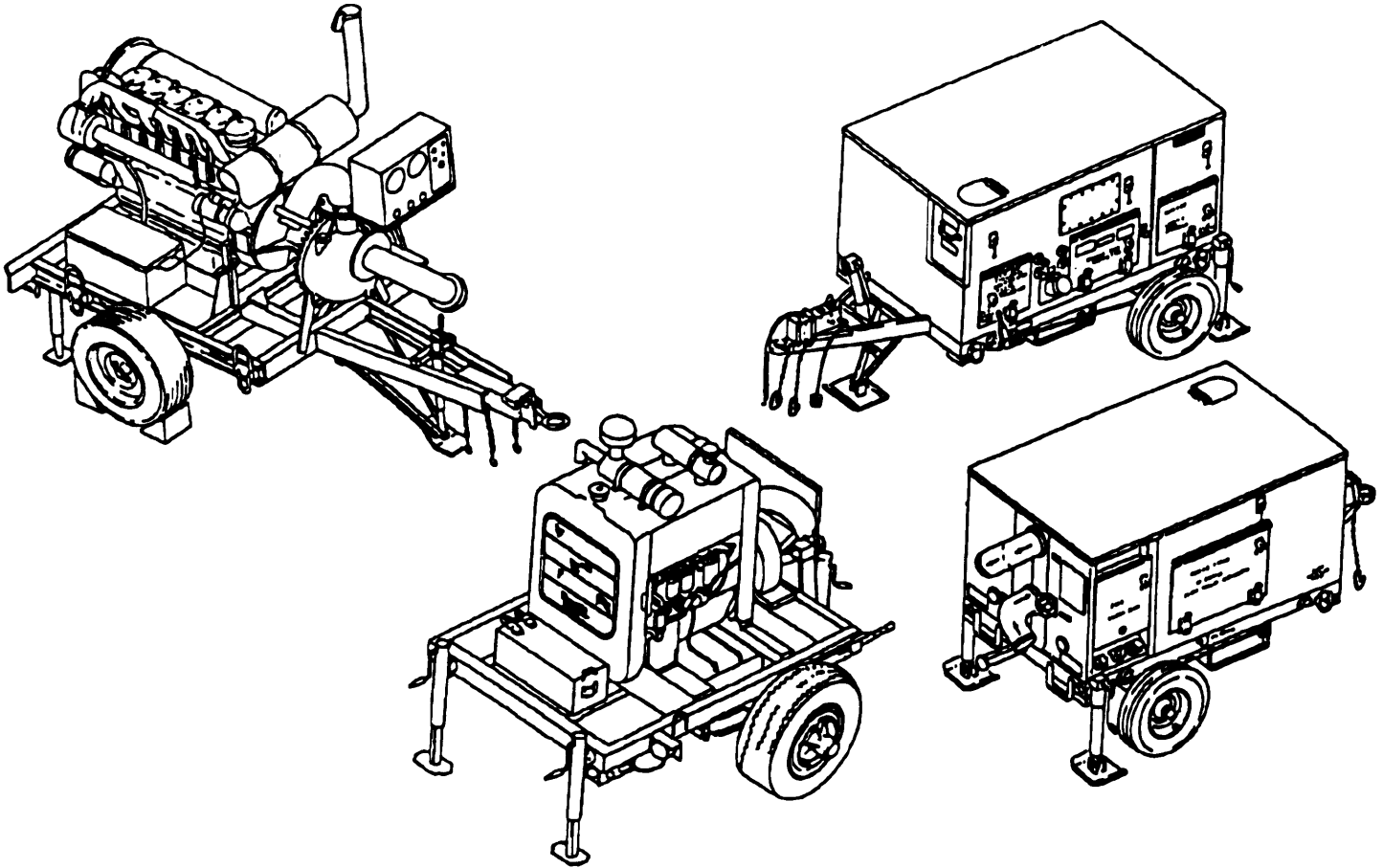


---

**TECHNICAL MANUAL**

**UNIT, DIRECT SUPPORT AND GENERAL SUPPORT MAINTENANCE  
REPAIR PARTS AND SPECIAL TOOLS LIST**



**PUMPING ASSEMBLY, WATER, 600 GPM, UNIT 609-A  
(NSN 4320-01-184-7494)**

**PUMPING ASSEMBLY, WATER, 600 GPM, UNIT 609-C  
(NSN 4320-01-261-6470)**

**PUMPING ASSEMBLY, WATER, 600 GPM, US636HCCD-1  
(NSN 4320-01-201-6937)**

DISTRIBUTION STATEMENT A. Approved for public release; distribution is unlimited.

\*This manual together with TM 10-4320-344-24P-1 and TM 10-4320-344-24P-3, and TM 10-4320-303-23p  
supersedes TM 5-4320-303-24P, dated 30 November 1988.

---

**HEADQUARTERS, DEPARTMENT OF THE ARMY  
4 APRIL 1994**



CHANGE

NO. 1

Unit, Direct Support and General Support Maintenance  
Repair Parts and Special Tools List

**PUMPING ASSEMBLY, WATER, 600 GPM, UNIT 609-A  
(NSN 4320-01-184-7494)**

**PUMPING ASSEMBLY, WATER, 600 GPM, UNIT 609-C  
(NSN 4320-01-261-6470)**

**PUMPING ASSEMBLY, WATER, 600 GPM, US636HCCD-1  
(NSN 4320-01-201-6937)**

DISTRIBUTION STATEMENT A: Approved for public release; distribution is unlimited.

TM 10-4320-344-24P-2, 4 April 1994, is changed as follows:

1. Remove and insert pages as indicated below. New or changed text material is indicated by a vertical bar in the margin. An illustration change is indicated by a miniature pointing hand.

Remove pages

i and ii  
68-1 and 68-2  
70-1 and Figure 71  
74-1 and 74-2  
78-1 and 78-2  
80-1 and Figure 81  
82-1  
84-1 and Figure 85  
85-1 and Figure 86  
96-1 and Figure 97  
97-1 and Figure 98  
98-1 and Figure 99  
101-1 and Figure 102  
103-1 and Figure 104  
111-1 and Figure 112  
116-1 and Figure 117  
117-1 and Figure 118  
118-1 and Figure 119  
119-1 and Figure 120  
121-1 and Figure 122  
124-1

Insert pages

i and ii  
68-1 and 68-2  
70-1 and Figure 71  
74-1 and 74-2  
78-1 and 78-2  
80-1 and Figure 81  
82-1  
84-1 and Figure 85  
85-1 and Figure 86  
96-1 and Figure 97  
97-1 and Figure 98  
98-1 and Figure 99  
101-1 and Figure 102  
103-1 and Figure 104  
111-1 and Figure 112  
116-1 and Figure 117  
117-1 and Figure 118  
118-1 and Figure 119  
119-1 and Figure 120  
121-1 and Figure 122  
124-1

2. Retain this sheet in front of manual for reference purposes.

**By Order of the Secretary of the Army:**

Official:

JOEL B. HUDSON  
*Administrative Assistant to the  
Secretary of the Army*  
02488

DENNIS J. REIMER  
*General, United States Army  
Chief of Staff*

**DISTRIBUTION:**

To be distributed in accordance with DA Form 12-25-E, block no. 5209, requirements for TM 10-4320-344-24P-2.

TECHNICAL MANUAL  
NO. 10-4320-344-24P-2

HEADQUARTERS,  
DEPARTMENT OF THE ARMY  
WASHINGTON D. C., 4 April 1994

**TECHNICAL MANUAL**

Unit, Direct Support and General Support Maintenance  
Repair Parts and Special Tools List

**PUMPING ASSEMBLY, WATER, 600 GPM, UNIT 609-A  
(NSN 43204)1-164-7494)**

**PUMPING ASSEMBLY, WATER, 600 GPM, UNIT 609-C  
(NSN 43204)1-2614470)**

**PUMPING ASSEMBLY, WATER, 600 GPM, US636HCCD-1  
(NSN 4320-01-201-6937)**

Current as of 15 March 1994

**REPORTING ERRORS AND RECOMMENDING IMPROVEMENTS**

You can help improve this manual. If you find any mistakes or if you know of a way to improve the procedures, please let us know. Mail your letter, DA Form 2028 (Recommended Changes to Publications and Blank Forms), or DA Form 2028-2 located in the back of this manual directly to: Commander, US Army Aviation and Troop Command, ATTN: AMSAT-I-MP, 4300 Goodfellow Blvd., St. Louis, MO 63120-1798. A reply will be furnished directly to you.

DISTRIBUTION STATEMENT A: Approved for public release; distribution is unlimited.

**TABLE OF CONTENTS**

	PAGE	ILLUS/ FIGURE
Section I. Introduction . . . . .	1	
Section II. Repair Parts List . . . . .	1-1	
609-A PUMP		
Group 02 Muffler Assembly, Exhaust . . . . .	1-1	1
Group 03 Air Cleaner Assembly . . . . .	2-1	2
Group 04 Battery and Battery Box Assembly . . . . .	3-1	3
Battery Cable Assembly . . . . .	4-1	4
Limit Switch Assembly . . . . .	5-1	5
Start Alarm Relay . . . . .	6-1	6
Group 05 Cover Assembly, Control Pad . . . . .	7-1	7
Control Panel . . . . .	8-1	8
Hose Assemblies . . . . .	9-1	9
Group 06 Harness Assembly, Pumping: Assembly . . . . .	10-1	10

\* This manual together with TM 10-4320-344-24P-1 and TM 10-4320-344-24P-3, and TM 10-4320-303-23P supersedes TM 5-4320-303-24P, dated 30 November 1988.

TABLE OF CONTENTS - Continued

	Page	Illus/ Figure
609-A PUMP (continued)		
Group 07	Suction Elbow. . . . .	11-1 11
	Discharge Elbow. . . . .	12-1 12
	Pump End Assembly. . . . .	13-1 13
Group 08	Hood and Attaching Parts . . . . .	14-1 14
Group 09	Cooling System Hoses . . . . .	15-1 15
	Radiator, Radiator Shell; Shroud, and Support Brackets. . . . .	16-1 16
Group 10	Engine and Mounting Hardware . . . . .	17-1 17
	Hose Assembly, Fuel . . . . .	18-1 18
	Hose Assembly, Fuel Return . . . . .	19-1 19
	Fuel Filter and Transfer Pump . . . . .	20-1 20
	Manifold Assembly, Fuel Leakoff . . . . .	21-1 21
	Fuel Line Assemblies . . . . .	22-1 22
	Governor and Mounting Bracket . . . . .	23-1 23
	Fuel Injection Pump Assembly . . . . .	24-1 24
	V-Belt . . . . .	25-1 25
	Alternator Assembly . . . . .	26-1 26
	Wire and Diode Assembly . . . . .	27-1 27
	Rectifier . . . . .	28-1 28
	Starter Assembly . . . . .	29-1 29
	Elbow Assembly, Exhaust Pipe . . . . .	30-1 30
	Tube Assembly, Air Intake . . . . .	31-1 31
	Oil Inlet Tube Assembly . . . . .	32-1 32
	Tube Assembly, Oil Drain . . . . .	33-1 33
	Oil Line Assemblies . . . . .	34-1 34
	Filter and Base Assemblies . . . . .	35-1 35
	Oil Cooler . . . . .	36-1 36
	Oil Pan. . . . .	37-1 37
	Pump Assembly, Lube Oil . . . . .	38-1 38
	Turbocharger Assembly . . . . .	39-1 39
	Exhaust Manifold . . . . .	40-1 40
	Intake Manifold. . . . .	41-1 41
	Thermostat Housing . . . . .	42-1 42
	Water Pump . . . . .	43-1 43
	Tachometer and Drive Cable . . . . .	44-1 44
	Shaft and Gear Assembly . . . . .	45-1 45
	Cover Assembly, cylinder Head . . . . .	46-1 46
	Rocker Arm Assembly . . . . .	47-1 47
	Cylinder Head Assembly . . . . .	48-1 48
	Pulley and Dampener Assembly . . . . .	49-1 49
	Gear Housing and Idler Gear Assembly . . . . .	50-1 50
	Bellhousing, Flywheel and Ring Gear Assembly . . . . .	51-1 51
	Piston and Connecting Rod Assemblies . . . . .	52-1 52
	camshaft . . . . .	53-1 53
	Crankshaft and Main Bearing Assemblies . . . . .	54-1 54
	Cylinder Block Assembly . . . . .	55-1 55
Group 11	Fuel Tank and Guard Assembly . . . . .	56-1 56
Group 12	Wheel Mounted Frame Assembly . . . . .	57-1 57
	Wheels, Hubs and Tires . . . . .	58-1 58
	Front and Rear Level Jack Assemblies . . . . .	59-1 59
	Break Actuator and Line Assemblies . . . . .	60-1 60
	Wheel Cylinder and Break Shoes . . . . .	61-1 61
	Handbreak Assembly and Cable . . . . .	62-1 62

TABLE OF CONTENTS - Continued

	Page	Illus/ Figure
609-A PUMP (continued)		
Group 12	Wiring Harness, Trailer . . . . .	63-1 63
	Lights and Reflectors . . . . .	64-1 64
	Safety Chains. . . . .	65-1 65
	Shock Absorber and Axle Assembly . . . . .	66-1 66
609-C PUMP		
Group 01	External Decals. . . . .	67-1 67
	Enclosure Assembly.. . . .	68-1 68
	Insulation Kit . . . . .	69-1 69
Group 02	Exhaust System . . . . .	70-1 70
Group 03	Air Intake System . . . . .	71-1 71
Group 04	Battery Box Assembly and Electrical Connector Receptacle. . . . .	72-1 72
	Start Pilot Relay Switch . . . . .	73-1 73
Group 05	Control Panel Assembly . . . . .	74-1 74
	Manual Throttle Cable . . . . .	75-1 75
	Auto Defeat Cable . . . . .	76-1 76
	Control Panel Assembly Wiring Harness . . . . .	77-1 77
Group 06	Main Wiring Harness . . . . .	78-1 78
Group 07	Pump Accessories . . . . .	79-1 79
	Hose Assemblies and Isolators . . . . .	80-1 80
	Pumping Installation . . . . .	81-1 81
	Pumping Assembly . . . . .	82-1 82
Group 10	Engine Installation . . . . .	83-1 83
	Fuel Lines . . . . .	84-1 84
	Fuel Filters . . . . .	85-1 85
	Fuel Transfer Pump . . . . .	86-1 86
	Fuel Solenoid. . . . .	87-1 87
	Injection and Fuel Return Lines . . . . .	88-1 88
	Fuel Injector. . . . .	89-1 89
	Governor Kit . . . . .	90-1 90
	Governor Actuator Assembly . . . . .	91-1 91
	Injection Pump and Drive . . . . .	92-1 92
	Cold Starting Aid. . . . .	93-1 93
	Cold Start Aid . . . . .	94-1 94
	V-Belt and Alternator Belt . . . . .	95-1 95
	Generator Capacitor and Alternator . . . . .	96-1 96
	Starter Assembly. . . . .	97-1 97
	V-Belt Contact Switch . . . . .	98-1 98
	Engine Temperature Switch and Oil Pressure Transmitter . . . . .	99-1 99
	Turbocharger Oil Lines . . . . .	100-1 100
	Engine Oil Drain . . . . .	101-1 101
	Oil Filter, Oil Cooler and Sensors . . . . .	102-1 102
	Air Breather . . . . .	103-1 103
	Oil Pan. . . . .	104-1 104
	Oil Pump Assembly. . . . .	105-1 105
	Turbocharger Assembly . . . . .	106-1 106
	Manifold Cowling Assembly . . . . .	107-1 107
	Intake/Exhaust System Manifolds . . . . .	108-1 108
	Cooling Air Blower Assembly . . . . .	109-1 109
	Cooling Air Cowling Assembly . . . . .	110-1 110

TABLE OF CONTENTS - Continued

	Page	Illus/ Figure
609-C PUMP (continued)		
Group 10	V-Belt Tensioner Assembly . . . . .	111-1 111
	Rocker Arm Assembly and Valve Cover . . . . .	112-1 112
	Cylinder Head Assembly . . . . .	113-1 113
	Front Cover and Idler Gear . . . . .	114-1 114
	Flywheel, Ring Gear and Flywheel Cover . . . . .	115-1 115
	Piston and Connecting Rod Assemblies . . . . .	116-1 116
	Camshaft and Crankshaft Assembly . . . . .	117-1 117
	Crankcase. . . . .	118-1 118
Group 11	Fuel Tank. . . . .	119-1 119
Group 12	Wheel Mounted Frame Assembly . . . . .	120-1 120
	Wheel Assembly . . . . .	121-1 121
	Tripod and Level Jacks . . . . .	122-1 122
	Handbrake Assembly and Cable . . . . .	123-1 123
	Lights and Reflectors . . . . .	124-1 124
	Axle and Wheel Assembly . . . . .	125-1 125
	Wheel Cylinder and Brake Shoes . . . . .	126-1 126
	Forklift Pocket. . . . .	127-1 127
	Brake System . . . . .	128-1 128
	Brake Actuator Assembly . . . . .	129-1 129
	Wiring Harness, Trailer . . . . .	130-1 130
	Safety Chains. . . . .	131-1 131
US636HCDD-1 PUMP		
Group 02	Engine and Exhaust System . . . . .	132-1 132
Group 03	Air Cleaner. . . . .	133-1 133
	Air Intake Pipe . . . . .	134-1 134
Group 04	Battery, Battery Box, and Battery Cables . . . . .	135-1 135
Group 05	Control Panel Cover Assembly . . . . .	136-1 136
	Control Panel Assembly . . . . .	137-1 137
	Control Panel Wiring Harness Assembly . . . . .	138-1 138
	Hose Assembly, Suction and Discharge Elbows . . . . .	139-1 139
Group 06	Main Wiring Harness Assembly . . . . .	140-1 140
Group 07	Suction and Discharge Elbows, 6 In. . . . .	141-1 141
	Pumping Assembly . . . . .	142-1 142
Group 10	Engine Mounting Hardware . . . . .	143-1 143
	Fuel Lines, Hoses and Fittings . . . . .	144-1 144
	Fuel Filter and Base Assembly . . . . .	145-1 145
	Fuel Transfer Pump . . . . .	146-1 146
	Injection Pipes and Back Leakage Pipes . . . . .	147-1 147
	Governor Actuator Assembly . . . . .	148-1 140
	Fuel Injection Pump Assembly . . . . .	149-1 149
	Fuel Nozzle and Holder Assembly . . . . .	150-1 150
	Guard Assembly, V-Belt . . . . .	151-1 151
	V-Belt and Alternator Belt . . . . .	152-1 152
	Alternator Cover . . . . .	153-1 153
	Alternator Assembly and Mounting Brackets . . . . .	154-1 154
	Starter Assembly . . . . .	155-1 155
	V-Belt Contact Switch and Mounting Bracket . . . . .	156-1 156



TABLE OF CONTENTS - Continued

	Page	Illus/ Figure
US636HCCD-1 PUMP (continued)		
Group 10	Pipe, Lube Oil . . . . .	157-1 157
	Pipe, Oil Return . . . . .	158-1 158
	By Pass Line . . . . .	159-1 159
	Hose Assembly, Oil Pressure . . . . .	160-1 160
	Oil Filter and Support . . . . .	161-1 161
	Oil Cooler . . . . .	162-1 162
	Air Intake Tube Assembly . . . . .	163-1 163
	Oil Pan and Drain Weldment . . . . .	164-1 164
	Oil Pump Assembly and Pipes . . . . .	165-1 165
	Turbocharger and Air Shield . . . . .	166-1 166
	Exhaust Manifold . . . . .	167-1 167
	Intake Manifold . . . . .	168-1 168
	Cooling Air Blower . . . . .	169-1 169
	Cooling Air Cowling Assembly . . . . .	170-1 170
	V Belt Tensioner Assembly . . . . .	171-1 171
	Angle Drive . . . . .	172-1 172
	Rocker Arm Assembly and Valve Cover . . . . .	173-1 173
	Cylinder Head Assembly . . . . .	174-1 174
	Drive Pulley and Dampener . . . . .	175-1 175
	Front Cover and Stay Plate . . . . .	176-1 176
	Idler Gear and Cover Assembly . . . . .	177-1 177
	Flywheel and Ring Gear . . . . .	178-1 178
	Piston Assembly and Connecting Rod Assembly . . . . .	179-1 179
	Camshaft . . . . .	180-1 180
	Crankshaft . . . . .	181-1 181
	Crankcase. . . . .	182-1 182
Group 11	Tank Assembly, Fuel . . . . .	183-1 183
Group 12	Wheel Mounted Frame Assembly . . . . .	184-1 184
	Wheel, Hubs and Tires . . . . .	185-1 185
	Front and Rear Level Jack Assemblies and Tripod . . . . .	186-1 186
	Handbrake Assembly . . . . .	187-1 187
	Lights and Reflectors . . . . .	188-1 188
	Axle Assembly . . . . .	189-1 189
	Brake Actuator . . . . .	190-1 190
	Brake Lines . . . . .	191-1 191
	Wiring Harness, Trailer . . . . .	192-1 192
Group 13	Bulk . . . . .	BULK- 1 BULK
Section III.	SPECIAL TOOLS LIST . . . . .	193-1 193
609-A PUMP		
Section IV.	CROSS REFERENCES INDEXES . . . . .	I-1
	National Stock Number Index . . . . .	I-1
	Part Number Index . . . . .	I-5
	Figure and Item Number Index . . . . .	I-21
609-C PUMP		
Section IV.	CROSS REFERENCES INDEXES . . . . .	I-1
	National Stock Number Index . . . . .	I-1
	Part Number Index . . . . .	I-6
	Figure and Item Number Index . . . . .	I-30
US636HCCD-1 PUMP		
Section IV.	CROSS REFERENCES INDEXES . . . . .	I-1
	National Stock Number Index . . . . .	I-1
	Part Number Index. . . . .	I-3
	Figure and Item Number Index . . . . .	I-19



**UNIT, DIRECT SUPPORT, AND  
GENERAL SUPPORT MAINTENANCE  
REPAIR PARTS AND SPECIAL TOOLS LIST**

**SECTION I. INTRODUCTION**

**1. SCOPE.**

This RPSTL lists and authorizes spares and repair parts; special tools; special test, measurement, and diagnostic equipment (TMDE); and other special support equipment required for performance of organizational, direct support, and general support maintenance of the 600 GPM Water Pumping Assemblies. It authorizes the requisitioning, issue, and disposition of spares, repair parts and special tools as indicated by the source, maintenance and recoverability (SMR) codes.

**2. GENERAL.**

In addition to Section I, Introduction, the Repair Parts and Special Tools List is divided into the following sections:

**2.1. Section II. Repair Parts List.** A list of spares and repair parts authorized by this RPSTL for use in the performance of maintenance. The lists also includes parts which must be removed for replacement of the authorized parts. Parts lists are composed of functional groups in ascending alphanumeric sequence, with the parts in each group listed in ascending figure and item number sequence. Bulk materials are listed in item name sequence. Repair parts kits are listed separately in their own functional groups within this section. Repair parts for repairable special tools are also listed in this section. Items listed are shown on the associated illustration(s)/figure(s) .

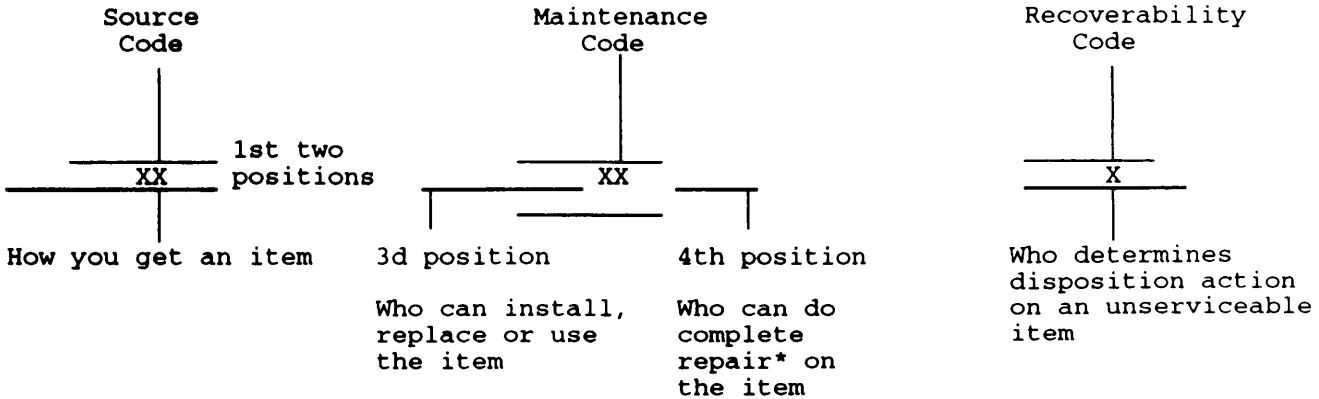
**2.2. Section III. Special Tools List.** A list of special tools, special TMDE, and other special support equipment authorized by this RPSTL (as indicated by Basis of Issue (BOI) information in DESCRIPTION AND USABLE ON CODE column) for the performance of maintenance.

**2.3. Section IV. Cross-reference Indexes.** A list, in National Item Identification Number (NIIN) sequence, of all National stock numbered items appearing in the listings, followed by a list in alphanumeric sequence of all part numbers appearing in the listings. National stock numbers and part numbers are cross-referenced to each illustration figure and item number appearance. The figure and item number index lists figure and item number in alphanumeric sequence and cross-references NSN, FSCM, and part numbers.

**3. EXPLANATION of COLUMNS (SECTIONS II AND III).**

**3.1. ITEM NO. (Column(1)).** Indicates the number used to identify items called out in the illustration.

**3.2. SMR CODE (Column (2)).** The Source, Maintenance, and Recoverability (SMR) code is a 5-position code containing supply/requisitioning information, maintenance category authorization criteria, and disposition instruction, as shown in the following breakout:



\*Complete Repair: Maintenance capacity, capability, and authority to perform all corrective maintenance tasks of the 'Repair' function in a use/user environment in order to restore serviceability to a failed item.

**3.2.1. Source Code.** The source code tells you how to get an item needed for maintenance, repair, or overhaul of an end item/equipment. Explanations of source codes follows:

Code	Explanation
<div style="border-left: 1px solid black; border-right: 1px solid black; border-bottom: 1px solid black; padding: 5px; display: inline-block;">                     PA                      PB                      PC**                      PD                      PE                      PF                      PG                 </div> <span style="font-size: 2em; vertical-align: middle; margin-left: 5px;">}</span>	<p>Stocked items; use the applicable NSN to request/requisition items with these source codes. They are authorized to the category indicated by the code entered in the 3d position of the SMR code.</p> <p>* *NOTE : Items coded PC are subject to deterioration.</p>
<div style="border-left: 1px solid black; border-right: 1px solid black; border-bottom: 1px solid black; padding: 5px; display: inline-block;">                     KD                      KF                      KB                 </div> <span style="font-size: 2em; vertical-align: middle; margin-left: 5px;">}</span>	<p>Items with these codes are not to be requested/requisitioned individually. They are part of a kit which is authorized to the maintenance category indicated in the 3d position of the SMR code. The complete kit must be requisitioned and applied.</p>

Code

Explanation

MO-	(Made at Unit/AVUM Level)
MF-	(Made at DS/AVIM Level)
MH-	(Made at GS Level)
ML-	(Made at Specialized Repair Act (SRA))
MD-	(Made at Depot)

>

Items with these codes are not to be requested/requisitioned individually. They must be made from bulk material which is identified by the part number in the DESCRIPTION AND USABLE ON CODE (UOC) column and listed in the Bulk Material group of the repair parts list in this RPSTL. If the item is authorized to you by the 3d position code of the SMR code, but the source code indicates it is made at a higher level, order the item from the higher level of maintenance.

AO-	(Assembled by Unit/AVUM Level)
AF-	(Assembled by DS/AVIM Level)
AH-	(Assembled by GS Category)
AL-	(Assembled by SRA)
AD-	(Assembled by Depot)

>

Items with these codes are not to be requested/requisitioned individually. The parts that make up the assembled item must be requisitioned or fabricated and assembled at the level of maintenance indicated by the source code. If the 3d position code of the SMR code authorizes you to replace the item, but the source code indicates the item is assembled at a higher level, order the item from the higher level of maintenance.

- XA - Do not requisition an "XA"-coded item. Order its next higher assembly. (Also, refer to the NOTE below.)
- XB - If an "XB" item is not available from salvage, order it using the FSCM and part number given.
- xC - Installation drawing, diagram, instruction Sheet, field Service drawing, that is identified by manufacturer's part number.
- XD - Item is not stocked. Order an "XD"-coded item through normal supply channels using the FSCM and part number given, if no NSN is available.

**NOTE**

Cannibalization or controlled exchange, when authorized, may be used as a source of supply for items with the above source codes, except for those source coded "XA" or those aircraft support items restricted by requirements of AR 700-42.

**3.2.2. Maintenance Code.** Maintenance codes tells you the level(s) of maintenance authorized to USE and REPAIR support items. The maintenance codes are entered in the third and fourth positions of the SMR Code as follows:

**3.2.2.1. Maintenance Code Third Position.** The maintenance code entered in the third position tells you the lowest maintenance level authorized to remove, replace, and use an item. The maintenance code entered in the third position will indicate authorization to one of the following levels of maintenance.

Code	Application/Explanation
C	-Crew or operator maintenance done within unit or aviation unit maintenance.
0	-Unit or aviation unit category can remove, replace, and use the item.

**TM 10-4320-344-24P-2**

Code	Application/Explanation
F	-Direct support or aviation intermediate level can remove, replace, and use the item.
H	-General support level can remove, replace, and use the item.
L	-Specialized repair activity can remove, replace, and use the item.
D	-Depot level can remove, replace, and use the item.

**3.2.1.2. Maintenance Code Fourth Position.** The maintenance code entered in the fourth position tells whether or not the item is to be repaired and identifies the lowest maintenance level with the capability to do complete repair (i.e., perform all authorized repair functions.) (NOTE: Some limited repair may be done on the item at a lower level of maintenance, if authorized by the Maintenance Allocation Chart (MAC) and SMR codes.) This position will contain one of the following maintenance codes.

Code	Application/Explanation
O	-Unit or (aviation unit) is the lowest level that can do complete repair of the item.
F	-Direct support or aviation intermediate is the lowest level that can do complete repair of the item.
H	-General support is the lowest level that can do complete repair of the item.
L	-Specialized repair activity (designate the specialized repair activity) is the lowest level that can do complete repair of the item.
D	-Depot is the lowest level that can do complete repair of the item.
Z	-Nonreparable. No repair is authorized.
B	-No repair is authorized. (No parts or special tools are authorized for the maintenance of a "B" coded item). However, the item may be reconditioned by adjusting, lubricating, etc., at the user level.

**3.2.3. Recoverability Code.** Recoverability codes are assigned to items to indicate the disposition action on unserviceable items. The recoverability code is entered in the fifth position of the SMR Code as follows:

Recoverability Codes	Application/Explanation
Z	-Nonreparable item. When unserviceable, condemn and dispose of the item at the level of maintenance shown in 3d position of SMR Code.
O	-Reparable item. When uneconomically repairable, condemn and dispose of the item at unit or aviation unit level.

Recoverability Codes	Application/Explanation
F	-Reparable item. When uneconomically reparable, condemn and dispose of the item at the direct support or aviation intermediate level.
H	-Reparable item. When uneconomically reparable, condemn and dispose of the item at the general support level.
D	-Reparable item. When beyond lower level repair capability, return to depot. Condemnation and disposal of item not authorized below depot level.
L	-Reparable item. Condemnation and disposal not authorized below specialized repair activity (SRA) .
A	-Item requires special handling or condemnation procedures because of specific reasons (e.g., precious ,metal content, high dollar value, critical material, or hazardous material) . Refer to appropriate manuals/directives for specific instructions .

**3.2.3. FSCM (Column (3)).** The Federal Supply Code for Manufacturer (FSCM) is a 5 digit numeric code which is used to identify the manufacturer, distributor, or Government agency, etc., that supplies the item.

**3.2.4. PART NUMBER (Column (4)).** Indicates the primary number used by the manufacturer (individual, company, firm, corporation, or Government activity) , which controls the design and characteristics of the item by means of its engineering drawings, specifications standards, and inspection requirements to identify an item or range of items.

**NOTE**

When you use a NSN to requisition an item, the item you receive may have a different part number from the part ordered.

**3.2.5. DESCRIPTION AND USABLE ON CODE (UOC) (Column (5)).** This column includes the following information:

- a. The Federal item name and, when required, a minimum description to identify the item.
- b. The physical security classification of the item is indicated by the parenthetical entry (insert applicable physical security classification abbreviation, e.g., Phy Sec Cl (C) -Confidential, Phy Sec Cl (S) -Secret, Phy Sec Cl (T) Top Secret).
- c. Items that are included in kits and sets are listed below the name of the kit or set.
- d. Spare/repair parts that make up an assembled item are listed immediately following the assembled item line entry.
- e. Part numbers for bulk materials are referenced in this column in the line item entry for the item to be manufactured/fabricated.
- f. When the item is not used with all serial numbers of the same model, the effective serial numbers are shown on the last line(s) of the description (before UOC).

- g. The usable on code, when applicable (see paragraph 5, Special information) .
- h. In the Special Tools List section, the Basis of issue (BOI) appears as the last line(s) in the entry for each special tool, special TMDE, and other special support equipment. When density of equipments supported exceeds density spread indicated in the basis of issue, the total authorization is increased proportionately.
- i. The statement "END OF FIGURE" appears just below the last item description in Column 5 for a given figure in both Section II and Section III.

**3.2.6. QTY (Column (6)).** The QTY (quantity per figure column) indicates the quantity of the Item used in the breakout shown on the illustration figure, which is prepared for a functional group, subfunctional group, or an assembly. A "V" appearing in this column in lieu of a quantity indicates that the quantity is variable and the quantity may vary from application to application.

**4. EXPLANATION of COLUMNS (SECTION IV).**

**4.1. NATIONAL STOCK NUMBER (NSN) INDEX.**

**4.1.1. STOCK NUMBER Column.** This column lists the NSN by National Item Identification Number (NIIN) sequence. The NIIN consists of the last

nine digits of the NSN (i.e.,  $\frac{\text{NSN}}{\text{NIIN}}$  5305-01-674-1467) . When using this

column to locate an item, ignore the first 4 digits of the NSN. However, the complete NSN should be used when ordering items by stock number.

**4.1.2. FIG. column.** This column lists the number of the figure where the item is identified/located. The figures are in numerical order in Section II and Section III.

**4.1.3. ITEM column.** The item number identifies the item associated with the figure listed in the adjacent FIG. column. This item is also identified by the NSN listed on the same line.

**4.2. PART NUMBER INDEX.** Part numbers in this index are listed by part number in ascending alphanumeric sequence (i.e. , vertical arrangement of letter and number combination which places the first letter or digit of each group in order A through z, followed by the numbers 0 through 9 and each following letter or digit in like order) .

**4.2.1. FSCM column.** The Federal Supply Code for Manufacturer (FSCM) is a 5 digit numeric code used to identify the manufacturer, distributor, or Government agency, etc. , that supplies the item.

**4.2.2. PART NUMBER column.** Indicates the primary number used by the manufacturer (individual, firm, corporation, or Government activity) , which controls the design and characteristics of the item by means of its engineering drawings, specifications standards, and inspection requirements to identify an item or range of items.

**4.2.3. STOCK NUMBER column.** This column lists the NSN for the associated part number and manufacturer identified in the PART NUMBER and FSCM columns to the left.

**4.2.4. FIG. column.** This column lists the number of the figure where the item is identified/located in Section II and III.

**4.2.5. ITEM column.** The item number is that number assigned to the item as it appears in the figure referenced in the adjacent figure number column.



4.3. FIGURE AND ITEM NUMBER INDEX.

4.3.1. FIG. Column. This column lists the number of the figure where the item is identified/located in Section II and III.

4.3.2. ITEM Column. The item number is that number assigned to the item as it appears in the figure referenced in the adjacent figure number column.

4.3.3. STOCK NUMBER Column. This column lists the NSN for the item.

4.3.4. FSCM Column The Federal Supply Code for Manufacturer (FSCM) is a 5 digit numeric code used to identify the manufacturer, distributor, or Government agency, etc. , that supplies the item.

4.3.5. PART NUMBER Column Indicates the primary number used by the manufacturer (individual, firm, corporation, or Government activity), which controls the design and characteristics of the item by means of its engineering drawings, specifications standards, and inspection requirements to identify an item or range of items.

5. SPECIAL INFORMATION.

5.1 USABLE ON CODE. The usable on code appears in the lower left corner of the Description column heading. Usable on codes are shown as "UOC: . . ." in the Description column (justified left) on the first line applicable item description/nomenclature. Uncoded items are applicable to all models. Identification of the usable on codes used in the RPSTL are:

<u>Code</u>	<u>Used On</u>
FCV	Model 609-A
FCW	Model US636HCCD-1
FCX	Model 609-C

5.2. FABRICATION INSTRUCTIONS. Bulk materials required to manufacture items are listed in the Bulk Material Functional Group of this RPSTL. Part numbers for bulk materials are also referenced in the description column of the line item entry for the item to be manufactured/fabricated. Detailed fabrication instructions for the items source coded to be manufactured or fabricated are found in Appendix D of TM 10-4320-343-14.

5.3. INDEX NUMBERS. Items which have the word BULK in the figure column will have an index number shown in the item column. This index number is-a cross-reference between the National Stock Number/Part Number and the bulk material list in Section II.

5.4. ASSOCIATED PUBLICATIONS. The publication(s) listed below pertains to the 600 GPM Water Pumping Assemblies and its components:

<u>Publication</u>	<u>Short Title</u>
TM 10-4320-303-14	Tactical Water Distribution Equipment System (TWDS)
TM 10-4320-344-10	Pumping Assembly, 600 GPM
TM 10-4320-344-24	Pumping Assembly, 600 GPM
TM 10-4320-344-24P	Pumping Assembly, 600 GPM

**6. HOW TO LOCATE REPAIR PARTS.**

**6.1. WHEN NATIONAL STOCK NUMBER OR PART NUMBER IS NOT KNOWN.**

**6.1.1. First.** Using the table of contents, determine the assembly group or subassembly group to which the item belongs. This is necessary since figures are prepared for assembly groups and subassembly groups, and listings are divided into the same groups.

**6.1.2. Second.** Find the figure covering the assembly group or subassembly group to which the item belongs.

**6.1.3. Third.** Identify the item on the figure and use the Figure and Item Number Index to find the NSN.

**6.2. WHEN NATIONAL STOCK NUMBER OR PART NUMBER IS KNOWN.**

**6.2.1. First.** Using the National Stock Number or the Part Number Index, find the pertinent National Stock Number or Part Number. The NSN index is in National Item Identification Number (NIIN) sequence (see 4.1.1). The part numbers in the Part Number index are listed in ascending alphanumeric sequence (see 4.2). Both indexes cross-reference you to the illustration/figure and item number of the item you are looking for.

**6.2.2. Second.** Turn to the figure and item number, verify that the item is the one you're looking for, then locate the item number in the repair parts list for the figure .

**7. ABBREVIATIONS.**

Abbreviations used in this manual are listed in MIL-STD-12.



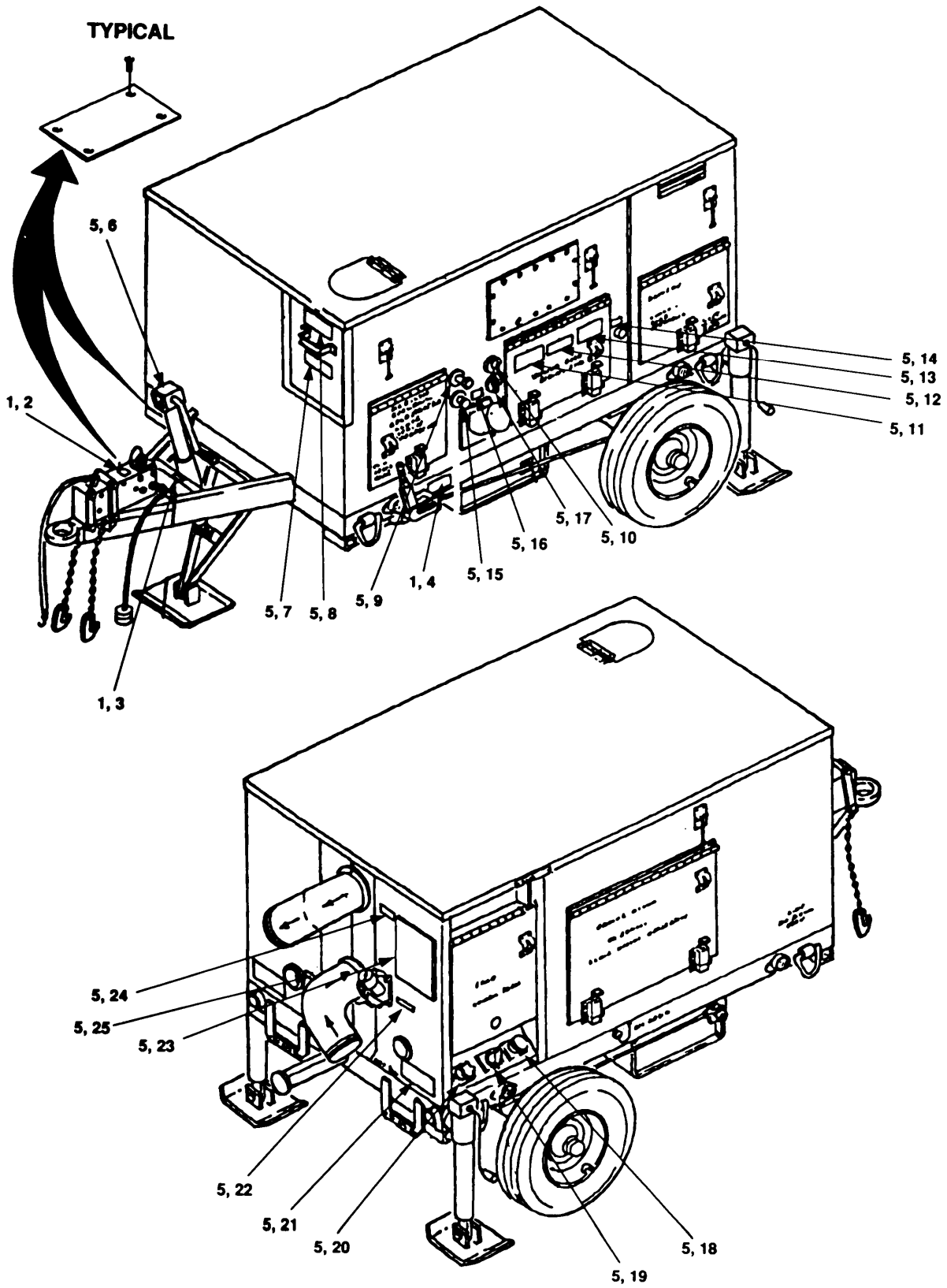


Figure 67. External Decals

SECTION II		TM10-4320-344-24P-2			
(1)	(2)	(3)	(4)	(5)	(6)
ITEM NO	SMR CODE	CAGEC	PART NUMBER	DESCRIPTION AND USABLE ON CODES (UOC)	QTY
GROUP 01 ENCLOSURE ASSEMBLY					
FIG. 67 EXTERNAL DECALS					
1	XBOZZ	94222	38-104-07-13	RIVET,BLIND	12
2	XBOZZ	25567	38816-158	PLATE,BK FL	1
3	XBOZZ	25567	38816-151	PLATE,WRN	1
4	XBOZZ	25567	38817-063	PLATE,PRKG BK	1
5	XBOZZ	61957	AD42BS	RIVET,BLIND	80
6	XBOZZ	25567	38817-064	PLATE,JACKSTAND	3
7	XBOZZ	25567	38816-154	PLATE,CAUTION	1
8	XBOZZ	25567	38815-022	PLATE,AIR OUTLET	1
9	XBOZZ	25567	38811-112	PLATE,AUX FUEL	1
10	XBOZZ	25567	38811-110	PLATE,DIRECT	1
11	XBOZZ	25567	38813-022	PLATE,IDENT	1
12	XBOZZ	25567	38816-162	PLATE,CAUTION	1
13	XBOZZ	25567	38813-024	PLATE,SHIP DATA	1
14	XBOZZ	25567	38811-113	PLATE,NAME	1
15	XBOZZ	25567	38811-111	PLATE,AUX FUEL	1
16	XBOZZ	25567	38816-160	PLATE,DSL FUEL	1
17	XBOZZ	25567	38811-109	PLATE,DIRECT	1
18	XBOZZ	25567	38818-048	PLATE,ETHER KIT	1
19	XBOZZ	25567	38811-121	PLATE,AUTO DEFEAT	1
20	XBOZZ	25567	38811-116	PLATE,MNL THROT	1
21	XBOZZ	25567	38817-065	PLATE,STAB LET	2
22	XBOZZ	25567	38815-606	PLATE,PRIME	1
23	XBOZZ	25567	38817-067	PLATE,LUBE CHART	1
24	XBOZZ	25567	38811-115	PLATE,PDISCH	1
25	XBOZZ	25567	38811-114	PLATE,PMP SUCT	1
END OF FIGURE					

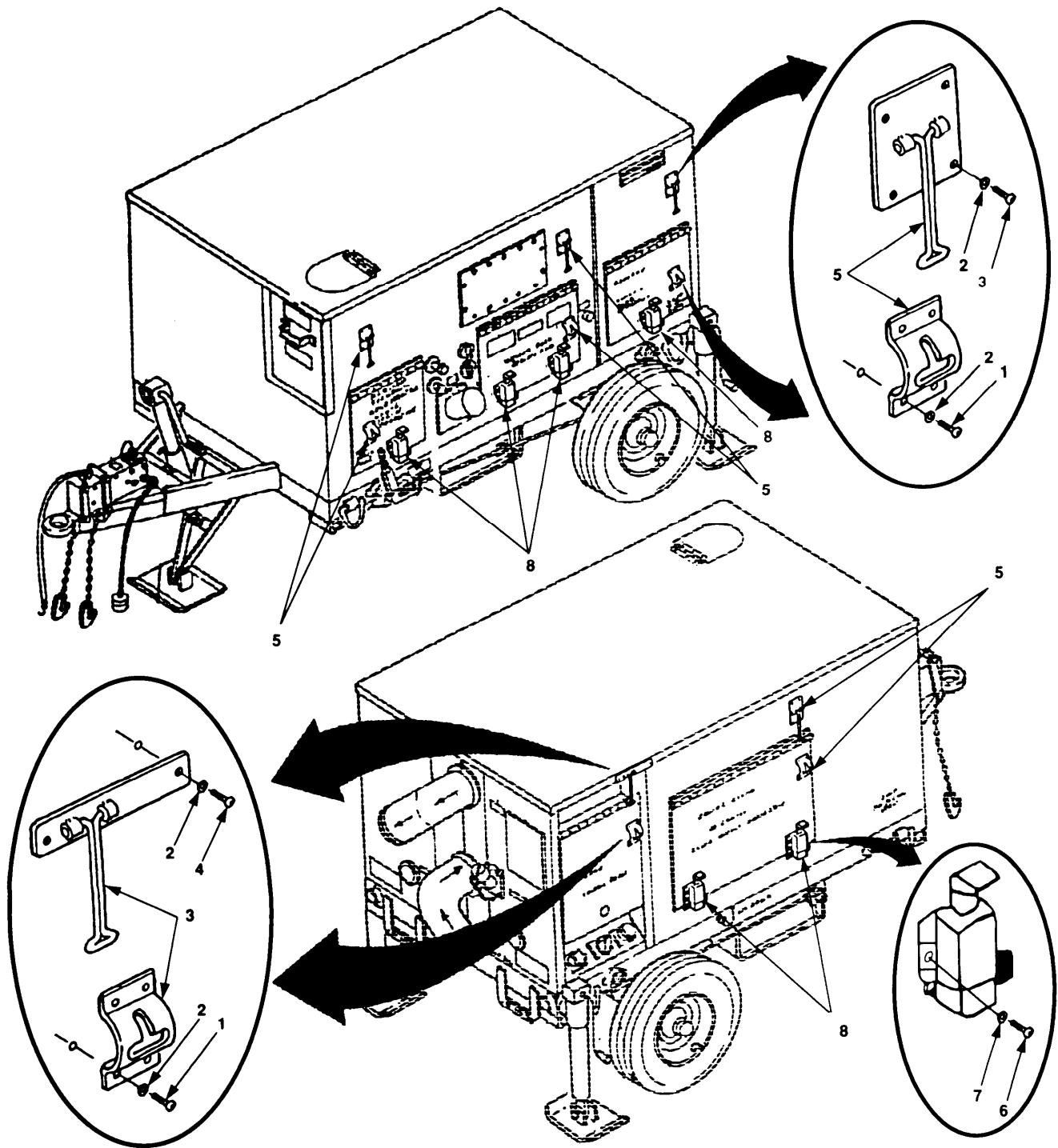


Figure 68. Enclosure Assembly (Sheet 1 of 5)

- |           |           |           |           |           |           |            |            |           |
|-----------|-----------|-----------|-----------|-----------|-----------|------------|------------|-----------|
| 11        | 14        | 17        | 20        | 25        | 28        | 31         | 35         | 39        |
| 12 AND 13 | 15 AND 16 | 18 AND 19 | 21 AND 22 | 26 AND 27 | 29 AND 30 | 32 THRU 34 | 36 THRU 38 | 40 AND 41 |

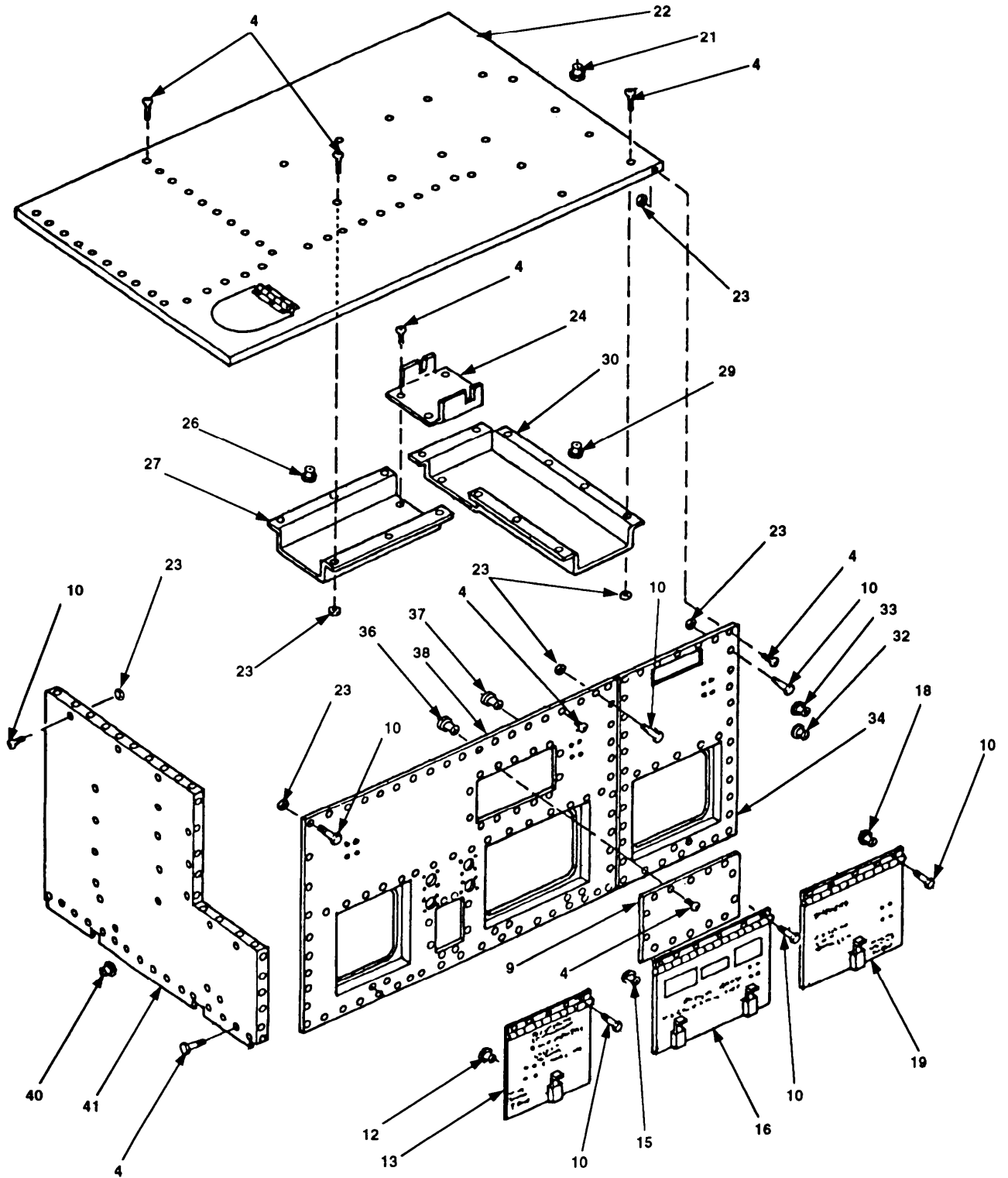


Figure 68. Enclosure Assembly (Sheet 2 of 5)

57  
58 AND 59

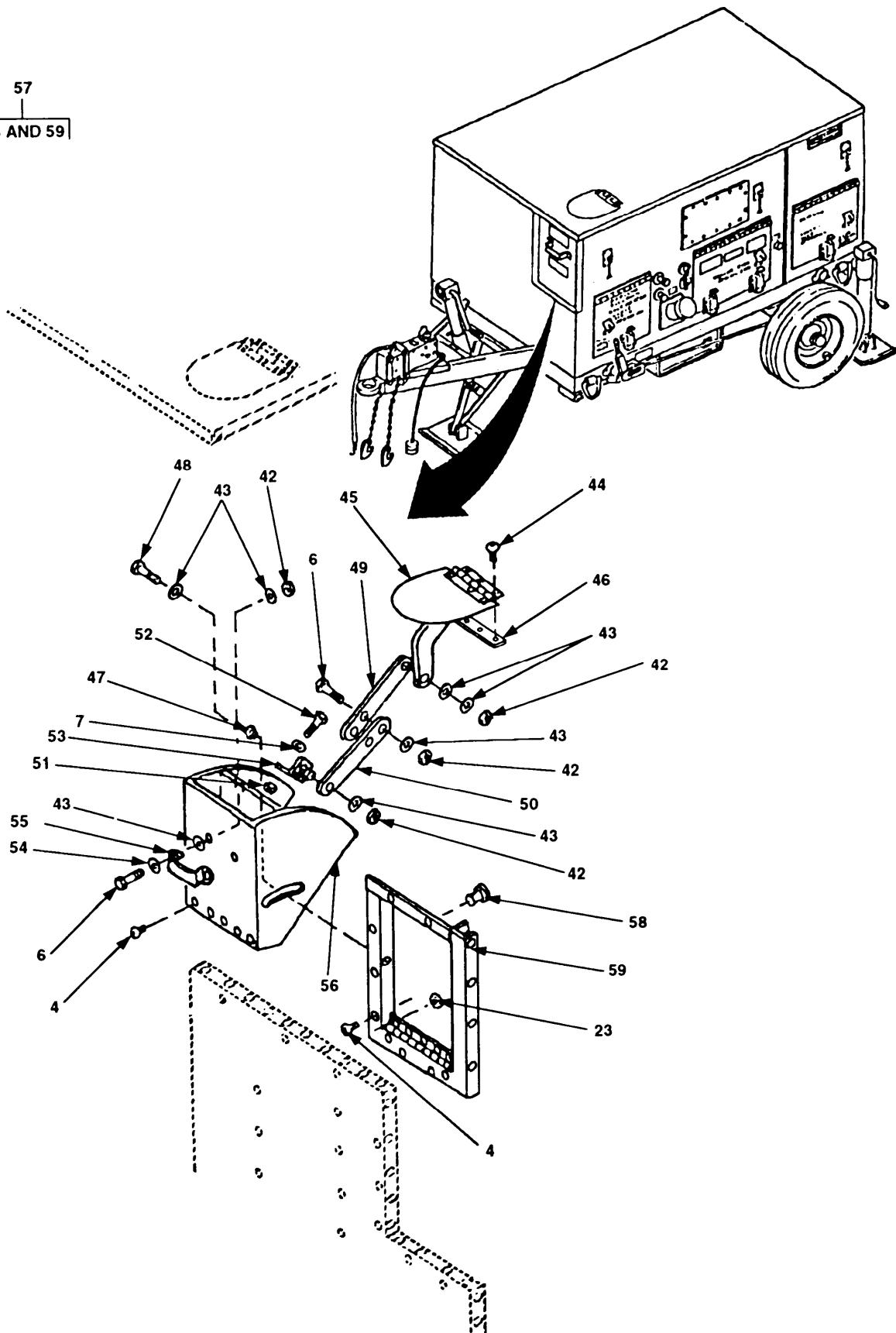


Figure 68. Enclosure Assembly (Sheet 3 of 5)



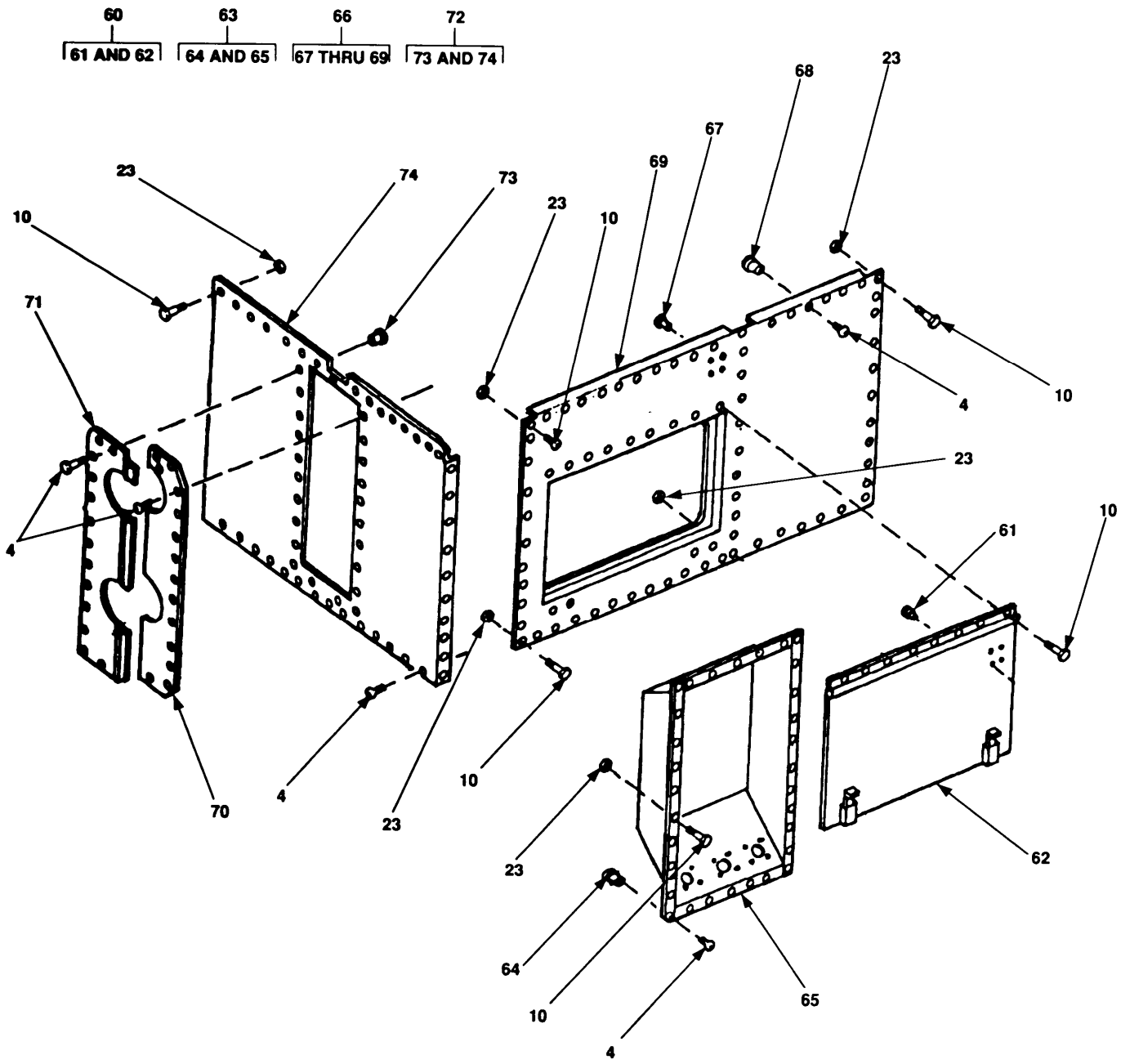


Figure 68. Enclosure Assembly (Sheet 4 of 5)

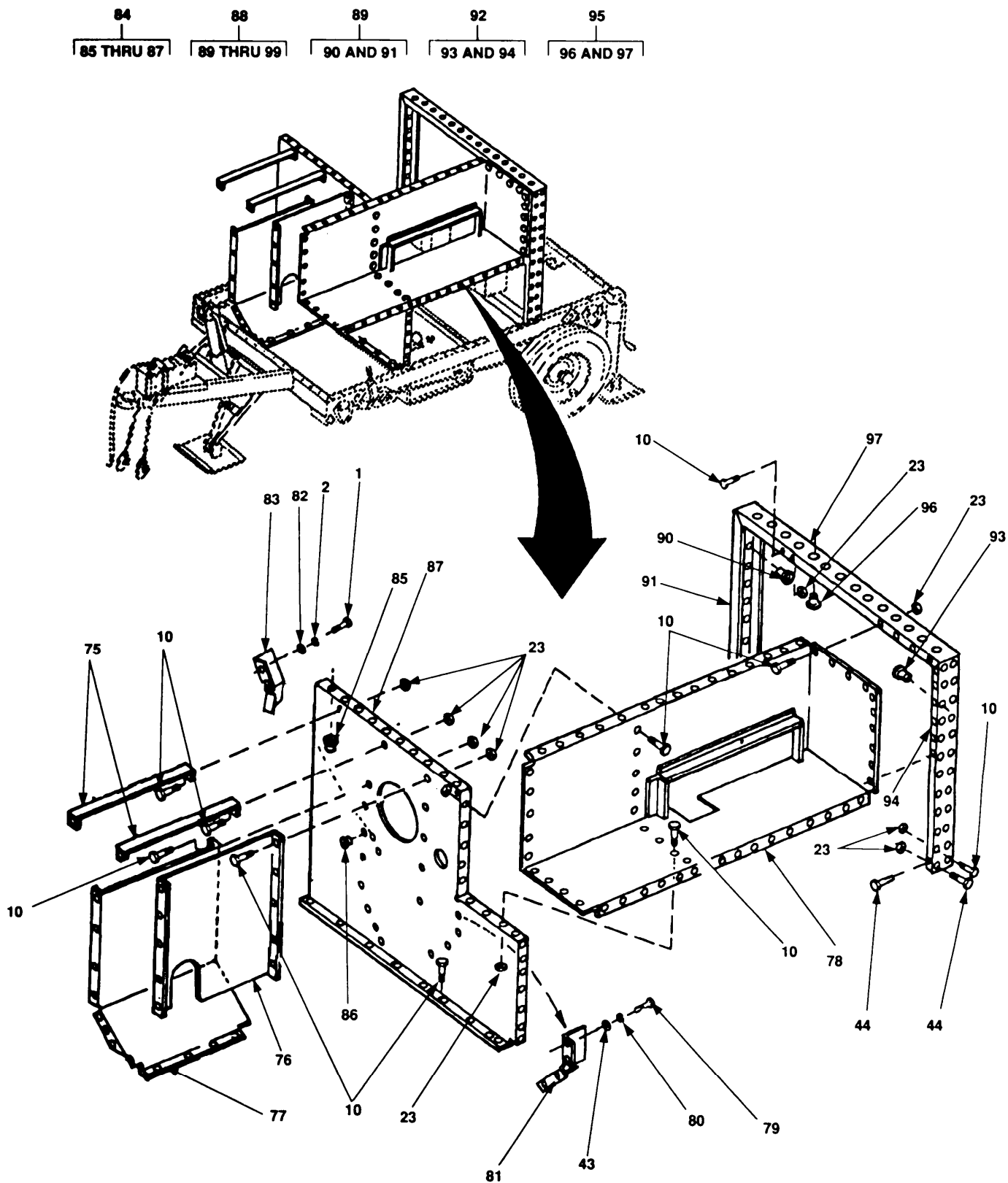


Figure 68. Enclosure Assembly (Sheet 5 of 5)

SECTION II (1) ITEM NO	(2) SMR CODE	(3) CAGEC	TM10-4320-344-24P-2 (4) PART NUMBER	(5) DESCRIPTION AND USABLE ON CODES (UOC)	(6) QTY
GROUP 01 ENCLOSURE ASSEMBLY					
FIG. 68 ENCLOSURE ASSEMBLY					
	XBOFF	25567	42164-001	ENCLOSURE ASSY	1
1	PAOZZ	25567	X 10-02S	.SCREW,MACH,RD HD	38
2	PAOZZ	96906	MS35338-43	.WASHER,LOCK	38
3	PBOZZ	25567	41146-002	.HOLDER ASSY, .DOOR	1
4	PAOZZ	82465	31WLF51618-.625	.BOLT,SLFLKG	214
5	PAOZZ	27182	29-4	.CATCH,CLAMPING	4
6	PAOZZ	96906	MS90728-32	.BOLT,MACHINE	32
7	PBOZZ	96906	MS27183-11	.WASHER,FLAT	26
8	PAOZZ	25567	34621-151	.CATCH,.DOOR LATCH	6
9	XBOZZ	25567	42114-082	.COVER ASSY,ACCESS WLDMT	1
10	PAOZZ	96906	MS90725-31	.BOLT,MACHINE	19
11	XBOZZ	25567	42121-425	.DOOR ASSY LEFT FRONT	1
12	XAOZZ	25567	22569-005	..NUTSERT	4
13	XAOZZ	25567	42121-419	..DOOR	1
14	XBOZZ	25567	42121-426	.DOOR ASSY LEFT MIDDLE	1
15	XAOZZ	25567	22569-005	..NUTSERT	4
16	XAOZZ	25567	42121-418	..DOOR	1
17	XBOZZ	25567	42121-424	.DOOR ASSY LEFT REAR	1
18	XAOZZ	25567	22569-005	..NUTSERT	4
19	XAOZZ	25567	42121-420	..DOOR	1
20	XBOZZ	25567	42142-077	.PANEL ASSY, TOP	1
21	XAOZZ	25567	21769-107	..NUTSERT	2
22	XAOZZ	25567	42142-070	..PANEL, TOP	1
23	PBOZZ	82465	31WLF51618	.NUT, PLAIN, EXTENDED	25
24	XBOZZ	25567	34781-002	.CROSSOVER, AD	1
25	XBOZZ	25567	42167-006	.ENTRY ASSY, AD	1
26	XAOZZ	25567	21769-107	..NUTSERT	2
27	XAOZZ	25567	34621-154	..AIR DUCT	1
28	XBOZZ	25567	42167-007	.EXIT ASSY, AD	1
29	XAOZZ	25567	21769-107	..NUTSERT	2
30	XAOZZ	25567	34851-166	..AIR DUCT	1
31	XBOZZ	25567	42147-014	.PANEL ASSY, L REAR Q	1
32	XAOZZ	25567	22569-005	..NUTSERT	4
33	XAOZZ	25567	21769-107	..NUTSERT	12
34	XBOZZ	25567	42147-011	..PANEL, L REAR QTR	1
35	XBOZZ	25567	42142-073	.PANEL ASSY, LS	1
36	PBOZZ	25567	22569-005	..NUTSERT	8
37	PBOZZ	25567	21769-107	..NUTSERT	39
38	XBOZZ	25567	42142-065	..PANEL, LS	1
39	XBOZZ	25567	42142-078	.PANEL ASSY, BHD FRONT PANEL	1
40	XAOZZ	25567	21769-107	..NUTSERT	26
41	XAOZZ	25567	42142-068	..PANEL, BHD FRONT PANEL	1
42	PBOZZ	25567	DD05	.NUT, LKG	1
43	PBOZZ	96906	MS27183-13	.WASHER, FLAT	28
44	PBOZZ	25567	F0504	.SCREW, CAP, SCH	2
45	XBOZZ	25567	46281-901	.COVER ASSY, EXH WLDMT	1
46	XBOZZ	25567	33431-050	.SPACER, HINGE	1
47	XBOZZ	25567	623181-208	.BEARING, FLANGE	2

SECTION II (1) ITEM NO	(2) SMR CODE	(3) CAGEC	TM10-4320-344-24P-2 (4) PART NUMBER	(5) DESCRIPTION AND USABLE ON CODES (UOC)	(6) QTY
48	PBOZZ	25576	BT0504	.SCREW,CAP,HEX HD	2
49	XBOZZ	25576	33546-006	.LINK,EXH COV	1
50	XBOZZ	25576	33546-007	.LINK,EXH COV	1
51	PAOZZ	25576	DD04	.NUT,LKG	2
52	PAOZZ	96906	MS90725-5	..SCREW,CAP,HEXAGON H	2
53	XBOZZ	25567	41881-383	.LINKAGE,BRKT ASSY WLDMT	1
54	PAOZZ	25567	21168-305	.WASHER,FIBER,INSUL	2
55	XBOZZ	25567	38421-022	.HANDLE	1
56	XBOZZ	25567	42167-004	.SCOOP ASSY,OUT WLDMT	1
57	XBOZZ	25567	41437-006	.FRAME ASSY,OUT	1
58	XAOZZ	25567	21769-107	..NUTSERT	4
59	XAOZZ	25567	41437-002	..FRAME	1
60	XBOZZ	25567	42121-427	.DOOR ASSY	1
61	XAOZZ	25567	22569-005	..NUTSERT	4
62	XAOZZ	25567	42121-417	..DOOR	1
63	XBOZZ	25567	42114-083	.PANEL HSG ASSY,CONT	1
64	XAOZZ	25567	21769-107	..NUTSERT	5
65	XBOZZ	25567	42114-081	..PANEL,CONT	1
66	XBOZZ	25567	42142-074	.PANEL ASSY,RS	1
67	XAOZZ	25567	22569-005	..NUTSERT	4
68	XAOZZ	25567	21769-107	..NUTSERT	31
69	XBOZZ	25567	42142-066	..PANEL,RS	1
70	XBOZZ	25567	34648-004	.COVER PLATE,UPPER	1
71	XBOZZ	25567	33659-009	.COVER PLATE,UPPER	1
72	XBOZZ	25567	42142-076	.PANEL ASSY,END	1
73	XAOZZ	25567	21769-107	..NUTSERT	48
74	XBOZZ	25567	42142-067	..PANEL,END	1
75	XBOZZ	25567	34316-009	.STRAP	2
76	XBOZZ	25567	34851-153	.BAFFLE	1
77	XBOZZ	25567	34874-021	.BAFFLE	1
78	XBOZZ	25567	42167-005	.DUCT ASSY,COOLING	1
79	PAOZZ	25567	X0502-1/2	.SCREW,MACH	4
80	PAOZZ	96906	MS35338-45	.WASHER,LOCK	4
81	XBOZZ	25567	34874-041	.GUARD,BELT	1
82	PAOZZ	96906	MS27183-42	.WASHER,FLAT	2
83	XBOZZ	25567	34874-042	.GUARD,BELT	1
84	XBOZZ	25567	42142-075	.PANEL ASSY,BHD	1
85	XAOZZ	25567	22569-005	..NUTSERT	2
86	XAOZZ	25567	21769-107	..NUTSERT	15
87	XBOZZ	25567	42142-069	..PANEL,BHD INTERIOR	1
88	XBOZZ	25567	41437-003	.FRAME ASSY,SPRT	1
89	XBOZZ	25567	41437-008	..FRAME ASSY	1
90	XAOZZ	25567	21769-107	..NUTSERT	1
91	XBOZZ	25567	41437-005	..FRAME	1
92	XBOZZ	25567	41437-007	..FRAME ASSY	1
93	XAOZZ	25567	21769-107	..NUTSERT	4
94	XBOZZ	25567	41437-004	..FRAME	1
95	XBOZZ	25567	41437-009	..FRAME ASSY,HORTZ	1
96	XAOZZ	25567	21769-107	..NUTSERT	9
97	XBOZZ	25567	34414-027	..FRAME,HORIZ	1

END OF FIGURE



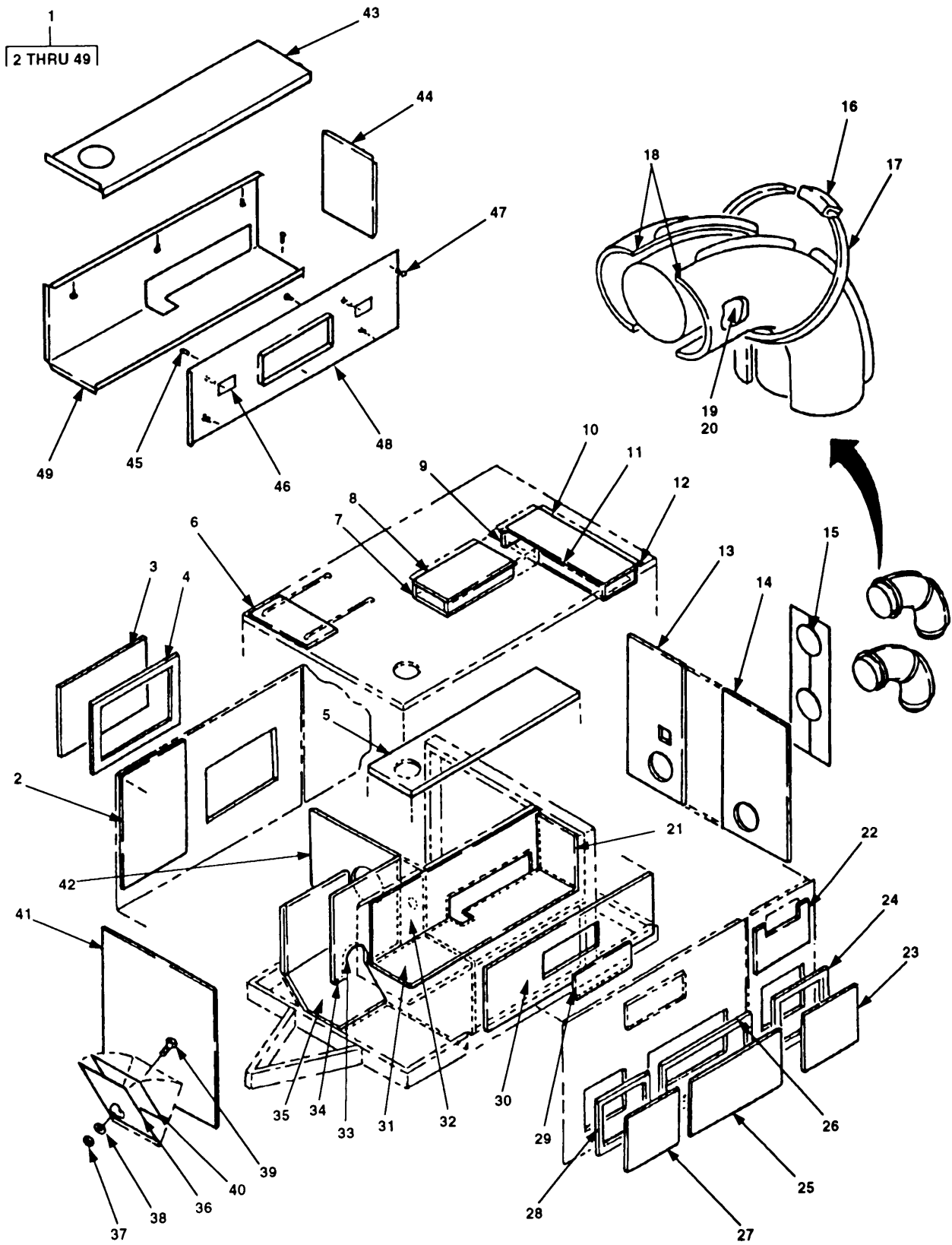


Figure 69. Insulation Kit

SECTION II (1) ITEM NO	(2) SMR CODE	(3) CAGEC	TM10-4320-344-24P-2 (4) PART NUMBER	(5) DESCRIPTION AND USABLE ON CODES (UOC)	(6) QTY
GROUP 01 ENCLOSURE ASSEMBLY					
FIG. 69 INSULATION KIT					
1	XCOFF	25567	48217-501	KIT, ABSORBER, INSUL	1
2	MFOZZ	25567	46823-005	.ABSORBER, INLET SIDE MAKE FROM P/N 13221E9359 (97403)	1
3	MFOZZ	25567	46823-012	.ABSORBER, RT MN DR MAKE FROM P/N 13221E9359 (97403)	1
4	XBOZZ	25567	38675-006	SEAL, TRIM	1
5	XBOZZ	25567	46823-504	PANEL, ACOUSTIC	1
6	MFOZZ	25567	46823-013	.ABSORBER, INLET TUP MAKE FROM P/N 13221E9359 (97403)	1
7	MFOZZ	25567	46823-016	.ABSORBER, AD INL S MAKE FROM P/N 13221E9359 (97403)	2
8	MFOZZ	25567	46823-017	.ABSORBER, AD TEB MAKE FROM P/N 13221E9359 (97403)	2
9	MFOZZ	25567	46823-026	.ABSORBER, OUT AD MAKE FROM P/N 13221E9359 (97403)	1
10	MFOZZ	25567	46823-019	.ABSORBER, AD T&B MAKE FROM P/N 13221E9359 (97403)	2
11	MFOZZ	25567	46823-020	.ABSORBER, AD S OUT MAKE FROM P/N 13221E9359 (97403)	1
12	MFOZZ	25567	46823-018	.ABSORBER, AD S MAKE FROM P/N 13221E9359 (97403)	1
13	MFOZZ	25567	46823-024	.ABSORBER, REAR PNL RIGHT, MAKE FROM P/N 13221E9359 (97403)	1
14	MFOZZ	25567	46823-010	.ABSORBER, REAR PNL LEFT, MAKE FROM P/N 13221E9359 (97403)	1
15	XBOZZ	25567	38675-010	.SEAL, TRIM	2
16	XBOZZ	70847	C354	.BUCKLE, BANDING	6
17	XBOZZ	70847	C304	.STRAPPING CUT TO 18FT	18
18	XBOZZ	25567	38881-480	.JACKET, FRB ELBOW	4
19	MFOZZ	25567	46823-001	.ABSORBER, PP ELB MAKE FROM P/N 13221E9359 (97403)	4
20	MFOZZ	25567	46823-002	.ABSORBER, PP ELB MAKE FROM P/N 13221E9359 (97403)	2
21	XBOZZ	25567	46823-501	.PANEL, ACOUSTIC	1
22	MFOZZ	25567	46823-015	.ABSORBER, L REAR QTR MAKE FROM P/N 13221E9359 (97403)	1
23	MFOZZ	25567	46823-008	.ABSORBER, BAT DR MAKE FROM P/N 13221E9359 (97403)	1
24	XBOZZ	25567	38675-008	.SEAL, TRIM	1
25	MFOZZ	25567	46823-007	.ABSORBER, LT MAIN DR MAKE FROM P/N 13221E9359 (97403)	1
26	XBOZZ	25567	38675-007	.SEAL, TRIM	1
27	MFOZZ	25567	46823-025	.ABSORBER, AIRCNLR DR MAKE FROM P/N 13221E9359 (97403)	1
28	XBOZZ	25567	38675-009	.SEAL, TRIM	1
29	XBOZZ	25567	46823-507	.PANEL, ACOUSTIC	1
30	XBOZZ	25567	46823-506	.PANEL, ACOUSTIC	1
31	XBOZZ	25567	46823-503	.PANEL, ACOUSTIC	1

SECTION II (1)	(2)	(3)	TM10-4320-344-24P-2 (4)	(5)	(6)
ITEM NO	SMR CODE	CAGEC	PART NUMBER	DESCRIPTION AND USABLE ON CODES (UOC)	QTY
32	XBOZZ	25567	46823-502	.PANEL,ACOUSTIC	1
33	XBOZZ	82654	75000315	.MOLDING,QUICKEDGE 1.75 FT REQUIRED	2
34	MFOZZ	25567	46823-006	.ABSORBER,AIRCLNR BA MAKE FROM P/N 13221E9359 (97403)	1
35	MFOZZ	25567	46823-011	.ABSORBER,INL DIVIDE MAKE FROM P/N 13221E9359 (97403)	1
36	XBOZZ	25567	46823-028	.ABSORBER ASSY,SOUND MAKE FROM P/N 13221E9359 (97403)	1
37	XBOZZ	25567	DD04	.NUT,LKG	2
38	PBOZZ	96906	MS27183-11	.WASHER,FLAT	2
39	PBOZZ	25567	B0402	.SCREW,CAP,HEXAGON H	2
40	MFOZZ	25567	46823-027	.ABSORBER ASSY,SOUND MAKE FROM P/N 13221E9359 (97403)	1
41	MFOZZ	25567	46823-004	.ABSORBER,FR PNL INL MAKE FROM P/N 13221E9359 (97403)	1
42	MFOZZ	25567	46823-003	.ABSORBER,FR FW PNL MAKE FROM P/N 13221E9359 (97403)	1
43	XBOZZ	25567	38665-027	.SCREEN,TOP	1
44	XBOZZ	25567	38665-031	.SCREEN,END COVER	1
45	XBOZZ	25567	BP 10-04	.SCREW,PAN HD TPG SCR SLOT PHN TYPE AB#10 NOM SIZE UNC-2A THD GR2	2
46	XBOZZ	25567	38664-153	.SCREEN,MOUNTING	2
47	XBOZZ	25567	21263-561	.SCREW,SLFTPG,PAN HD	10
48	XBOZZ	25567	46661-003	.SCREEN ASSY WELDED	1
49	XBOZZ	25567	38665-026	.SCREEN,BACK	1

END OF FIGURE





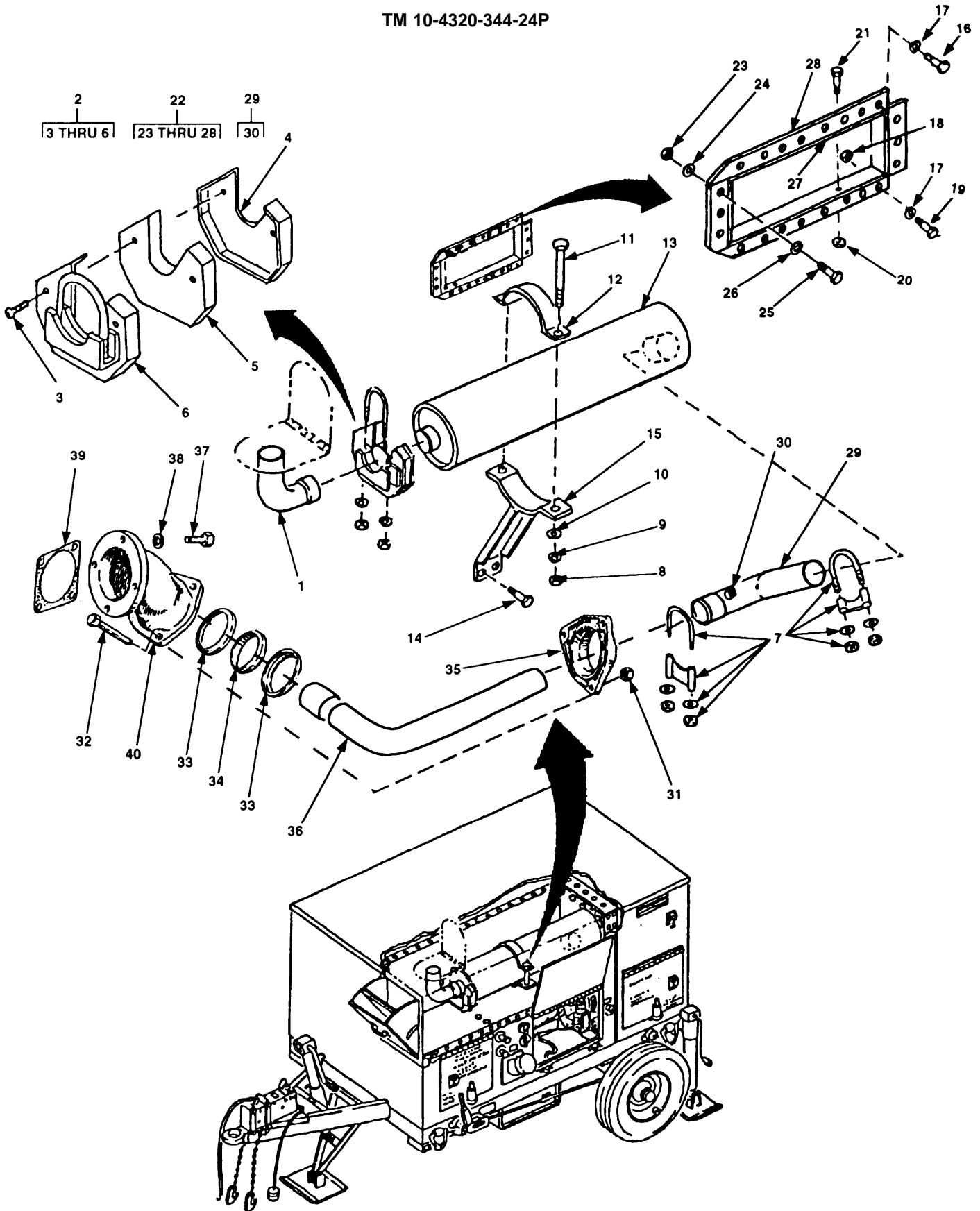


Figure 70. Exhaust System

SECTION II (1) ITEM NO	(2) SMR CODE	(3) CAGEC	TM10-4320-344-24P-2 (4) PART NUMBER	(5) DESCRIPTION AND USABLE ON CODES (UOC)	(6) QTY
GROUP 02 EXHAUST SYSTEM					
FIG. 70 EXHAUST SYSTEM					
1	XBOZZ	25567	31912-030	ELBOW,EXH 4IN 90DEG	1
2	XBOOO	25567	46282-001	BAFFLE ASSY,EXH	1
3	XBOZZ	25567	BP 10-04	.SCREW,PAN HD	3
4	XBOZZ	25567	33659-011	.PANEL,ACOUSTIC	1
5	XBOZZ	25567	38665-030	.BAFFLE,SCREEN	1
6	XBOZZ	25567	46282-002	.BAFFLE SUBASSY	1
7	PBOZZ	79260	35794	CLAMP,LOOP	2
8	PAOZZ	96906	MS51967-14	NUT,PLAIN,HEXAGON	2
9	PAOZZ	96906	MS35338-48	WASHER,LOCK	2
10	PAOZZ	96906	MS27183-19	WASHER,FLAT	2
11	PAOZZ	25567	B0832	BOLT,MACH,HEX HD	2
12	XBOZZ	25567	34611-015	SADDLE,SIL SPRT	1
13	PBOZZ	4K184	21295-N	MUFFLER,EXH	1
14	PAOZZ	25567	22645-180	SCREW,CAP,HEX HD	2
15	XBOZZ	25567	41824-007	SUPPORT ASSY,SIL WLDMNT	1
16	PAOZZ	25567	22645-342	SCREW,TAP,HEX HD	14
17	PAOZZ	96906	MS35338-44	WASHER,LOCK	12
18	PAOZZ	96906	MS51967-2	NUT,PLAIN,HEXAGON	8
19	PAOZZ	96906	MS90725-3	SCREW,CAP,HEXAGON H	8
20	PAOZZ	82465	31WLF51618	NUT,PLAIN,EXTENDED	2
21	PAOZZ	96906	MS90728-32	BOLT,MACHINE	2
22	XBOZZ	25567	41437-010	FRAME ASSY,DUCT OUTLET	1
23	XBOZZ	96906	MS35649-202	.NUT,PLAIN,HEXAGON	22
24	PAOZZ	96906	MS27183-42	.WASHER,FLAT	22
25	PAOZZ	25567	X 10-01-1/2	.SCREW,MACH,RD HD	22
26	PAOZZ	25567	AK 10	.WASHER,LOCK	22
27	XBOZZ	25567	41437-001	.FRAME,OUTLET DUCT	1
28	XBOZZ	22567	38689-024	.GASKET,OUTLET DUCT	2
29	XBOZZ	25567	46241-507	ELBOW ASSY,EXH PARTIAL WLDMNT, 90 DEG	1
30	XBOZZ	25567	P06	.PLUG,PIPE	1
31	PAOZZ	62445	113 6454	NUT,LOCKING	3
32	PAOZZ	62445	110 0110	BOLT,HEX	3
33	PAOZZ	62445	336 1218	GASKET	2
34	PAOZZ	62445	242 0249	GASKET	1
35	XBOZZ	62445	336-0673	EXHAUST,FLANGE	1
36	XBOZZ	25567	31911-003	ELBOW,EXH 3IN 45DEG	1
37	PAOZZ	62445	347 0246	SCREW,CAP,HEXAGON H	4
38	PAOZZ	62445	111-7869	WASHER,LOCK	4
39	PAOZZ	62445	223 1127	GASKET	1
40	XBOZZ	62445	223 1138	CONNECTOR,EXHAUST P	1

END OF FIGURE

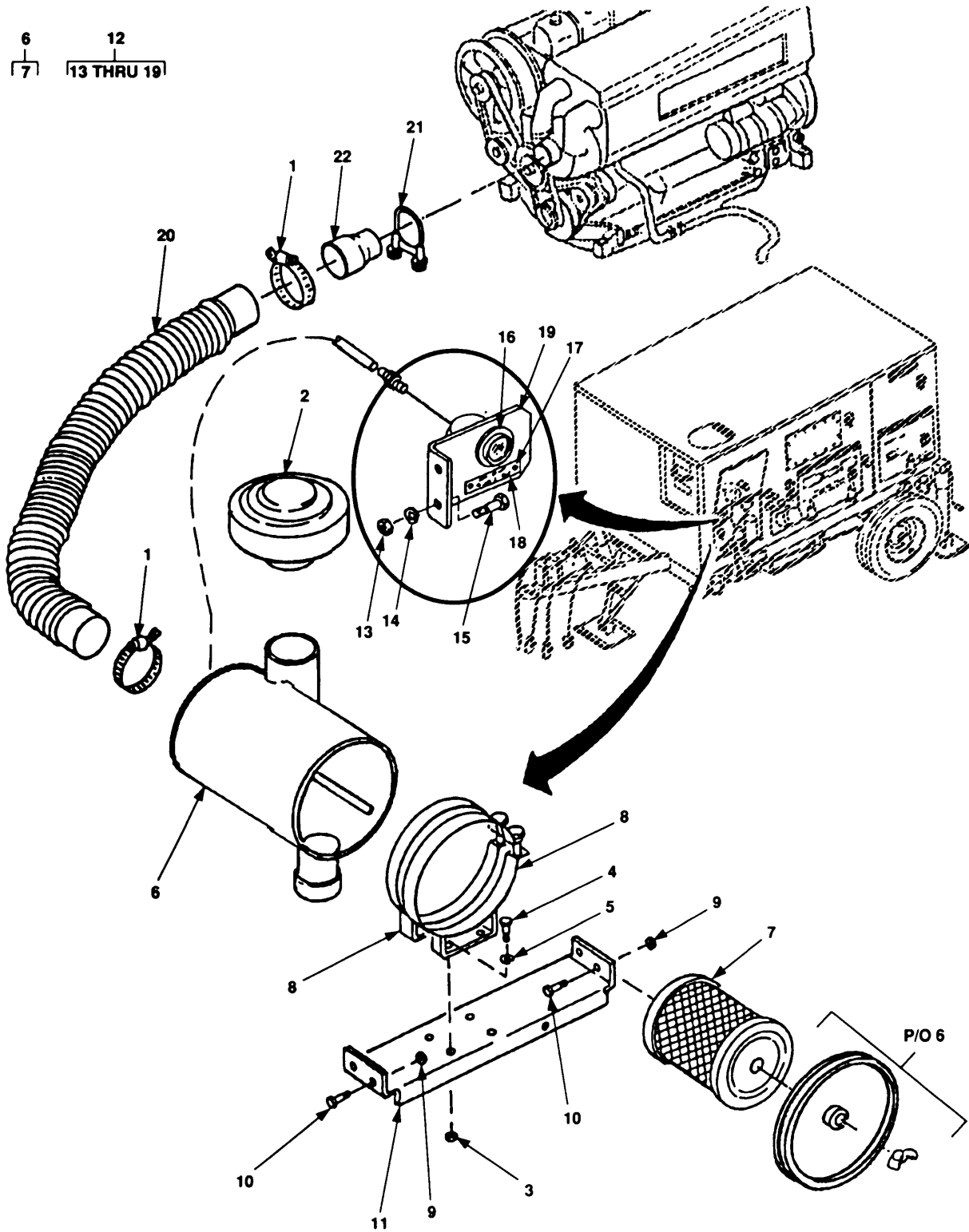


Figure 71. Air Intake System

SECTION II (1)	ITEM (2)	(3)	TM10-4320-344-24P-2 (4)	(5)	(6)
NO	SMR CODE	CAGEC	PART NUMBER	DESCRIPTION AND USABLE ON CODES (UOC)	QTY
GROUP 03 AIR INTAKE SYSTEM					
FIG. 71 AIR INTAKE SYSTEM					
1	PAOZZ	66295	72KS3	CLAMP,HOSE	2
2	XBOZZ	00736	RC09450D	CAP,RAIN	1
3	PAOZZ	96906	MS51967-8	NUT,PLAIN,HEXAGON	4
4	PAOZZ	96906	MS18154-58	SCREW,CAP,HEXAGON H	4
5	PAOZZ	96906	MS35338-46	WASHER,LOCK	4
6	XBOZZ	00736	CD1017612R	CLEANER,AIR	1
7	PAOZZ	75800	CD1017610-826	.FILTER ELEMENT	1
8	XBOZZ	00736	150145-029N	BRACKET,MTG	2
9	PAOZZ	82465	31WLF51618	NUT,PLAIN,EXTENDED	4
10	PAOZZ	96906	MS90725-31	BOLT,MACHINE	4
11	XBOZZ	25567	34851-165	BRACKET,MTG AIR CLEANER	1
12	XBOOO	25567	48312-860	MOUNTING ASSY,GAUGE	1
13	PAOZZ	96906	MS51967-2	.NUT,PLAIN,HEXAGON	2
14	PAOZZ	96906	MS35338-44	.WASHER,LOCK	2
15	PAOZZ	96906	MS90725-6	.SCREW,CAP,HEXAGON H	2
16	PAOZZ	00736	AHRG-3781G	.GAUGE,DASH MOUNT CONTAINS DASH MOUNT KIT	1
17	XBOZZ	61957	AD42BS	.RIVET,BLIND	2
18	XBOZZ	25567	38811-136	.PLATE,NAME	1
19	XBOZZ	25567	34133-020	.BRACKET,GAUGE	1
20	XBOZZ	81518	CWC	HOSE,AIR DUCT 3.33FT LG	1
21	PBOZZ	79260	35794	CLAMP,LOOP	1
22	XBOZZ	25567	46281-003	ADAPTER,INTAKE WLDMNT	1

END OF FIGURE

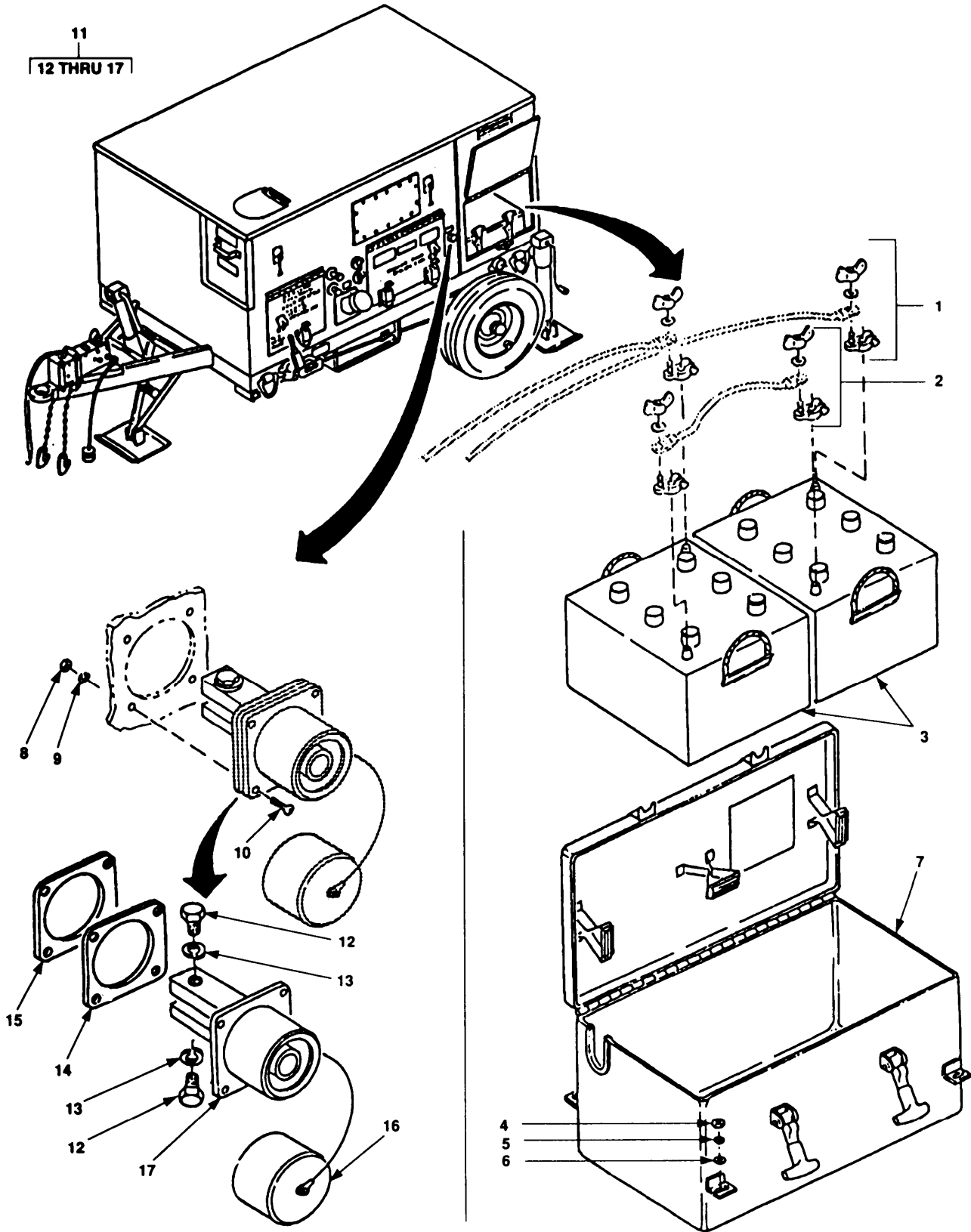


Figure 72. Battery Box Assembly and Electrical Connector Receptacle

SECTION II		TM10-4320-344-24P-2			
(1)	(2)	(3)	(4)	(5)	(6)
ITEM NO	SMR CODE	CAGEC	PART NUMBER	DESCRIPTION AND USABLE ON CODES (UOC)	QTY
GROUP 04 ELECTRICAL SYSTEM					
FIG. 72 BATTERY BOX ASSEMBLY AND ELECTRICAL CONNECTOR RECEPTACLE					
1	PBOZZ	04618	29104	ADAPTER,BATTERY TER NEG	2
2	PBOZZ	04618	29257	ADAPTER,BATTERY TER POS	2
3	PAOZA	96906	MS35000-3	BATTERY,STORAGE	2
4	PBOZZ	96906	MS51967-8	NUT,PLAIN,HEXAGON	4
6	PBOZZ	96906	MS27183-15	WASHER,FLAT	4
7	XBOZZ	25567	42431-034	BOX ASSY,BTRY	1
8	XBOZZ	96906	MS35649-202	NUT,PLAIN,HEXAGON	4
9	XBOZZ	96906	MS35338-43	WASHER,LOCK	4
10	XBOZZ	25567	X 10-04	SCREW,MACH	4
11	PAOOZ	19207	11674728	CONNECTOR,RECEPTACL	1
12	XBOZZ	96906	MS90727-57	.SCREW,CAP,HEXAGON H	2
13	XBOZZ	96906	MS35338-46	.WASHER,LOCK	2
14	XBOZZ	19207	11674730	.INSULATOR,PLATE	1
15	XBOZZ	19207	11674729	.GASKET	1
16	XBOZZ	19207	11675004	.CAP,PROTECTIVE,DUST INCLUDES ATTACHING CHAIN	1
17	XBOZZ	19207	11682345	.CONNECTOR,RECEPTACL	1
END OF FIGURE					

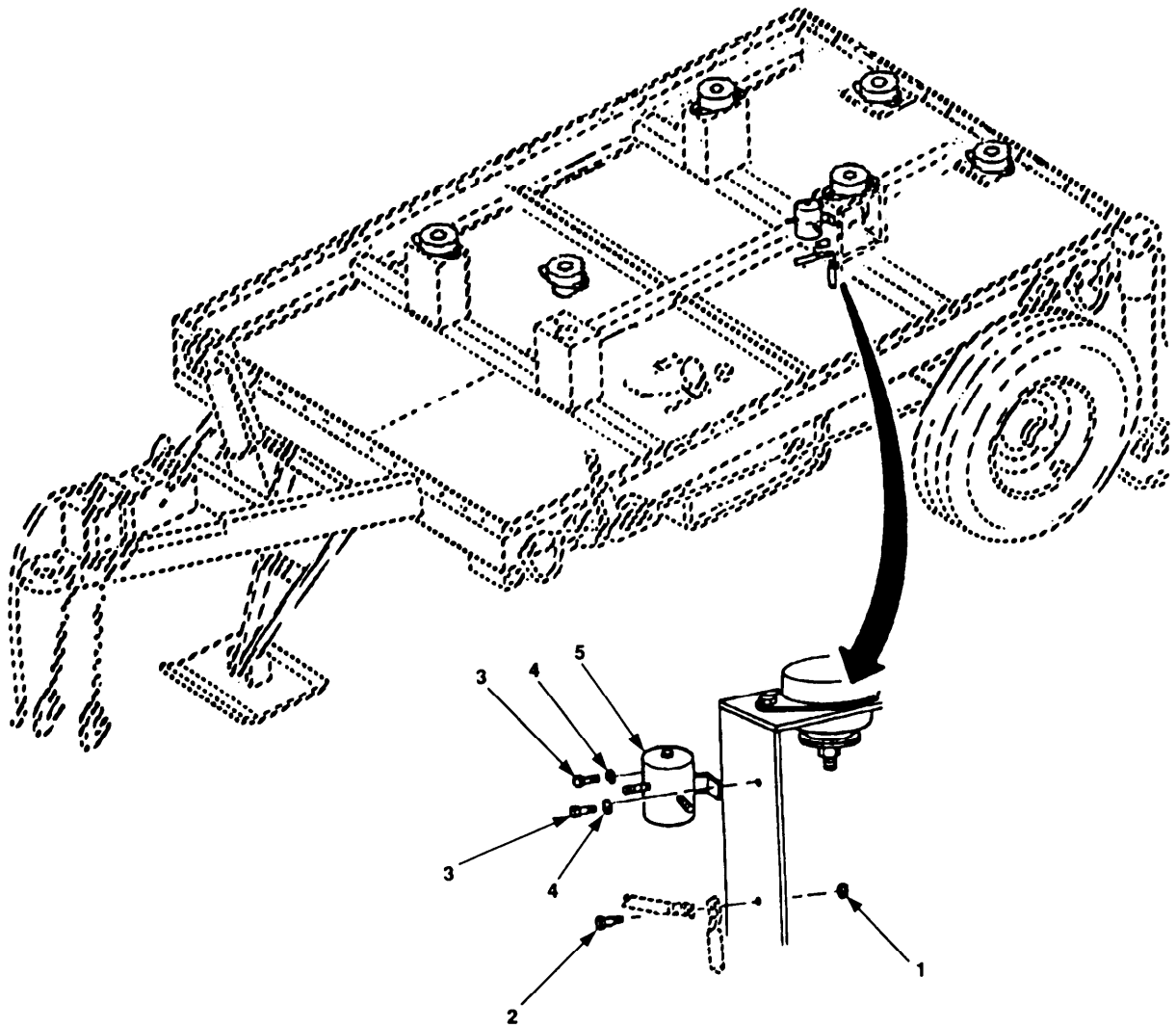


Figure 73. Start Pilot Relay Switch



SECTION II		TM10-4320-344-24P-2			
(1)	(2)	(3)	(4)	(5)	(6)
ITEM NO	SMR CODE	CAGEC	PART NUMBER	DESCRIPTION AND USABLE ON CODES (UOC)	QTY
GROUP 04 ELECTRICAL SYSTEM					
FIG. 73 START PILOT RELAY SWITCH					
1	PAOZZ	82465	31WLF51618	NUT, PLAIN, EXTENDED	1
2	PAOZZ	96906	MS90725-35	BOLT, MACHINE	1
3	PAOZZ	25567	21281-472	SCREW, TAP, HEX HD	2
4	PAOZZ	96906	MS27183-11	WASHER, FLAT	2
5	PAOZZ	80089	70-903	RELAY, ELECTROMAGNET	1
END OF FIGURE					



5 16  
6 THRU 69 17

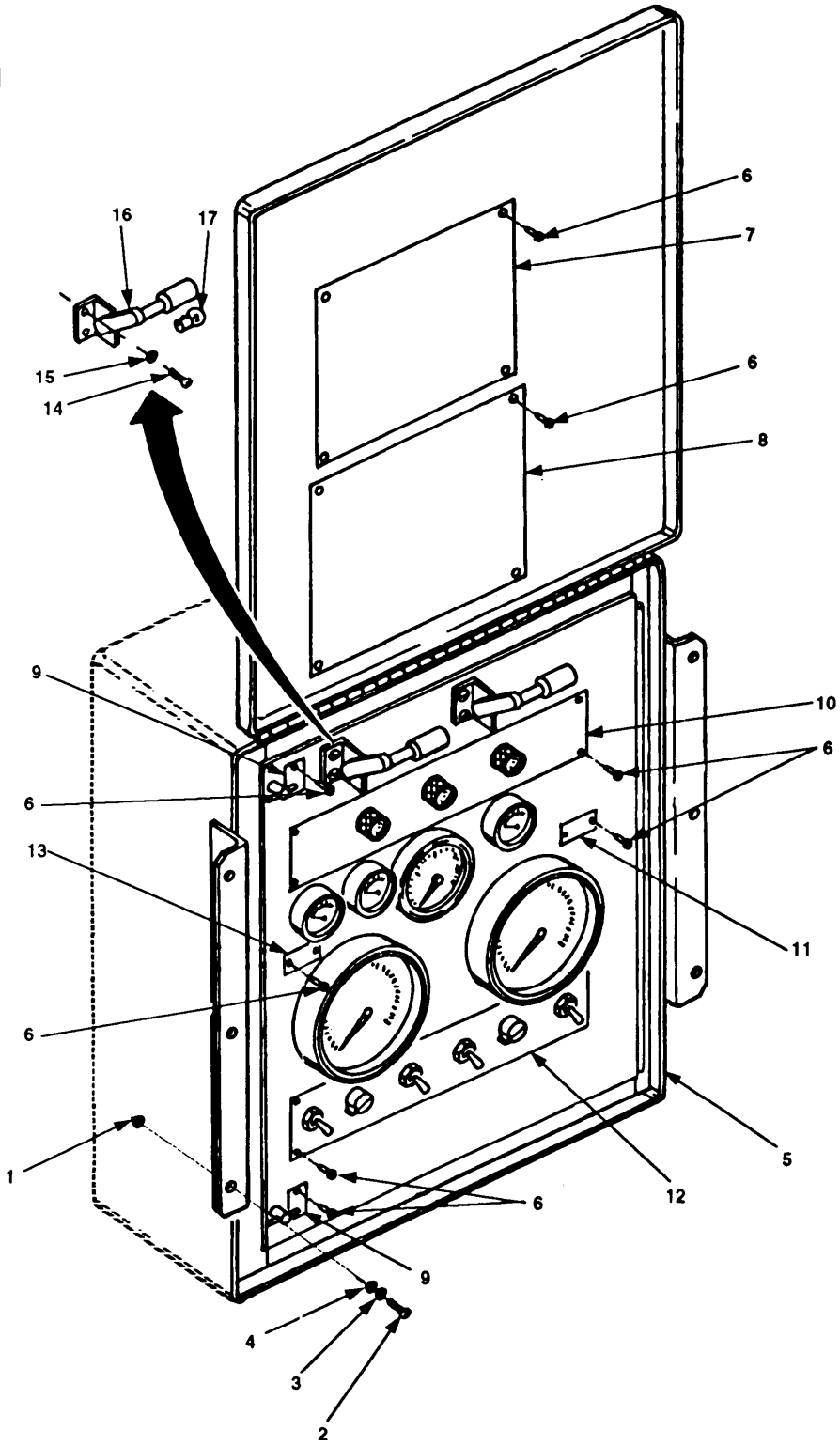


Figure 74. Control Panel Assembly(Sheet 1 of 6)

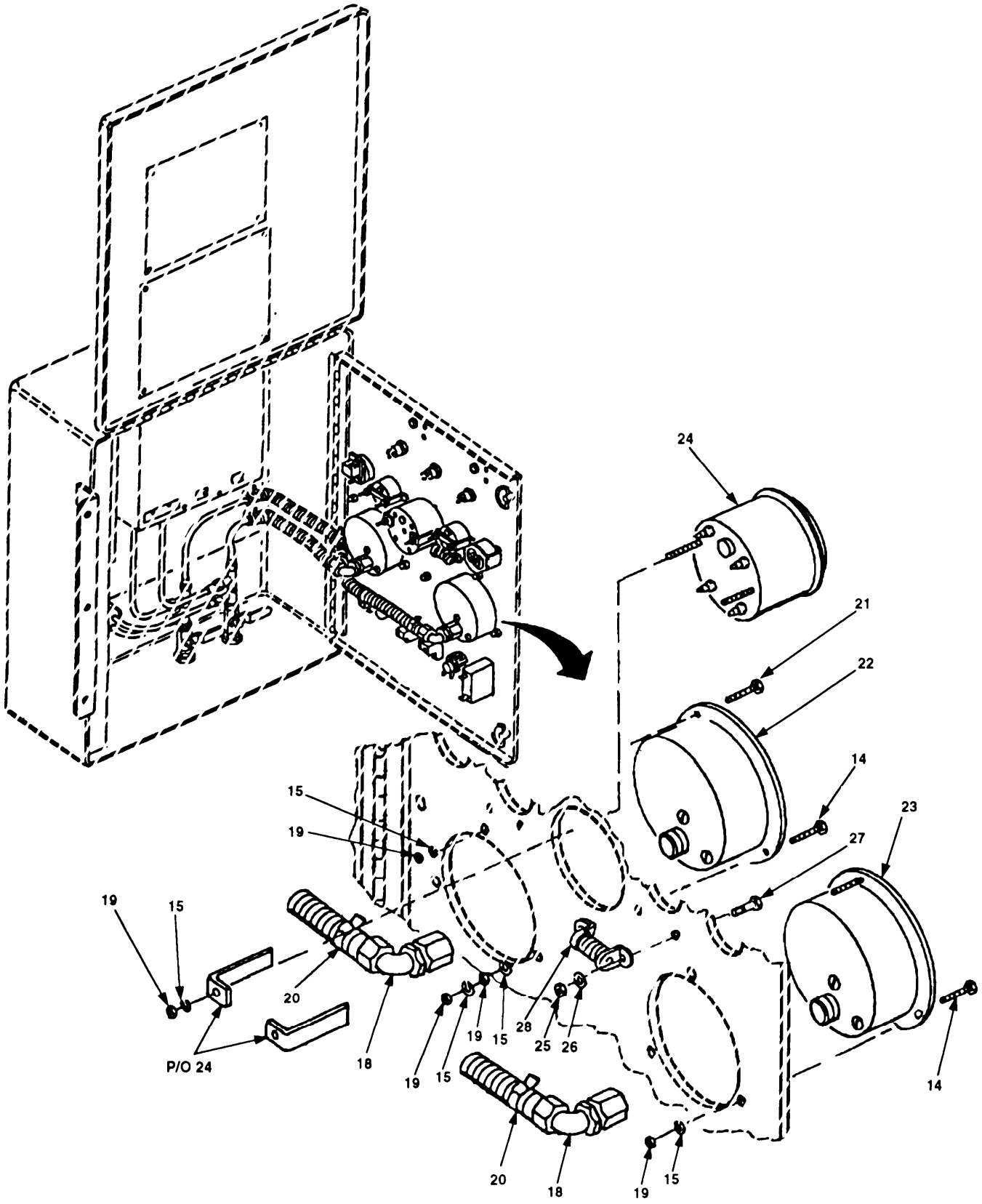


Figure 74. Control Panel Assembly (Sheet 2 of 6)

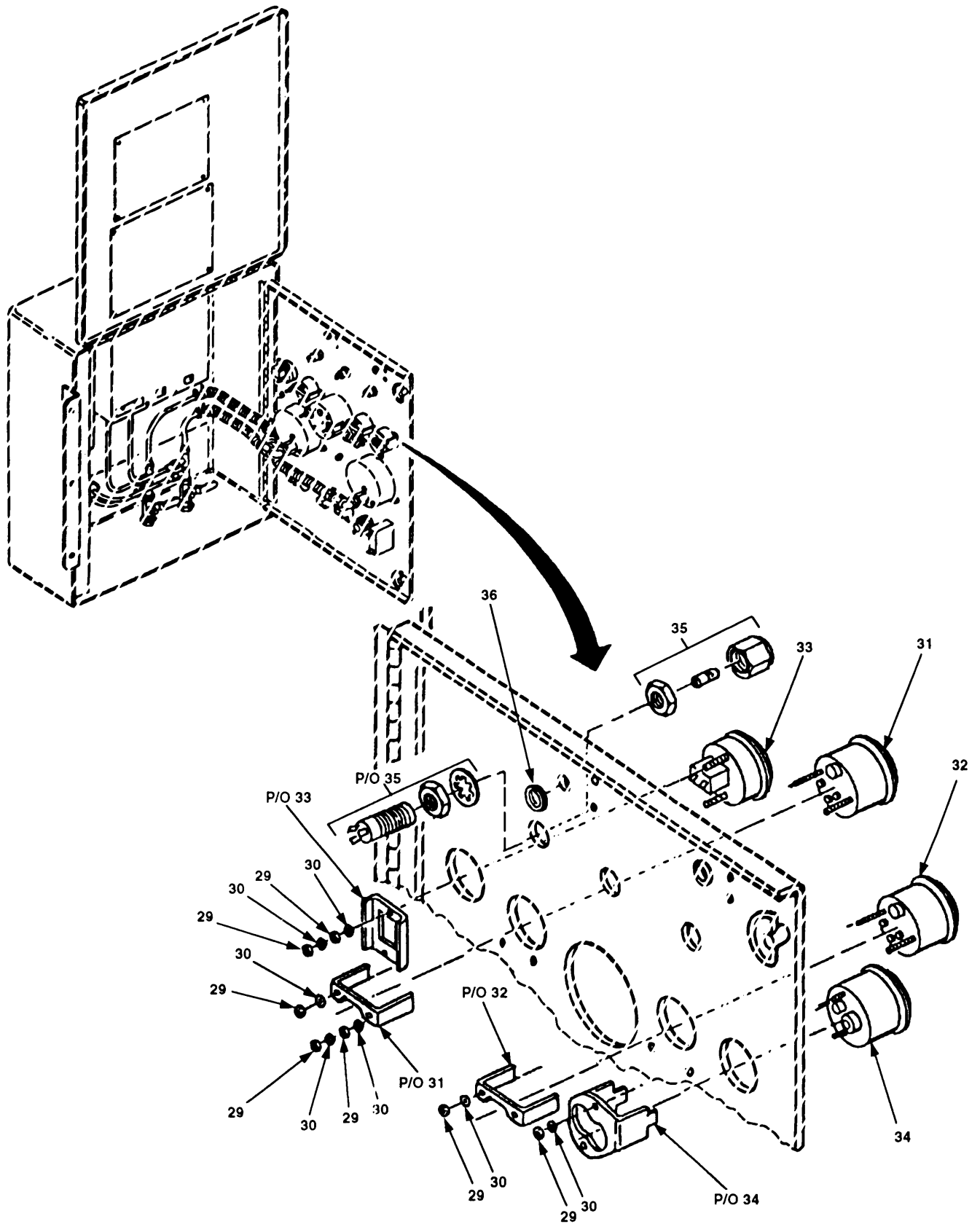


Figure 74. Control Panel Assembly (Sheet 3 of 6)

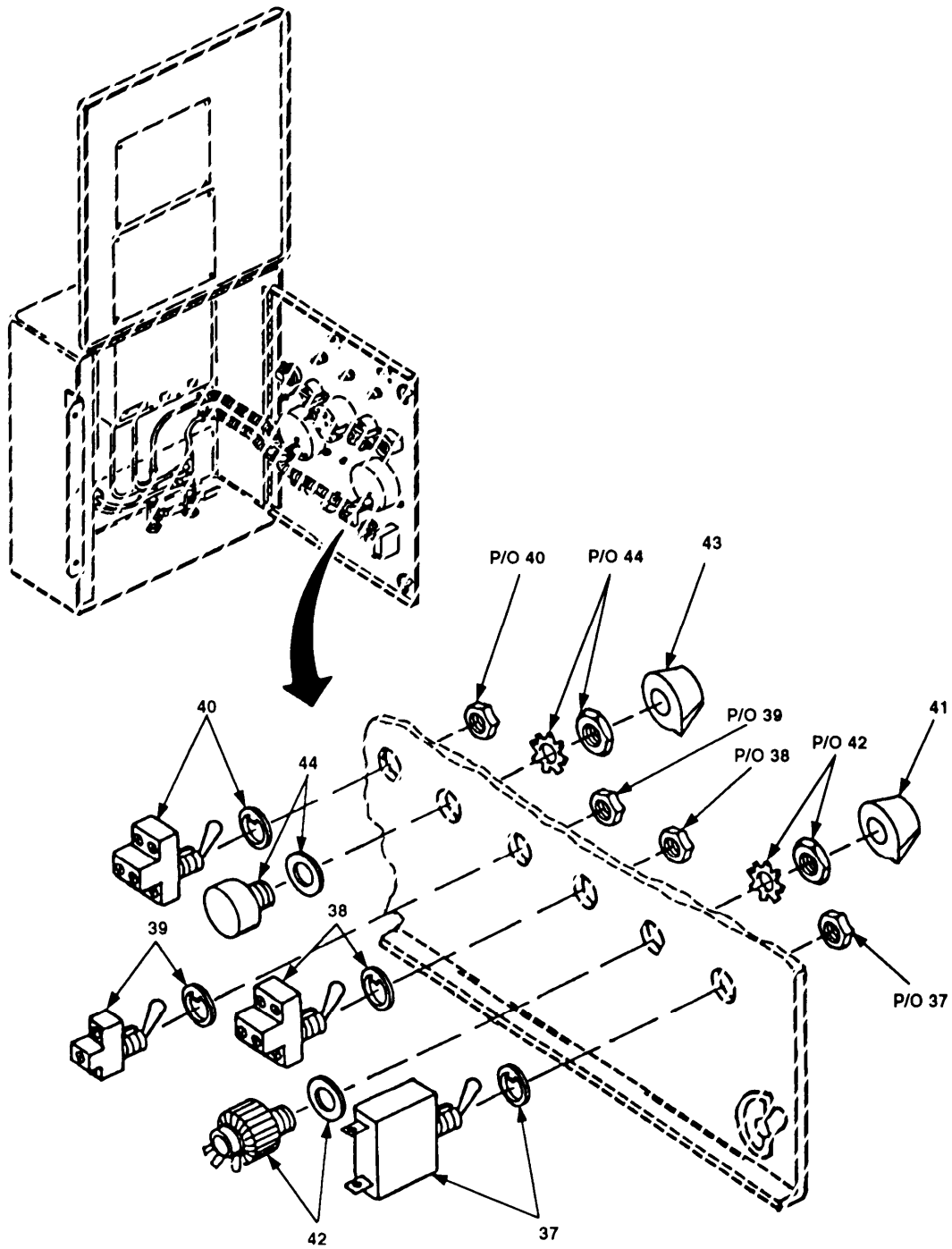


Figure 74. Control Panel Assembly (Sheet 4 of 6)

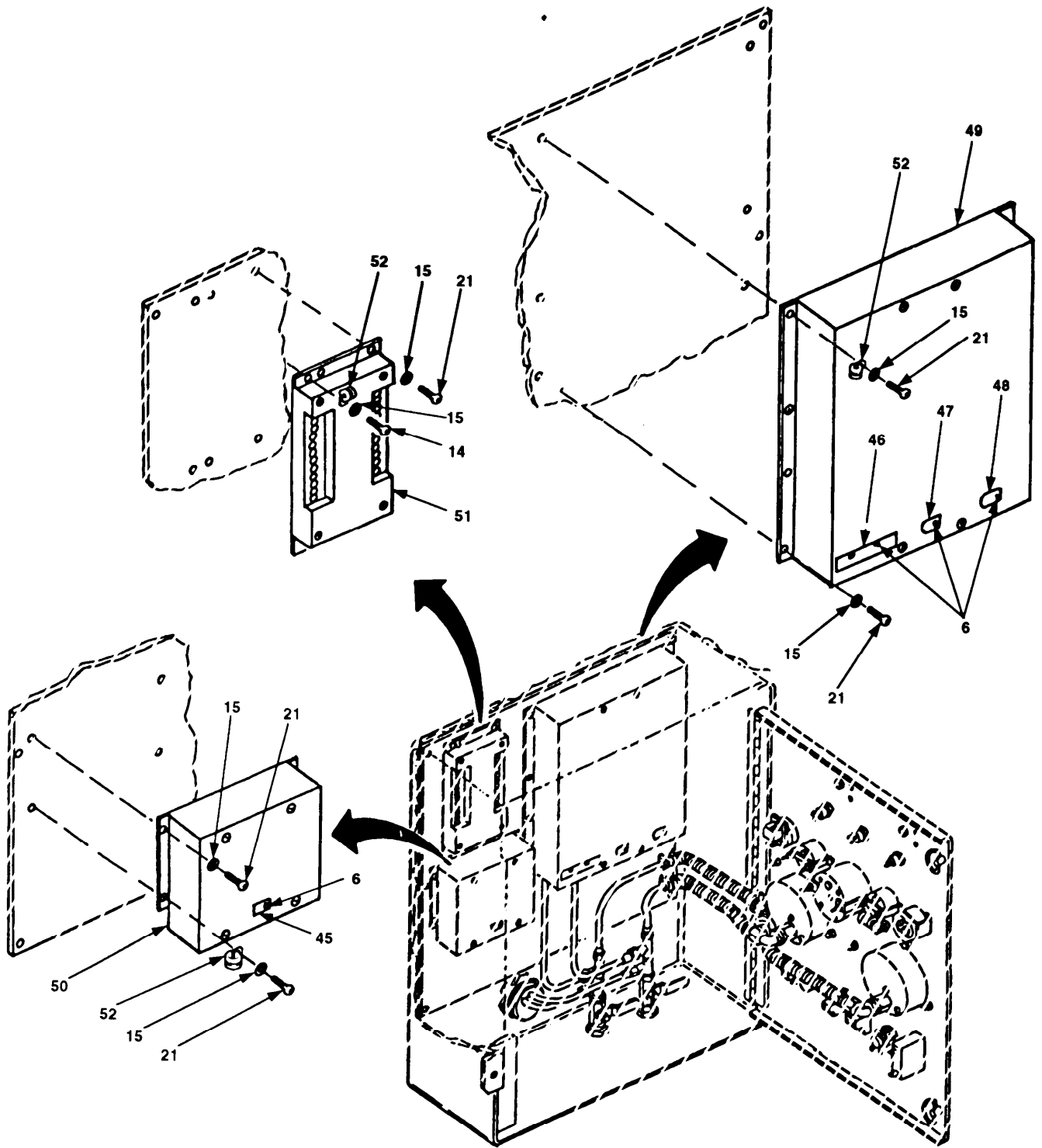


Figure 74. Control Panel Assembly (Sheet 5 of 6)

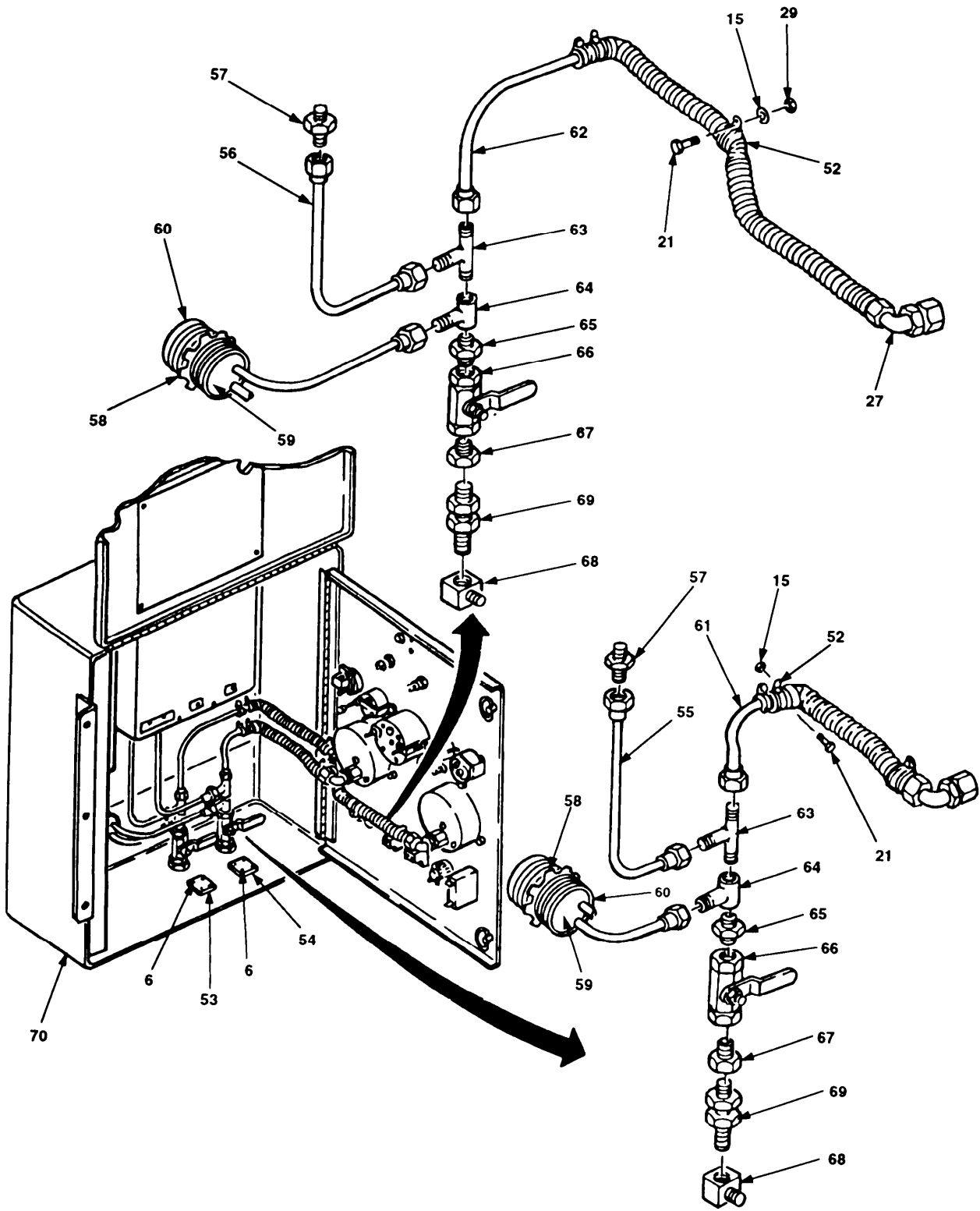


Figure 74. Control Panel Assembly (Sheet 6 of 6)



SECTION II (1) ITEM NO	(2) SMR CODE	(3) CAGEC	TM10-4320-344-24P-2 (4) PART NUMBER	(5) DESCRIPTION AND USABLE ON CODES (UOC)	(6) QTY
GROUP 05 CONTROL PANEL					
FIG. 74 CONTROL PANEL ASSEMBLY					
1	PAOZZ	96906	MS51967-2	NUT,PLAIN,HEXAGON 1/4-20	6
2	PAOZZ	96906	MS90728-6	SCREW,CAP,HEXAGON H 1/4-20 X 3/4 IN.LG	6
3	PAOZZ	96906	MS35338-44	WASHER,LOCK 1/4 IN	6
4	PAOZZ	96906	MS27183-10	WASHER,FLAT 1/4 IN	6
5	XBOFF	25567	47651-072	PANEL ASSY,CONT	1
6	XBOZZ	61957	AD42BS	.RIVET,BLIND	43
7	XBOZZ	25567	38813-023	.PLATE,NAME	1
8	XBOZZ	25567	38815-021	.PLATE,INSTR	1
9	XBOZZ	25567	38811-099	.PLATE,DR LCH	2
10	XBOZZ	25567	38818-046	.PLATE,DSPL LEGEND	1
11	XBOZZ	25567	38811-138	.PLATE,DISC PRESS	1
12	XBOZZ	25567	38818-047	.PLATE,CONT LEGEND	1
13	XBOZZ	25567	38811-137	.PLATE,SUCT PRESS	1
14	PAOZZ	25567	X 10-02S	.SCREW,MACH,RD HD	26
15	PAOZZ	25567	AK 10	.WASHER,LOCK	30
16	PAOOO	22973	930-720-28	.LIGHT,PNL	2
17	PAOZZ	22973	900-009-00	.LAMP	2
18	PBOZZ	79470	50X4X4	.ELBOW,PIPE TO TUBE	2
19	PAOZZ	25567	D 10S	.NUT,HEX	10
20	PAOZZ	06383	SSC-2S-S10-C	.STRAP,TIEDOWN,ELECT	V
21	PAOZZ	25567	X 10-03S	.SCREW,MACH,RD,HD	2
22	PBOZZ	6A152	127-0896	.GAUGE,PRESS	1
23	PBOZZ	6A152	127-0896.1	.GAUGE,COMPOUND	1
24	XBOZZ	25567	26861-022	.TACHOMETER INCLUDES BRACKETS	1
25	PAOZZ	25567	D 06	.NUT,PLAIN,HEXAGON	4
26	PAOZZ	25567	AK 06	.WASHER,LOCK	4
27	PAOZZ	25567	X 06-02	.SCREW,MACH,RD HD SLOTTED,NO 6 NOM SZ,UN6-2A THD .5000 L.GR2	4
28	PAOZZ	12697	VPR10F-2000HMS	.RESISTOR,FIXED	2
29	PAOZZ	25567	D 08S	.NUT,HEX	10
30	PAOZZ	25567	AK 08	.WASHER,LOCK	16
31	PBOZZ	97945	2701-90051Y	.GAUGE,OIL PRESS INCLUDES BRACKET	1
32	PBOZZ	97945	2701-90031Y	.GAUGE,OIL TEMP INCLUDES BRACKET	1
33	PBOZZ	97945	2701-90021Y	.HOURMETER INCLUDES BRACKET	1
34	PBOZZ	96906	MS24532-2	.METER,SPECIAL SCALE INCLUDES BRACKET	1
35	PAOZZ	22973	923-313-28	.LIGHT,IND INCLUDES ATTACHING HARDWARE	3
36	PBOZZ	70485	763	.GROMMET,NONMETALLIC	2
37	PAOZZ	81349	MS55629A20RK	.CIRCUIT BREAKER INCLUDES ATTACHING HARDWARE	1
38	PAOZZ	96906	MS24659-23D	.SWITCH,TOGGLE INCLUDES ATTACHING HARDWARE	1
39	PAOZZ	96906	MS24523-22	.SWITCH,TOGGLE INCLUDES ATTACHING HARDWARE	1
40	PAOZZ	91929	2TL1-50	.SWITCH,TOGGLE INCLUDES ATTACHING HARDWARE	1

SECTION II (1)	SMR (2)	(3)	TM10-4320-344-24P-2 (4)	(5)	(6)
ITEM NO	CODE	CAGEC	PART NUMBER	DESCRIPTION AND USABLE ON CODES (UOC)	QTY
41	PAOZZ	96906	MS91528-1K2B	.KNOB	2
42	PAOZZ	44655	0149	.RESISTOR,VARIABLE,W INCLUDES ATTACHING HARDWARE	1
43	PAOZZ	96906	MS91528-2K2B	.KNOB	1
44	XBOZZ	19099	RV4NAYS0503A	.AUTO THROTTLE CONTR	1
45	XBOZZ	25567	38811-124	.PLATE,JK MKR	1
46	XBOZZ	25567	38811-139	.PLATE,PRESS COUNT	1
47	XBOZZ	25567	38811-125	.PLATE,JK MKR	1
48	XBOZZ	25567	38811-126	.PLATE,JK MKR	1
49	PBOLL	05624	DYN2-40027-000-0 -24	.BOX,PRESS COUNT	1
50	PBOLL	05624	DYN1-10807-000-0 -24	.BOX,GOV CONT	1
51	PBOLL	78388	EPS-1-4	.PROTECT SYSTEM,ENGI31	
52	PAOZZ	83930	AA-5/16-1	.CLAMP,CABLE	4
53	XBOZZ	25567	38811-119	.PLATE,SUCT DR	1
54	XBOZZ	25567	38811-120	.PLATE,DISCH DR	1
55	PAOZZ	3B163	TS-4,CPLD W/B130 4 E/E X11-1/2	.HOSE ASSY,TEFLON 1/4 IN. SIZE W/ SWIVELS ON BOTH ENDS 11-1/2IN. LONG.	1
56	PBOZZ	3B163	TS-4,CPLD W/B130 4 E/EX12-1/2	.HOSE ASSY,TEFLON 1/4 IN SIZE W/ SWIVELS ON BOTH ENDS 12-1/2 IN LONG.	1
57	PBOZZ	96906	MS35869-22	.ADAPTER,STRAIGHT,PI	2
58	XBOZZ	22421	146	.LOCKNUT,ELEC CNDCT	2
59	XBOZZ	24381	PB-600	.BUSHING,ELECTRICAL	2
60	XBOZZ	25567	27141-254	.NIPPLE,CND	2
61	PBOZZ	3B163	TS-4,COUPLEDW/B1 304 E/EX32IN	.HOSE ASSY,TEFLON 1/4 IN SIZE W/ SWIVELS ON BOTH ENDS	1
62	PBOZZ	3B163	TS-4,COUPLED W/B 1304 E/E X22IN	.HOSE ASSY,TEFLON 1/4 IN SIZE W/ SWIVELS ON BOTH ENDS	1
63	XBOZZ	80686	51-42	.TEE,MALE	2
64	XBOZZ	80686	53-42	.TEE,PIPE TO PIPE	2
65	XBOZZ	80686	110-42	.BUSHING,1/4X1/8	2
66	XBOZZ	S4692	51-014	.VALVE,BALL	2
67	XBOZZ	93061	216P-4	.NIPPLE,PIPE	2
68	XBOZZ	79470	3400X4	.ELBOW,PIPE	2
69	XBOZZ	98441	731604	.ADAPTER BUSHING	2
70	XBOFF	25567	42821-181	.ENCLOSURE ASSY,CONT	1

END OF FIGURE



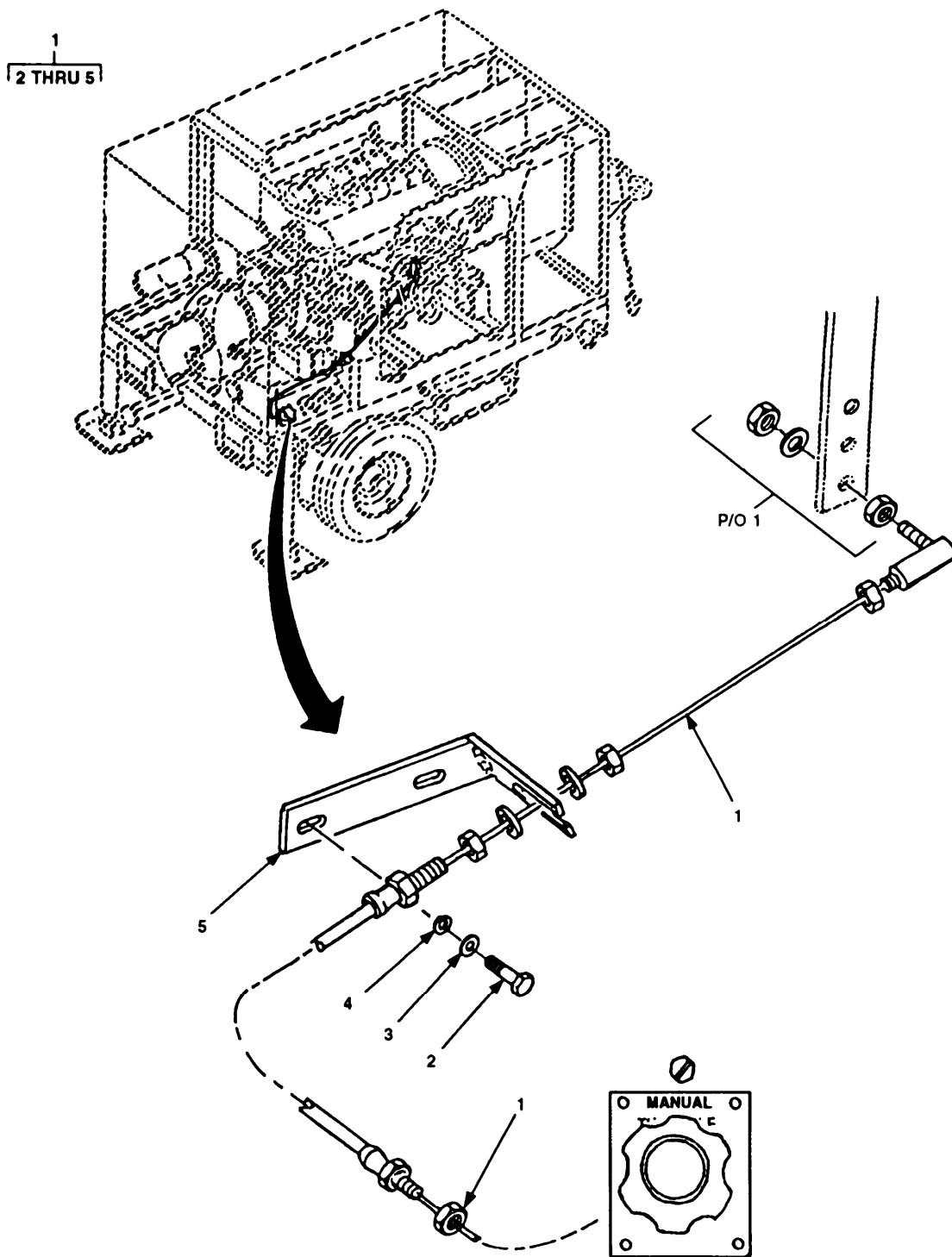


Figure 75. Manual Throttle Cable

SECTION II		TM10-4320-344-24P-2			
(1)	(2)	(3)	(4)	(5)	(6)
ITEM NO	SMR CODE	CAGEC	PART NUMBER	DESCRIPTION AND USABLE ON CODES (UOC)	QTY
GROUP 05 CONTROL PANEL					
FIG. 75 MANUAL THROTTLE CABLE					
1	PAOOO	25567	44232-030	CONTROL, VERNIER	1
2	PAOZZ	25567	22645-132	SCREW, CAP, HEX HD	2
3	PAOZZ	96906	MS27183-13	WASHER, FLAT	2
4	PAOZZ	96906	MS35338-45	WASHER, LOCK	2
5	XBOZZ	25567	41881-378	BRACKET ASSY	1
END OF FIGURE					

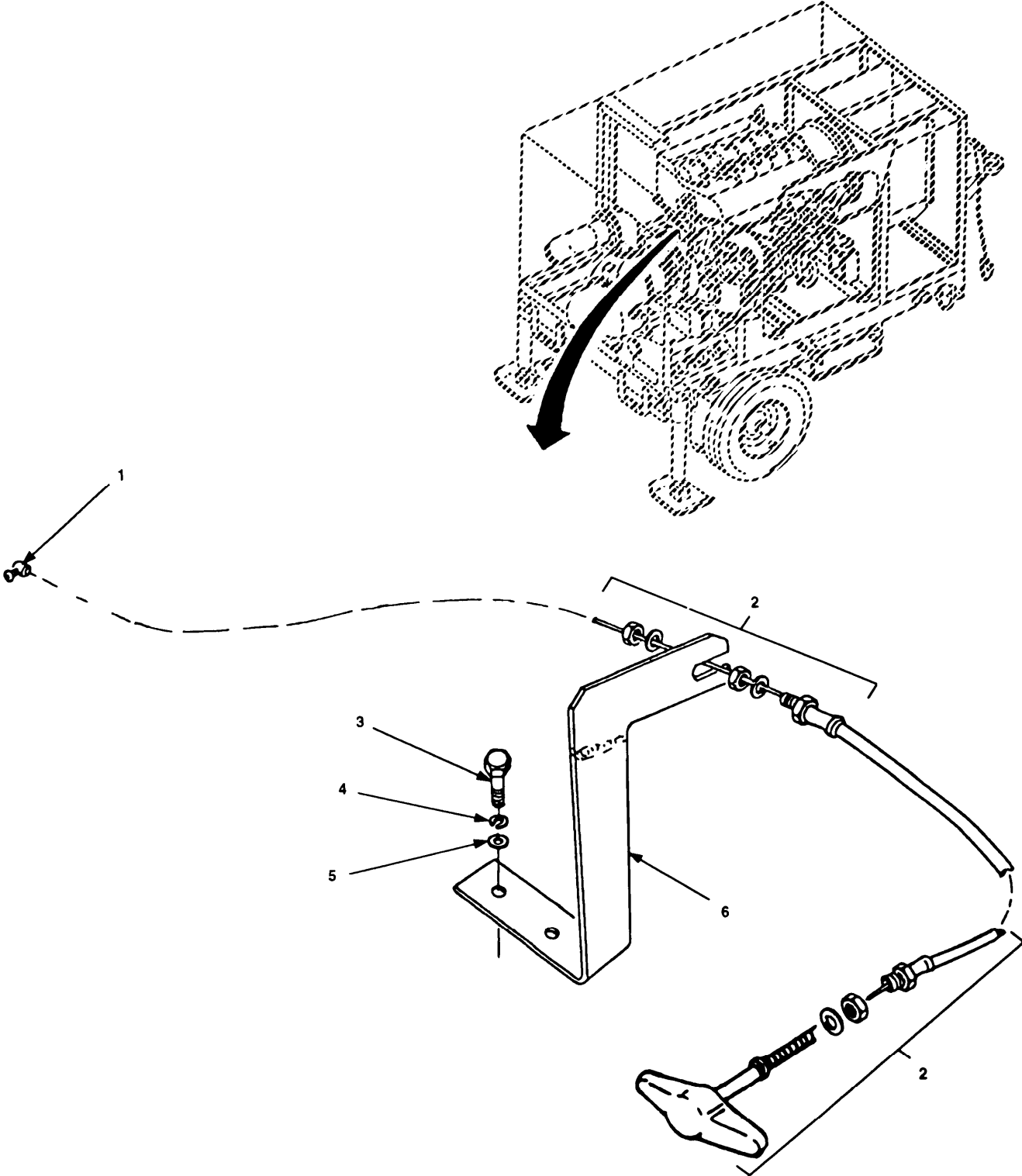


Figure 76. Auto Defect Cable

SECTION II (1)	SMR (2)	CAGEC (3)	PART (4)	DESCRIPTION AND USABLE ON CODES (UOC) (5)	QTY (6)
ITEM NO	CODE		NUMBER		
				GROUP 05 CONTROL PANEL	
				FIG. 76 AUTO DEFECT CABLE	
1	PAOZZ	25567	S621	STOP, UNIV	1
2	PAOZZ	25567	44232-028	CABLE, CONT	1
3	PAOZZ	25567	22645-135	SCREW, CAP, HEX HD	2
4	PAOZZ	96906	MS35338-45	WASHER, LOCK	2
5	PAOZZ	96906	MS27183-13	WASHER, FLAT	2
6	XBOZZ	25567	41881-379	BRACKET, CABLE WLDMNT	1
				END OF FIGURE	







DETAIL A



DETAIL B



DETAIL C



DETAIL D



DETAIL E



DETAIL F




DETAIL G



DETAIL H



DETAIL I




DETAIL J



DETAIL K



DETAIL L



DETAIL M



Figure 77. Control Panel Assembly Wiring Harness (Sheet 1 of 4)

**TM 10-4320-344-24P-2**

Wire	Detail Configuration	Wire Run				Wire Item No.	Wire Length
		From	Terminal Item No.	To	Terminal Item No.		
1	A	P10(1)	1	MAIN C/B (LOAD)	2	15	92 inches
2	B	P10 (12)	1	P6 (C)	SOLDER		283 inches
3		P6 (C)		P7 (c)			20 inches
4	A	P10 (15)	1	TACH (-)	3	15	94 inches
5	A	P10(14)	1	PANEL GROUND	4	15	60 inches
6	C	PANEL GROUND	4	SWING PANEL GROUND	4	15	42 inches
7 <sup>1</sup>	D	SWING PANEL GROUND	5	BG7 (3)	SOLDER	16	26 inches
8 <sup>1</sup>	E	BG7 (3)	SOLDER	BG6 (3)	SOLDER	16	11 inches
9 <sup>2</sup>	E	BG6 (3)	SOLDER	BG5 (3)	SOLDER	16	11 inches
10	F	SWING PANEL GROUND	4	HM (-)	6	15	14.5 inches
11	D	MAIN C/B (LOAD)	7	R3 (WIPER)	SOLDER	16	14 inches
12	C	MAIN C/B (LOAD)	2	*S1 (2)	3	15	27 inches
13	C	S1 (2)	3	S1 (5)	3	15	9 inches
14 <sup>1</sup>	D	S1 (5)	8	BG5 (1)	SOLDER	16	33 inches
15 <sup>1</sup>	E	BG5 (1)	SOLDER	BG6(1)	SOLDER	16	12 inches
16 <sup>2</sup>	E	BG6 (1)	SOLDER	BG7 (1)	SOLDER	16	12 inches
17	G	P10 (2)	9	R3 (CW)	SOLDER	16	94 inches
18	H	R3 (CW)	SOLDER	BG1 & BG2	10	16	32 inches
19 <sup>1</sup>		J1 (VM)	11	R2 (LINE)	SOLDER	15	18 inches
20 <sup>1</sup>	E	R2 (LINE)	SOLDER	R1 (LINE)	SOLDER	15	19 inches

**Figure 77. Control Panel Assembly Wiring Harness (Sheet 2 of 4)**

**TM 10-4320-344-24P-2**

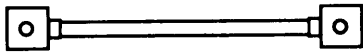
Wire	Detail Configuration	Wire Run				Wire Item No.	Wire Length
		From	Terminal Item No.	To	Terminal Item No.		
21	D	RI (LINE)	SOLDER	*S1 (1)	3	15	28.5 inches
22	I	S1 (1)	3	EPS (14)	12	15	64.5 inches
23	J	EPS (14)	12	EPS(11)	12	15	24 inches
24'	D	R1 (LOAD)	SOLDER	OP (1)	2	15	9.5 inches
25	K	OP (S)	2	P10 (10)	9	15	91 inches
26'	D	R2 (LOAD)	SOLDER	ET (t)	2	15	9.5 inches
27	K	ET (S)	2	P10(11)	9	15	94 inches
28	L	P10 (3)	9	EPS (13)	13	15	82 inches
29	L	P10 (6)	9	EPS (13)	13	15	82 inches
30	I	EPS (13)	12	S2 (2)	3	15	71.5 inches
31	c	S2 (2)	3	TACH (+)	3	15	33 inches
32	F	TACH (+)	3	HM(+)	6	15	26 inches
332	M	EPS (20)	14	BG5 (2)	SOLDER	16	72 inches
34	L	EPS (3)	12	P10(8)	9	15	99 inches
352	M	EPS (18)	14	BG6 (2)	SOLDER	16	72 inches
36	L	EPS (4)	12	P10 (9)	9	15	98 inches
372	M	EPS (19)	14	BG7 (2)	SOLDER	16	75 inches
38	J	EPS (10)	12	EPS (6)	12	15	10 inches
39		EPS (6)	12	P9 (B)			86 inches
40		EPS (6)	12	P6 (K)			46 inches

**Figure 77. Control Panel Assembly Wiring Harness (Sheet 3 of 4)**

Wire	Detail Configuration	Wire Run				Wire Item No.	Wire Length
		From	Terminal Item No.	To	Terminal item No.		
41	I	TACH (SIG)	3	EPS (5)	12	15	83.5 inches
42		EPS (5)	12	P9 (A)			86 inches
43		EPS (5)	12	P6 (J)			46 inches
44		S2 (1)	3	P6 (A)			74 inches
45		P6 (A)		P7 (A)			20 inches
46		S2 (4)	3	P7 (B)			48 inches
47	C	S1 (4)	3	S2 (5)	3	15	29 inches
48	K	P10 (4)	9	S2 (6)	3	15	86 inches
49		S2 (6)	3	P7 (E)			48 inches
50		P8 (A)		S3 (2)	3		38 inches
51	C	P8 (B)	3	S3 (3)	3	15	38 inches
52		P6		P9			48 inches
53		P8		R4			30 inches
54		P6		P7			20 inches

Figure 77. Control Panel Assembly Wiring Harness (Sheet 4 of 4)

SECTION II (1)	SMR (2)	CAGEC (3)	TM10-4320-344-24P-2 PART NUMBER (4)	DESCRIPTION AND USABLE ON CODES(UOC) (5)	QTY (6)
GROUP 05 CONTROL PANEL					
FIG. 77 CONTROL PANEL ASSEMBLY WIRING HARNESS					
	XCOOO	25567	48313-609 (CONT)	WIRE HARNESS	1
	XBOOO	25567	48313-609	.KIT, WIRING	1
1	XBOZZ	25567	27228-505	..CONNECTOR, PIN	15
2	XBOZZ	25567	27214-514	..TERMINAL	6
3	XBOZZ	25567	27214-513	..TERMINAL	18
4	XBOZZ	25567	27214-515	..TERMINAL	8
5	XBOZZ	25567	27214-505	..TERMINAL	1
6	XBOZZ	25567	S1790	..CONNECTOR	3
7	XBOZZ	25567	27214-504	..TERMINAL	1
8	XBOZZ	25567	27214-503	..TERMINAL	5
9	XBOZZ	25567	27228-515	..CONNECTOR, SOCKET	15
10	XBOZZ	25567	27284-202	..SPLICE, WIRE	5
11	XBOZZ	25567	S1950	..CONNECTOR, ASSY	1
12	XBOZZ	25567	27215-312	..TERMINAL	11
13	XBOZZ	25567	27215-321	..TERMINAL	1
14	XBOZZ	25567	27215-302	..TERMINAL	3
15	MOOZZ	25567	18142-421	..WIRE, CABLE, ELEC MAKE FROM P/N M5086/1-16-9 (81349) CUT TO LENGTH	V
16	MOOZZ	25567	18142-411	..WIRE, CABLE, ELEC MAKE FROM P/N M5086/1-18-9 (81349) CUT TO LENGTH	V
17	MOOZZ	25567	18763-245	..TUBING, HEAT-SHRINK MAKE FROM P/N ( ) CUT TO LENGH	V
18	MOOZZ	25567	18763-244	..TUBING, HEAT-SHRINK MAKE FROM P/N ( ) CUT TO LENGH	V
END OF FIGURE					




DETAIL A



DETAIL B



DETAIL C



DETAIL D



DETAIL E



DETAIL F




DETAIL G



DETAIL H



DETAIL I




DETAIL J



DETAIL K



DETAIL L



DETAIL M



DETAIL N

Figure 78. Main Wiring Harness (Sheet 1 of 3)

Wire	Detail Configuration	Wire Run				Wire Item No.	Wire Length
		From	Terminal Item No.	To	Terminal Item No.		
1	A	POS BATT (POS)	1	SLAVE (+)	1	22	30 inches
2	A	SLAVE (+)	2	CMR (+)	2	23	64 inches
3	B	CMR (+)	3	SR (BAT)	4	24	37.5 inches
4		C1		ALT OUTPUT			
5	B	POS BATT (POS)	3	ALT OUTPUT	5	24	81 inches
6	C	POS BATT (POS)	3	J10(1)	6	24	67 inches
7	A	NEG BATT (NEG)	7	SLAVE (-)	1	22	42 inches
8	A	SLAVE(-)	1	TRAILER FRAME	7	22	37 inches
9	A	TRAILER FRAME	8	CM MOUNTING BOLT	2	23	20.5 inches
10	D	NEG BATT (NEG)	9	J10 (12)	6	24	78 inches
11	D	NEG BATT (NEG)	9	J10 (15)	6	24	78 inches
12	D	NEG BATT (NEG)	9	J10 (14)	6	24	78 inches
13	E	P2 (1)		PR (GROUND)		25	1.5 inches
14		P3 (BLACK)		SPLICE	10		23 inches
15	F	SPLICE	10	SR MTG SCREW	11	24	54 inches
16	B	SR MTG SCREW	11	SR (COIL)	12	24	14.5 inches
17	A	POS BATT (NEG)	7	NEG BATT(+)	1	22	9 inches
18		CMR (LOAD)		CM			
19	G	SR (LOAD)	9	CMR (COIL)	13	24	33.5 inches
20	G	CMR (COIL)	14	D1 (CATHODE)	15	24	31.5 inches

Figure 78. Main Wiring Harness (Sheet 2 of 3)

Wire	Detail Configuration	Wire Run				Wire Item	Wire Length
		From	Terminal Item No.	To	Terminal Item No.		
21	H	J10 (12)	16	J11 (1)	6	26	60 inches
22	I	J11 (2)	6	J11 (1)	6	26	4 inches
23	I	J11 (2)	6	J11 (3)	6	26	4 inches
24		P11 (1)	16	BG3			
25		P11 (2)	16	BG4			
26		P11 (3)	16	BG8			
27	J	J10 (10)	16	OPX	12	24	51 inches
28	J	J10 (11)	16	ETX	12	24	49 inches
29	K	J10 (3)	16	P2 (2)	17	24	71 inches
30	L	J10 (6)	16	SPLICE	10	24	84 inches
31		SPLICE	10	ALT (YELLOW)	18		
32	M	J10 (8)	16	LOPS	19	24	43 inches
33	N	J10 (9)	16	ETS	20	27	70 inches
34		ETS	21	SPLICE	10	27	120 inches
35		SPLICE	10	P3 (BLU)			23 inches
36	J	J10 (4)	16	SR (COIL)	12	24	48 inches
37		J9		P4			20 inches
38		J9		P5			35 inches

Figure 78. Main wiring Harness (Sheet 3 of 3)



SECTION II (1) ITEM NO	(2) SMR CODE	(3) CAGEC	TM10-4320-344-24P-2 (4) PART NUMBER	(5) DESCRIPTION AND USABLE ON CODES (UOC)	(6) QTY
GROUP 06 MAIN WIRING HARNESS					
FIG. 78 MAIN WIRING HARNESS					
1	XBOZZ	25567	27213-028	..LUG, TERMINAL	5
2	XBOZZ	25567	27216-565	..LUG, TERMINAL	3
3	XBOZZ	25567	27214-528	..TERMINAL	2
4	XBOZZ	25567	27214-527	..TERMINAL	5
5	XBOZZ	25567	27214-526	..TERMINAL	1
6	XBOZZ	25567	27228-515	..CONNECTOR, SOCKET	7
7	XBOZZ	25567	27216-576	..LUG, TERMINAL	3
8	XBOZZ	25567	27216-564	..LUG, TERMINAL	1
9	XBOZZ	25567	27214-527	..TERMINAL	2
10	XBOZZ	25567	27284-202	..SPLICE, WIRE	6
11	XBOZZ	25567	27214-516	..TERMINAL	2
12	XBOZZ	25567	27214-515	..TERMINAL	4
13	XBOZZ	25567	27215-322	..TERMINAL	1
14	XBOZZ	25567	27215-313	..TERMINAL	1
15	XBOZZ	25567	27214-527	..TERMINAL	1
16	XBOZZ	25567	27228-505	..CONNECTOR, PIN	11
17	XBOZZ	19099	XXXXXXXX	..STRIP	V
18	XBOZZ	25567	29331-941	..PIGTAIL, VOLT REG	1
19	XBOZZ	25567	27236-043	..DISCONNECT, FEMALE	1
20	XBOZZ	25567	S1790	..CONNECTOR	1
21	XBOZZ	25567	27236-255	..DISCONNECT, TERM	1
22	PBOOO	25567	18124-005	..CABLE, BATTERY	V
23	PBOOO	25567	18124-007	..CABLE, BATTERY	V
24	MOOZZ	25567	18142-421	..WIRE, CABLE, ELEC CUT TO LENGTH	V
25	XBOZZ	25567	18111-008	..WIRE, BUS BAR	1
26	MOOOZ	25567	18142-411	..WIRE, CABLE, ELEC CUT TO LENGTH	V
27	MOOOZ	25567	18149-035	..WIRE, CABLE, ELEC MAKE FROM P/N ( ) TEFLON	16
28	MOOOZ	25567	18763-249	..TUBING, HEAT-SHRINK MAKE FROM P/N ( )	1
29	MOOZZ	25567	18763-248	..TUBING, HEAT-SHRINK MAKE FROM P/N ( )	1
30	PBOZZ	78553	C33144-6	..CLAMP, LOOP	5
31	PBOZZ	25567	27111-315	..CLAMP, LOOP	1
32	MOOZZ	25567	18142-441	..WIRE, CABLE, ELEC MAKE FROM P/N ( )	V
33	MOOZZ	25567	18763-247	..TUBING, HEAT-SHRINK MAKE FROM P/N M5086/1-12-9 (81349) CUT TO LENGTH	V
34	XBOZZ	25567	27245-123	..CAP, CONNECTOR	1
35	XBOZZ	04713	MR752	..SEMICONDUCTOR DEVIC	2
36	PBOZZ	22973	5856-BG-28	..LIGHT, INSTRUMENT	3
37	PAOZZ	25567	18763-026	..TIEDOWN, ELEC	31
38	PAOZZ	25567	18763-028	..TIEDOWN, ELEC	6
39	PAOZZ	06383	SST1-5M	..STRAP, TIEDOWN, ELEC	V
40	XBOZZ	25567	27245-103	..PLUG, CONNECTOR	1
41	XBOZZ	25567	27245-115	..PLUG, CONNECTOR	1
42	XBOZZ	25567	27245-135	..CAP, CONNECTOR	1
43	XBOZZ	25567	27475-017	..CABLE ASSY	1

SECTION II		TM10-4320-344-24P-2			
(1)	(2)	(3)	(4)	(5)	(6)
ITEM	SMR		PART		
NO	CODE	CAGEC	NUMBER	DESCRIPTION AND USABLE ON CODES (UOC)	QTY
44	XBOZZ	25567	27475-018	..CABLE ASSY	1
45	XBOZZ	25567	27475-019	..CABLE ASSY	1
46	XBOZZ	25567	38811-129	..MARKER, PLUG	1
47	XBOZZ	25567	38811-130	..MARKER, PLUG	1
48	XBOZZ	25567	38811-131	..MARKER, PLUG	1
49	XBOZZ	25567	38811-132	..MARKER, PLUG	1
50	XBOZZ	25567	38811-133	..MARKER, PLUG	1
51	XBOZZ	25567	38811-134	..MARKER, PLUG	1
52	PBOZZ	25567	X 10-02S	..SCREW, MACH, RD HD	9
53	PAOZZ	25567	AK 10	..WASHER, LOCK	8
54	PAOZZ	25567	D 10S	..NUT, HEX	3
55	XBOZZ	25567	38811-135	..MARKER, PLUG	1
56	PBOZZ	96906	MS27183-42	..WASHER, FLAT	3

END OF FIGURE



2  
3 THRU 6

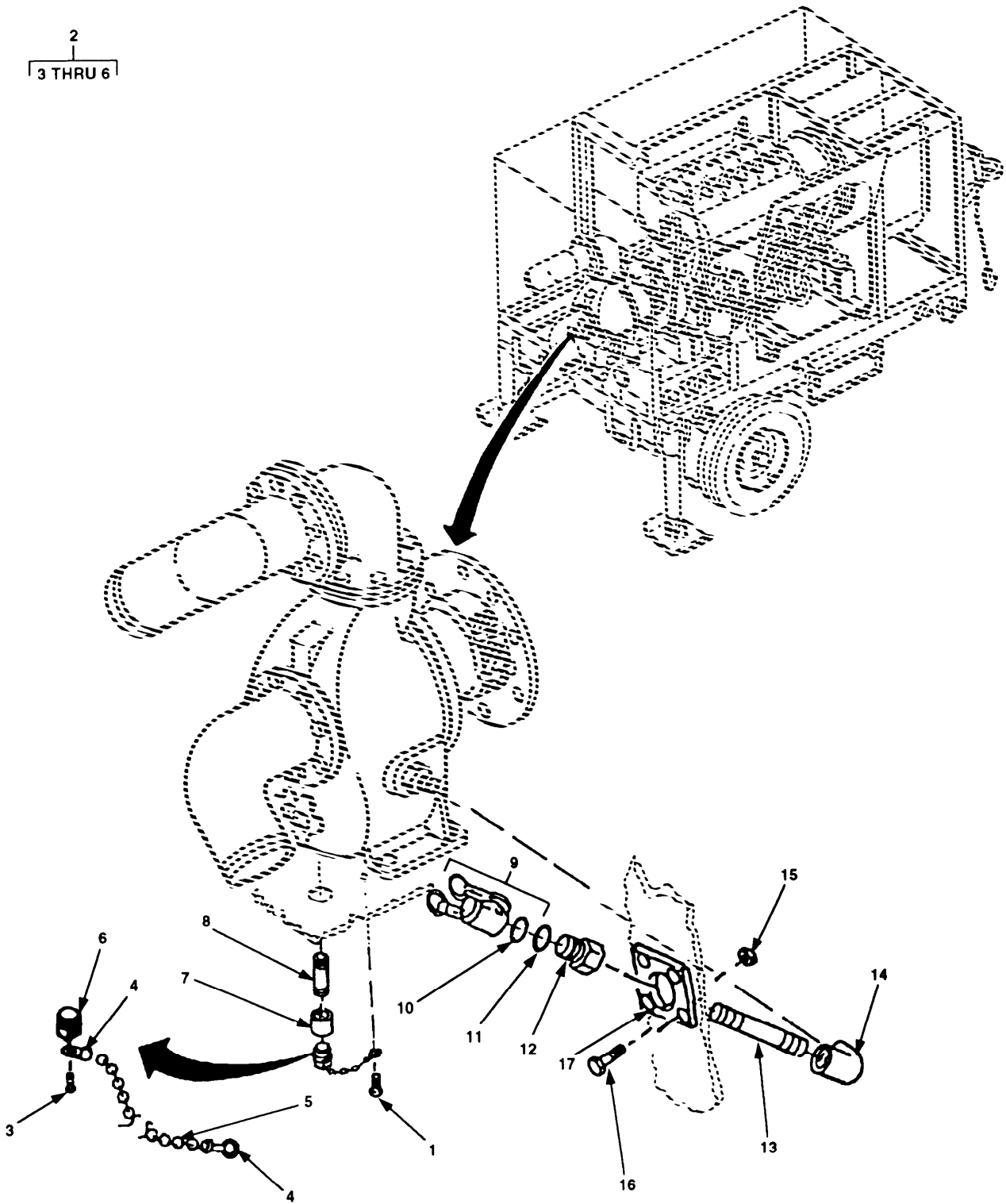


Figure 79. Pump Accessories

SECTION II (1)	SMR (2)	CAGEC (3)	TM10-4320-344-24P-2 PART NUMBER (4)	DESCRIPTION AND USABLE ON CODES (UOC) (5)	QTY (6)
GROUP 07 PUMPING ASSEMBLY					
FIG. 79 PUMP ACCESSORIES					
1	PAOZZ	25567	21285-244	SCREW,TAP,PAN HD	1
2	XBOOO	25567	46381-005	PLUG ASSY,PIPE	1
3	PAOZZ	25567	X 10-02	.SCREW,MACHINE	1
4	PAOZZ	39428	3606T31	.COUPLING,BEAD CHAIN	2
5	MOOZZ	39428	3606T17	.CHAIN,RD NP BRS CUT TO 9 IN	1
6	XBOZZ	25567	31851-010	.PLUG,PIPE	1
7	XBOZZ	25567	AE20	COUPLING,PIPE	1
8	XBOZZ	25567	T2024	NIPPLE,PIPE	1
9	PAOOZ	96906	MS27028-9	CAP,QUICK DISCONNEN	1
10	PAOOZ	96906	MS27030-5	.GASKET	1
11	PAOOZ	25567	38687-050	GASKET,NEO FILL PIPE	1
12	PAOOZ	96906	MS27020-9	COUPLING HALF,QUICK	1
13	XBOZZ	25567	T2436	NIPPLE,PIPE	1
14	XBOZZ	25567	R24	ELBOW,PIPE	1
15	PAOZZ	82465	31WLF51618	NUT,PLAIN,EXTENDED	4
16	PAOZZ	96906	MS90725-31	BOLT,MACHINE	4
17	XBOZZ	25567	33363-001	PLATE,MTG	1
END OF FIGURE					

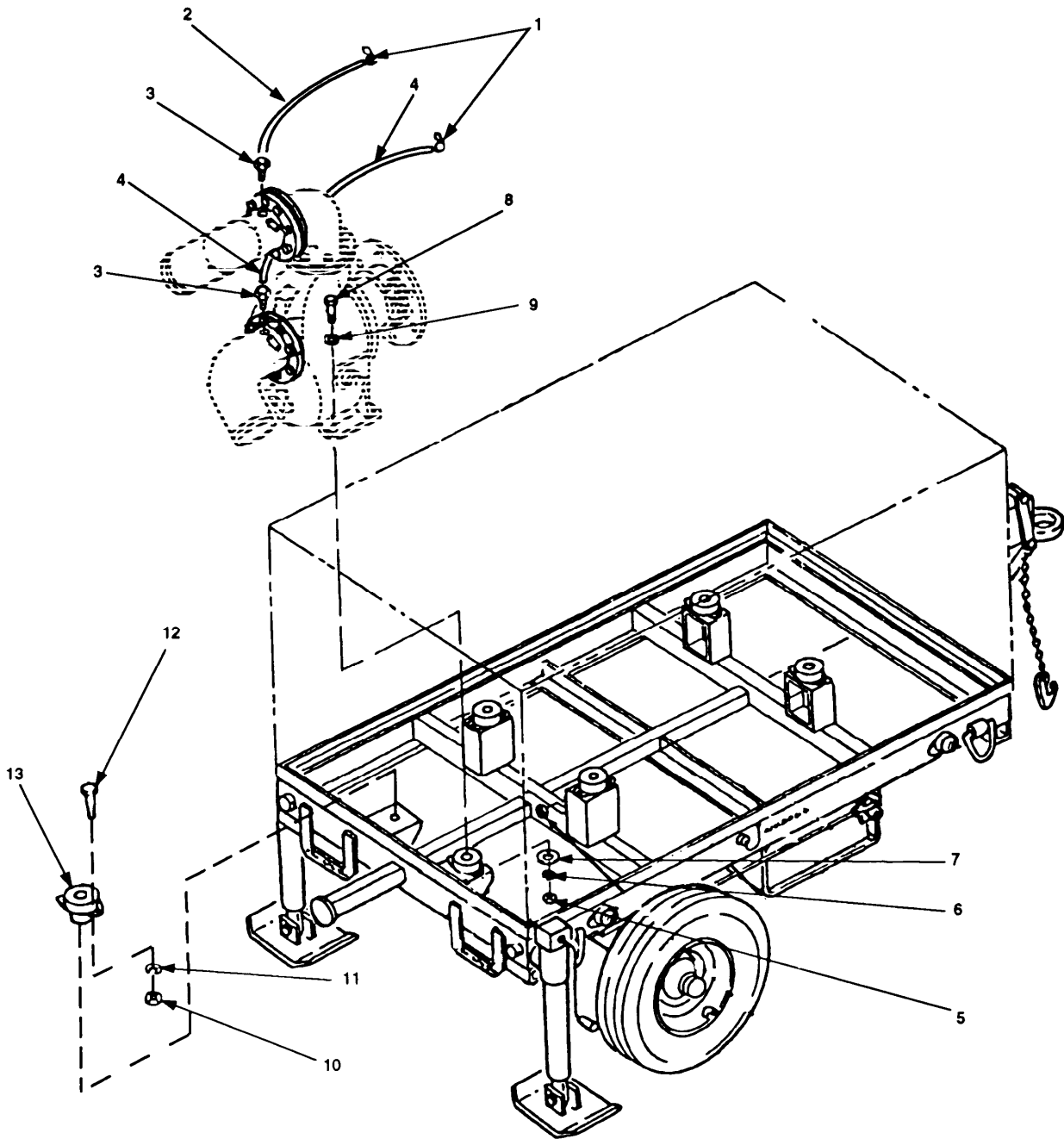


Figure 80. Hose Assemblies and Isolators

SECTION II (1)	SMR (2)	CAGEC (3)	TM10-4320-344-24P-2 (4)	(5)	(6)
ITEM NO	CODE		PART NUMBER	DESCRIPTION AND USABLE ON CODES (UOC)	QTY
GROUP 07 PUMPING ASSEMBLY					
FIG. 80 HOSE ASSEMBLIES AND ISOLATORS					
1	PAOZZ	06383	SST1-5M	STRAP, TIEDOWN, ELEC	V
2	PAOZZ	3B163	TS-4, COUPLED W/B 1304 E/E X 36IN	HOSE ASSY, TEFLON 1/4 IN SIZE W/ SWIVELS ON BOTH ENDS	1
3	PAOZZ	96906	MS35869-22	ADAPTER, STRAIGHT, PI	2
4	PAOZZ	3B163	TS-4, COUPLED W/B 1304 E/EX30-1/4	HOSE ASSY, TEFLON 1/4IN. SIZE W/ SWIVELS ON BOTH ENDS 30-1/4IN LONG	1
5	PAFZZ	96906	MS51967-20	NUT, PLAIN, HEXAGON	2
6	PAFZZ	96906	MS35338-50	WASHER, LOCK	2
7	PAFZZ	81860	R18733-3	WASHER, FLAT	2
8	PAFZZ	25567	B1018	SCREW, CAP, HEX HD	2
9	PAFZZ	96906	MS27183-22	WASHER, FLAT	2
10	PAFZZ	96906	MS51967-8	NUT, PLAIN, HEXAGON	4
11	PAFZZ	96906	MS35338-46	WASHER, LOCK	4
12	PAFZZ	96906	MS90725-60	SCREW, CAP, HEXAGON H	4
13	PAFZZ	81860	510-1-R-S	ISOLATOR	2
END OF FIGURE					

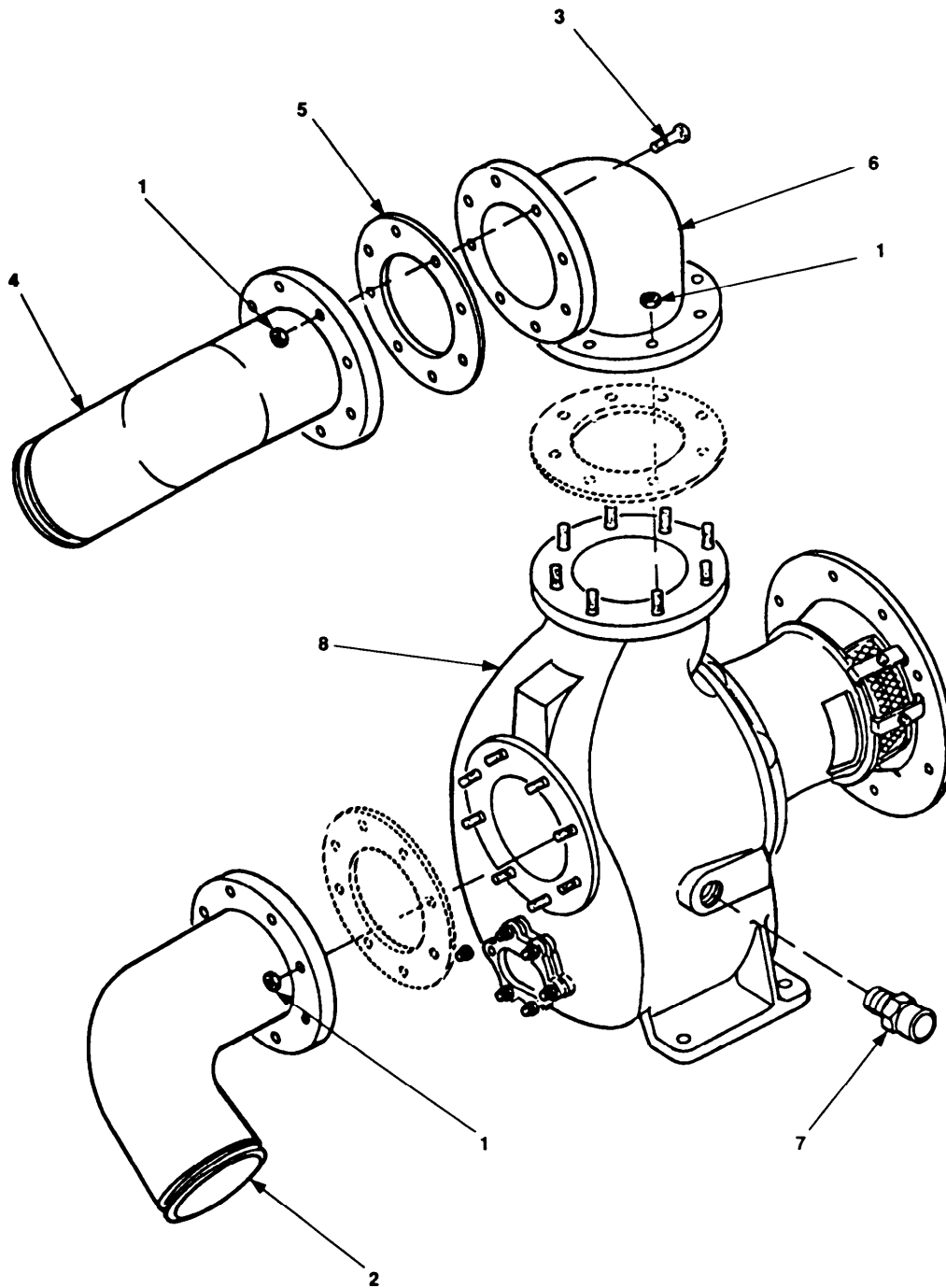


Figure 81. Pumping installation



SECTION II		TM10-4320-344-24P-2			
(1)	(2)	(3)	(4)	(5)	(6)
ITEM NO	SMR CODE	CAGEC	PART NUMBER	DESCRIPTION AND USABLE ON CODES (UOC)	QTY
GROUP 07 PUMP ASSEMBLY					
FIG. 81 PUMPING INSTALLATION					
	XCOZZ	25567	46121-504	PUMP END W/ELBOWS ASSEMBLY	1
1	PAOZZ	96906	MS51967-23	.NUT,PLAIN,HEXAGON	24
2	XBOZZ	25567	38647-916	.ELBOW,SUCT	1
3	PAOZZ	96906	MS90728-191	.SCREW,CAP,HEXAGON H	8
4	XBOZZ	25567	38647-919	.ELBOW,DISC	1
5	PAOZZ	25567	1679GC	.GASKET	1
6	XBOZZ	25567	25512-109	.ELBOW,FLANGED	1
7	PBOZZ	28396	CON-150-C-M-1/8	.VALVE,CONN	1
8	PBOFF	25567	46121-208	.PUMP END ASSEMBLY	1

END OF FIGURE



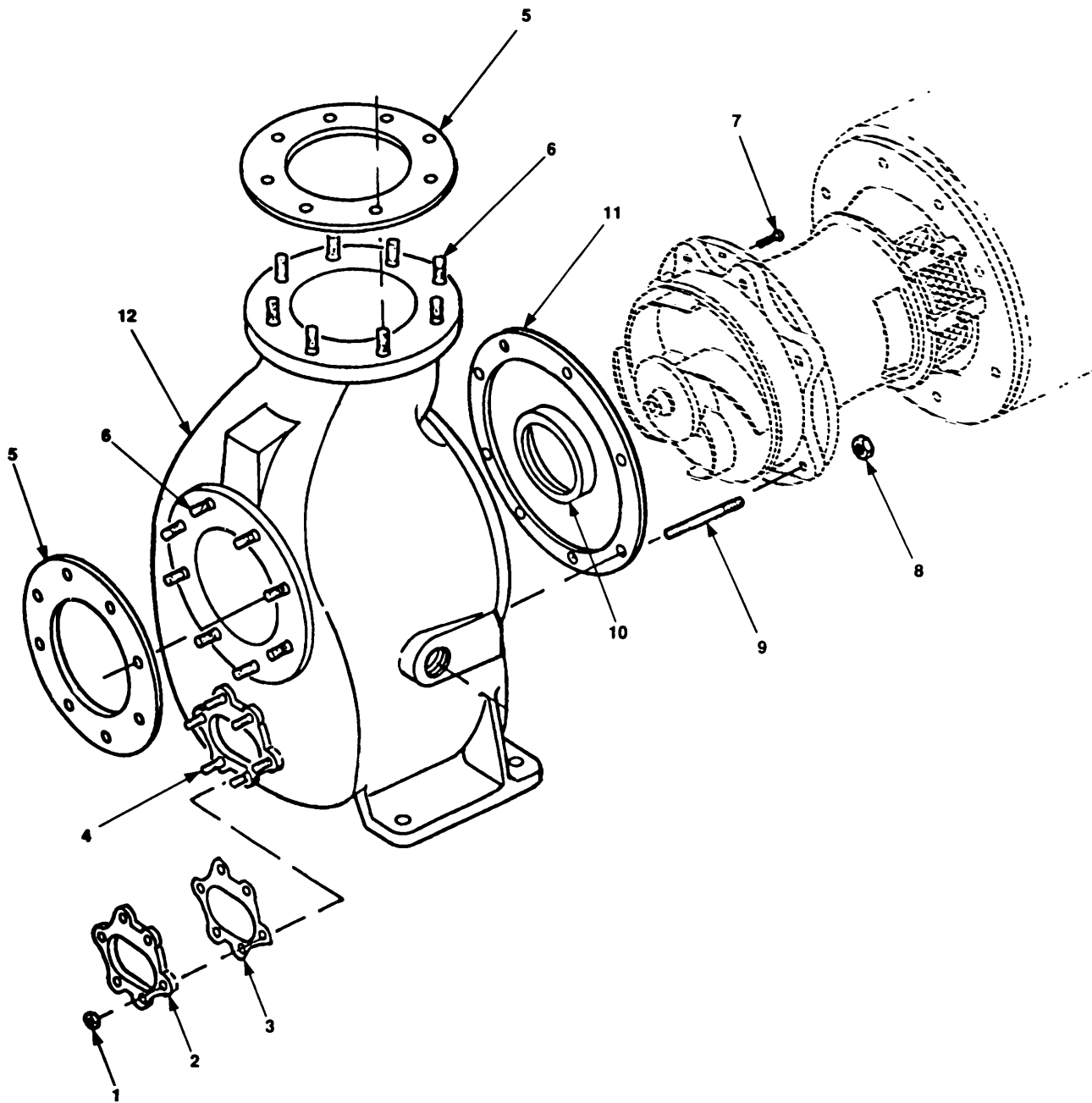


Figure 82. Pumping Assembly (Sheet 1 of 2)

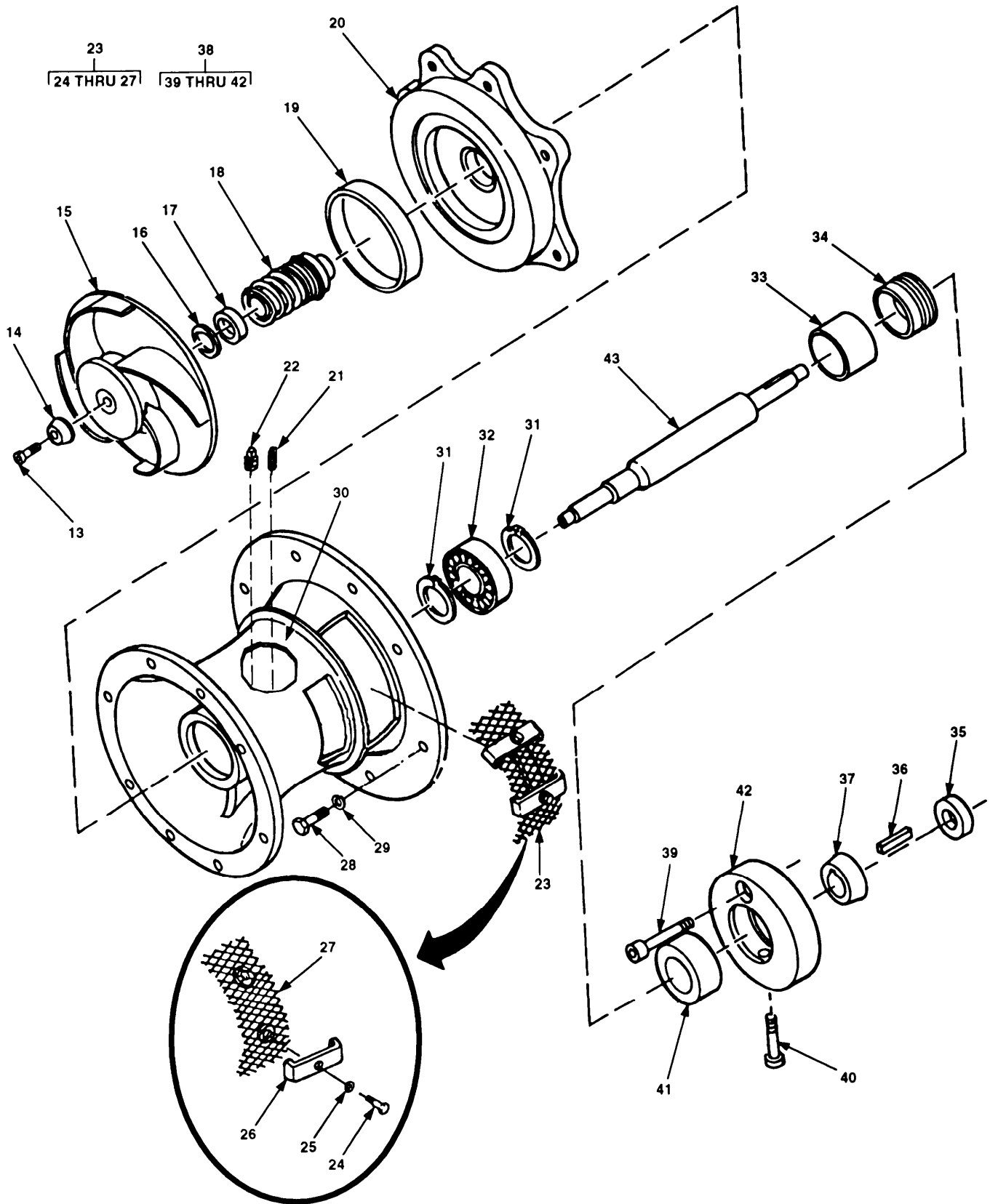


Figure 82. Pumping Assembly (Sheet 2 of 2)

SECTION II (1)	ITEM (2)	(3)	TM10-4320-344-24P-2 (4)	(5)	(6)
NO	SMR CODE	CAGEC	PART NUMBER	DESCRIPTION AND USABLE ON CODES (UOC)	QTY
GROUP 07 PUMPING ASSEMBLY					
FIG. 82 PUMPING ASSEMBLY					
1	PAFZZ	96906	MS51967-14	..NUT,PLAIN,HEXAGON	6
2	XBFZZ	25567	4822	..PLATE,COVER	1
3	PAFZZ	25567	4822G	..GASKET	1
4	PAFZZ	25567	C0808	..STUD,PLAIN	6
5	PAOZZ	25567	1679GC	..GASKET	2
6	PBFZZ	25567	C1211	..STUD,DE TYPE 3 .750-10 UNC-2.751	16
7	PBFZZ	25567	X0404	..SCREW,MACHINE	2
8	PAFZZ	96906	MS51967-20	..NUT,PLAIN,HEXAGON	12
9	PAFZZ	25567	C1011	..STUD	12
10	PBFZZ	25567	5404	..RING,WEARING	1
11	PAFZZ	25567	4820G	..GASKET	1
12	XBFZZ	25567	5400F	..CASING,VOLUTE	1
13	PAFZZ	25567	DM1004S	..SCREW	1
14	PAFZZ	25567	10278	..SPACER,SLEEVE	1
15	PAFZZ	25567	5401L	..IMPELLER,PUMP,CENTR	1
16	PAFZZ	25567	31133-127	..SHIM,IMPLR ADJUSTIN	1
17	PAFZZ	25567	31133-126	..WASHER,SEAL	1
18	PAFZZ	99189	F-SP-16510	..SEAL	1
19	PBFZZ	25567	5404A	..RING BALANCE	1
20	PAFZZ	25567	5792 10010	..PLATE,RETAINING,SEA	1
21	PBFZZ	96906	MS51963-69	..SETSCREW	1
22	XBFZZ	25567	P04	..PLUG,PIPE	1
23	XBFFZ	25567	42381-504	..GUARD,HOSE-TUBING	2
24	PAFZZ	96906	MS90728-10	...SCREW,CAP,HEXAGON H	2
25	PAFZZ	25567	AK04	...WASHER,LOCK	2
26	XBFZZ	25567	34631-016	...GUARD CLIP	2
27	XBFZZ	25567	42381-503	...GUARD INTERMEDIATE	1
28	PAFZZ	25567	22645-164	..SCREW,CAP,HEX HD	12
29	PAFZZ	25567	21171-511	..WASHER,LOCK	12
30	XBFZZ	25567	7665E	..BRACKET,INTMD	1
31	PAFZZ	96906	MS16624-1215	..RING,RETAINING	2
32	PAFZZ	25567	23282-012	..BEARING,BALL,ANNULA	1
33	PAFZZ	25567	31144-014	..SPACER	1
34	PBFZZ	25567	4329	..PACKING NUT	1
35	PBFZZ	25567	11049	..BUSHING,SLEEVE	1
36	PBFZZ	25567	N0605-1/2	..KEY,SQ 3/8 IN. NOM WD,SST,1.37SL	1
37	PAFZZ	71956	2012	..BUSHING,TAPERED	1
38	PBFFF	75665	5057280	..COUPLING,FLEX DRIVE	1
39	XBFZZ	75665	22-793	...BOLT	4
40	XBFZZ	75665	38-969	...SCREW,CAP,SOC HD	4
41	XBFZZ	75665	27-328	...HUB	1
42	XBFZZ	75665	5057280-1	...COUPLING	1
43	XBFZZ	25567	38515-574	..SHAFT,IMPLR	1

END OF FIGURE



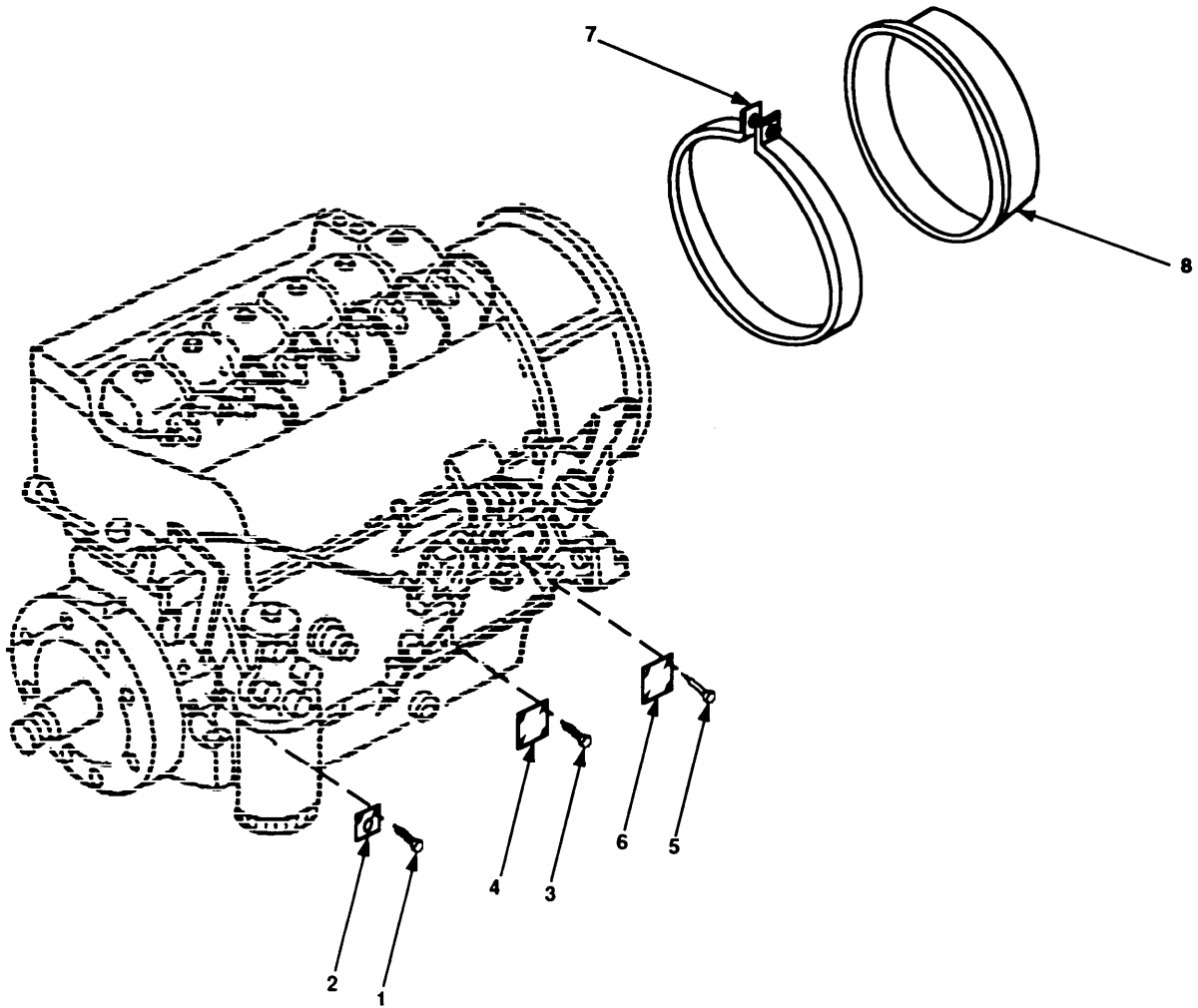


Figure 83. Engine installation (Sheet 1 of 2)

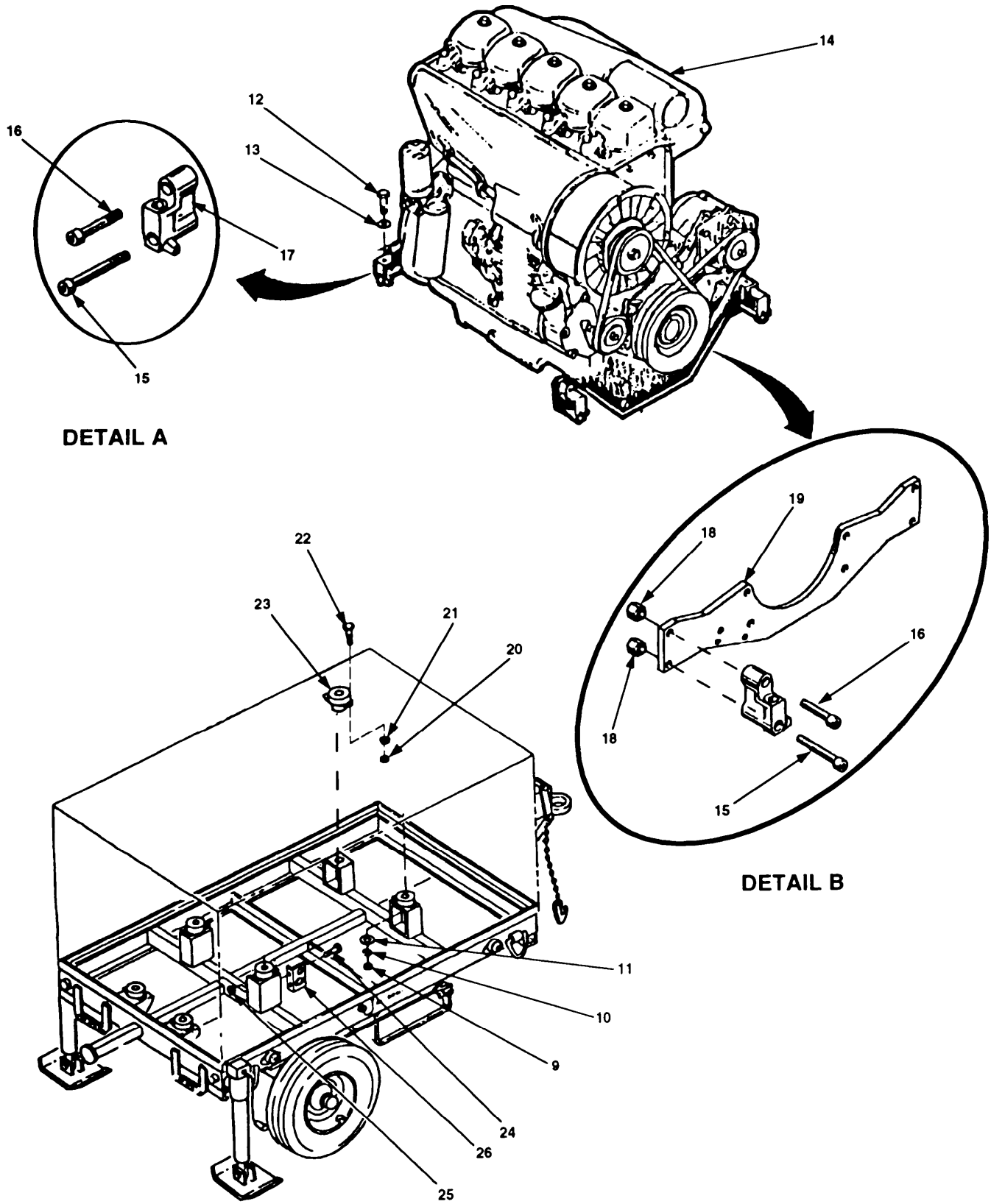


Figure 83. Engine Installation (Sheet 2 of 2)



SECTION II		TM10-4320-344-24P-2			
(1)	(2)	(3)	(4)	(5)	(6)
ITEM NO	SMR CODE	CAGEC	PART NUMBER	DESCRIPTION AND USABLE ON CODES (UOC)	QTY
GROUP 10 ENGINE ASSEMBLY					
FIG. 83 ENGINE INSTALLATION					
1	PBOZZ	25567	22645-180	SCREW,CAP,HEX HD	2
2	XBOZZ	25567	38811-122	PLATE,CONN	1
3	PBOZZ	25567	22645-129	SCREW,CAP,HEX HD	4
4	XBOZZ	25567	38816-159	PLATE,SAMPLE EO	1
5	XBOZZ	61957	AD42BS	RIVET,BLIND	4
6	XBOZZ	25567	38816-161	PLATE,OIL FILL	1
7	XBOZZ	14242	4318H-1280-S	COUPLING,V-RTNR	1
8	XBOZZ	25567	42617-003	EXTENSION ASSY,INL WLDMT	1
9	PBFZZ	96906	MS51967-14	NUT,PLAIN,HEXAGON	4
10	PBFZZ	96906	MS35338-48	WASHER,LOCK	4
11	PBFZZ	81860	R18733-3	WASHER,FLAT	4
12	PBFZZ	25567	B0823	SCREW,CAP,HEX HD	4
13	PBFZZ	96906	MS27183-19	WASHER,FLAT	4
14	PBFFF	62445	F6L912B	ENGINE BLOCK ASSEMB AIR COOLED	1
15	PBFZZ	62445	110 1428	.SCREW,CAP,SOCKET HE	4
16	PBFZZ	62445	110 3790	.SCREW,CAP,SCH	4
17	XBFZZ	62445	224-6170	.MOUNT,RESILIENT	4
18	PBFZZ	62445	112 5801	.NUT,PLAIN,HEXAGON	4
19	XBOZZ	62445	216 3210	.CROSS MEMBER	1
20	PBOZZ	96906	MS51967-8	NUT,PLAIN,HEXAGON	8
21	PBOZZ	96906	MS35338-46	WASHER,LOCK	8
22	PBFZZ	96906	MS90725-60	SCREW,CAP,HEXAGON H	8
23	PBFZZ	81860	510-1-R-S	ISOLATOR	4
24	PBFZZ	82465	31WLF51618	NUT,PLAIN,EXTENDED	2
25	PBFZZ	82465	31WLF51618-.625	BOLT,SLFLKG	2
26	XBFZZ	25567	41881-380	BRACKET ASSY,PLUG	1

END OF FIGURE



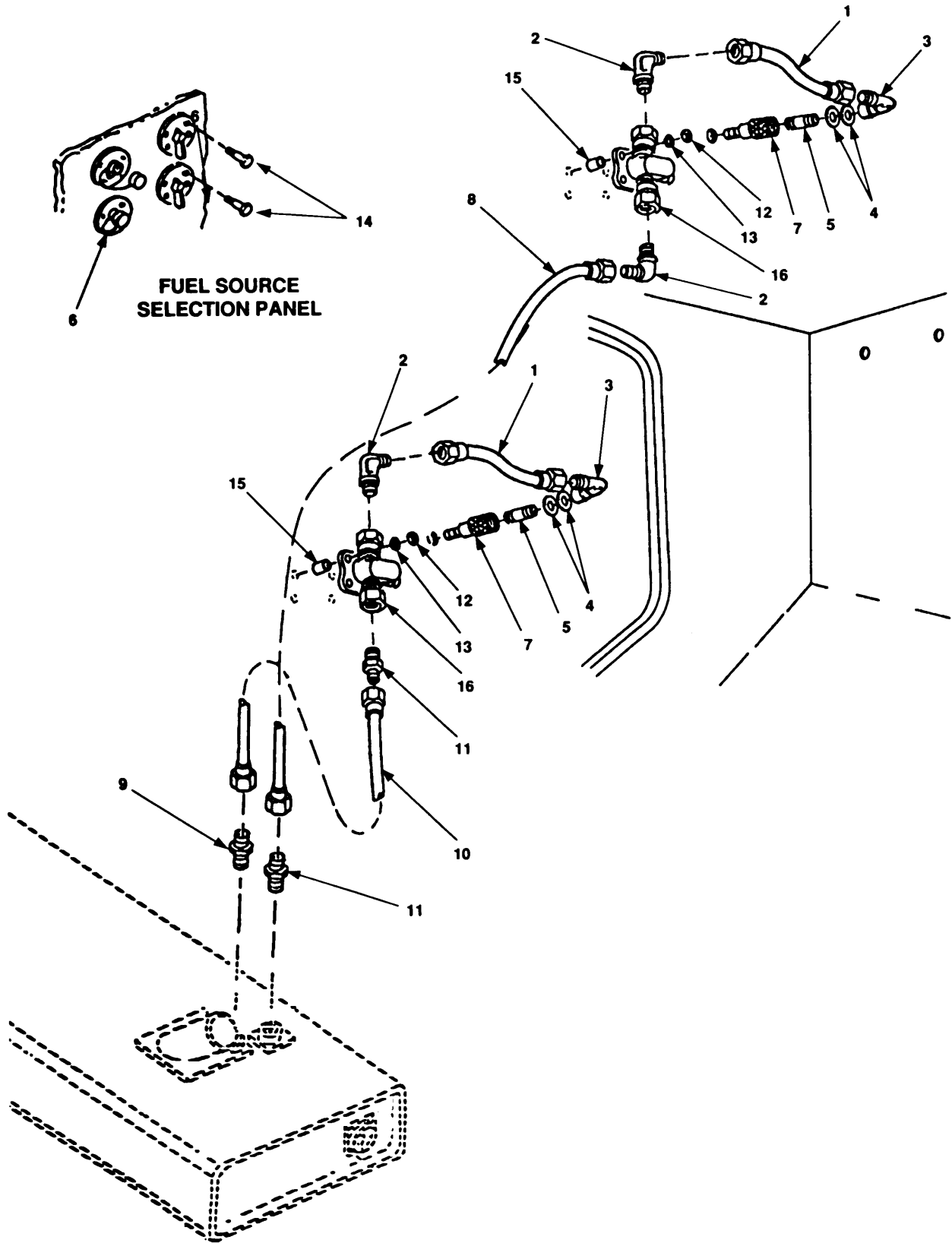


Figure 84. Fuel Lines (Sheet 1 of 2)

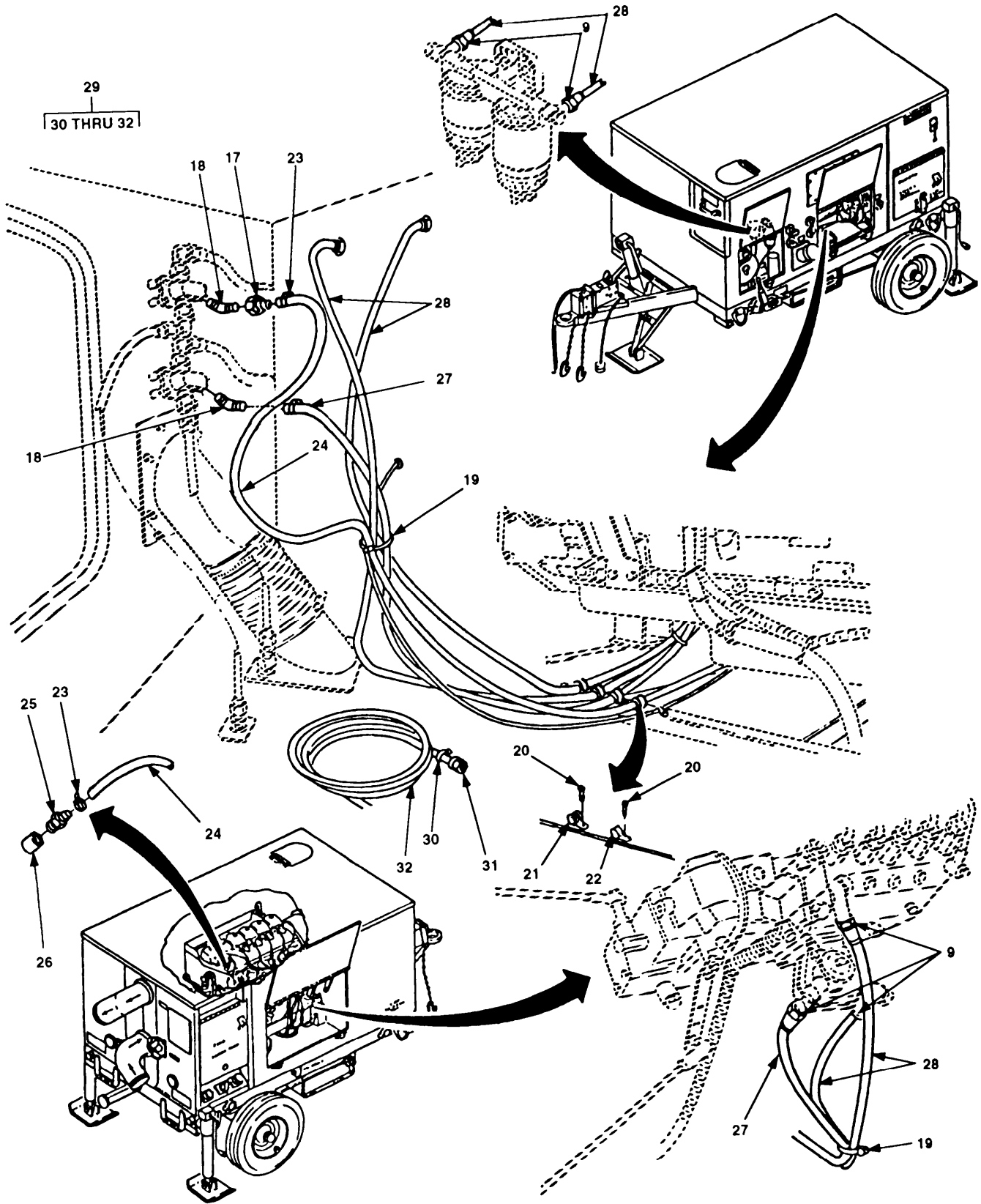


Figure 84. Fuel Lines (Sheet 2 of 2)

SECTION II (1)	ITEM (2)	(3)	TM10-4320-344-24P-2 (4)	(5)	(6)
NO	SMR CODE	CAGEC	PART NUMBER	DESCRIPTION AND USABLE ON CODES (UOC)	QTY
GROUP 10 ENGINE ASSEMBLY					
FIG. 84 FUEL LINES					
1	PAOZZ	25567	46341-789	HOSE ASSY 5.8IN LONG	2
2	PBOZZ	93061	249F-6-6	ELBOW,PIPE TO TUBE	4
3	PBOZZ	93061	150F-6-6	ELBOW,PIPE TO TUBE	3
4	PAOZZ	25567	21161-481	WASHER,FLAT	4
5	XB0ZZ	25567	T06	NIPPLE,PIPE	2
6	PBOZZ	78357	PDP23-6	CAP,PROTECTIVE,DUST	2
7	PAOZZ	97111	B25	COUPLING HALF,QDISC	2
8	PAOZZ	25567	46341-787	HOSE,ASSY 23IN LONG	1
9	PAOZZ	93061	48FL-6	ADAPTER,STR,PIPE TO TUBE	2
10	PAOZZ	25567	46341-788	HOSE ASSY 16.50IN LONG	1
11	PAOZZ	96906	MS35869-23	ADAPTER,STRAIGHT,PI PIPE	6
12	PAOZZ	96906	MS51967-2	NUT,PLAIN,HEXAGON	8
13	PAOZZ	96906	MS35338-44	WASHER,LOCK	8
14	PAOZZ	96906	MS90728-10	SCREW,CAP,HEXAGON H	8
15	XBOZZ	25567	31411-220	SPACER	8
16	PAOZZ	79470	6709	VALVE,PLUG	2
17	PAOZZ	93061	125HBL-4-6	ADAPTER,STR,PIPE TO HOSE	1
18	PAOZZ	25567	RS06	ELBOW,PIPE	2
19	PAOZZ	06383	SST1-5M	STRAP,TIEDOWN,ELEC	V
20	PAOZZ	25567	21285-244	SCREW,TAP,PAN HD	4
21	PAOZZ	78553	C33144-6	CLAMP,LOOP	3
22	PAOZZ	25567	27111-315	CLAMP,LOOP	8
23	PAOZZ	81646	6203	CLAMP,HOSE	2
24	MOOZZ	25567	18523-366AR	TUBING,PLSTC 8.83 FT REQUIRED (MAKE FROM P/N 073-13 (25567)	1
25	PAOZZ	93061	28-4-2	ADAPTER,STRAIGHT,PI	1
26	PAOZZ	25567	AE02	COUPLING,PINE	1
27	PAOZZ	25567	46341-786	HOSE ASSY 59.25IN LONG	1
28	PAOZZ	25567	46341-785	HOSE 68IN LONG	2
29	XBOOO	25567	46341-790	HOSE ASSY,AUX FUEL	2
30	PAOZZ	81646	6203	.CLAMP,HOSE	1
31	PAOZZ	97111	H5E	.COUPLING HALF,QDISC	1
32	MFOZZ	81349	8794-8AR	.HOSE,NONMETALLIC 120IN LONG, MAKE FROM P/N MIL-H-8794-8 (81349), 12 FT REQUIRED	1

END OF FIGURE

8  
9 THRU 14

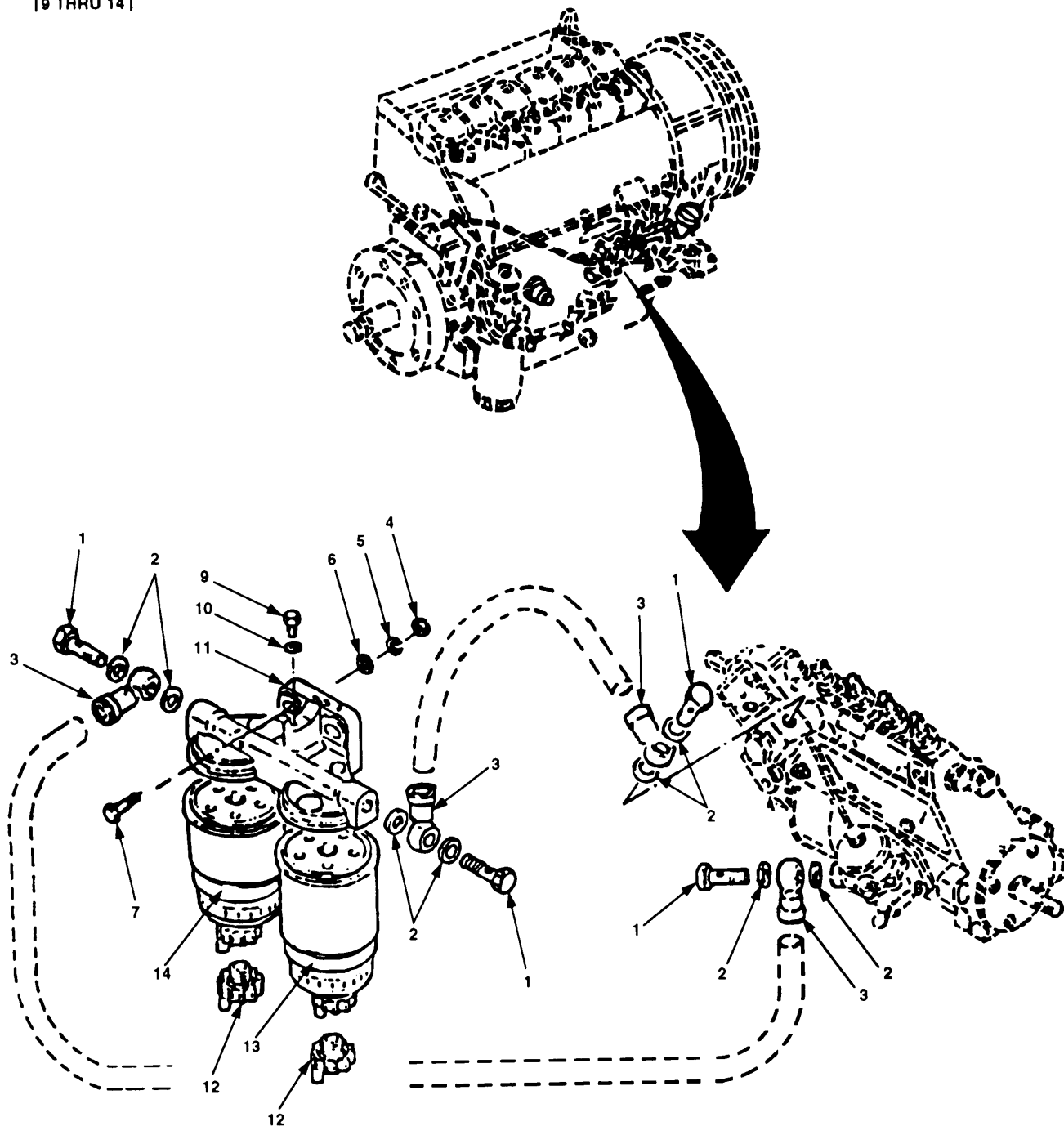


Figure 85. Fuel Filters

SECTION II		TM10-4320-344-24P-2			
(1)	(2)	(3)	(4)	(5)	(6)
ITEM NO	SMR CODE	CAGEC	PART NUMBER	DESCRIPTION AND USABLE ON CODES (UOC)	QTY
GROUP 10 ENGINE ASSEMBLY					
FIG. 85 FUEL FILTERS					
1	PAOZZ	62445	111 9246	.BOLT, FL PASS	4
2	PAOZZ	62445	111-8693	WASHER, FLAT	8
3	PAOZZ	62445	129-0579	.CONNECTOR, MULT, FDPS 1/4IN NPT	4
4	PAOZZ	96906	MS51967-5	NUT, PLAIN, HEXAGON	2
5	PAOZZ	96906	MS35338-45	WASHER, LOCK	2
6	PAOZZ	96906	MS27183-13	WASHER, FLAT	2
7	PAOZZ	96906	MS90725-35	BOLT, MACHINE	2
8	PBOOZ	62445	224-8154	.FILTER ASSEMBLY, FLU	1
9	XBOZZ	62445	111-2232	..BOLT	1
10	PAOZZ	62445	111 8642	..RING, SEALING	1
11	PBOZZ	62445	224-8132	..HEAD, FLUID FILTER	1
12	PAOZZ	62445	132 0402	..PLUG, DRAIN	2
13	PAOZZ	62495	117-4482	..FILTER, FLUID	1
14	PAOZZ	62495	117 4483	..FILTER, FLUID	1
END OF FIGURE					

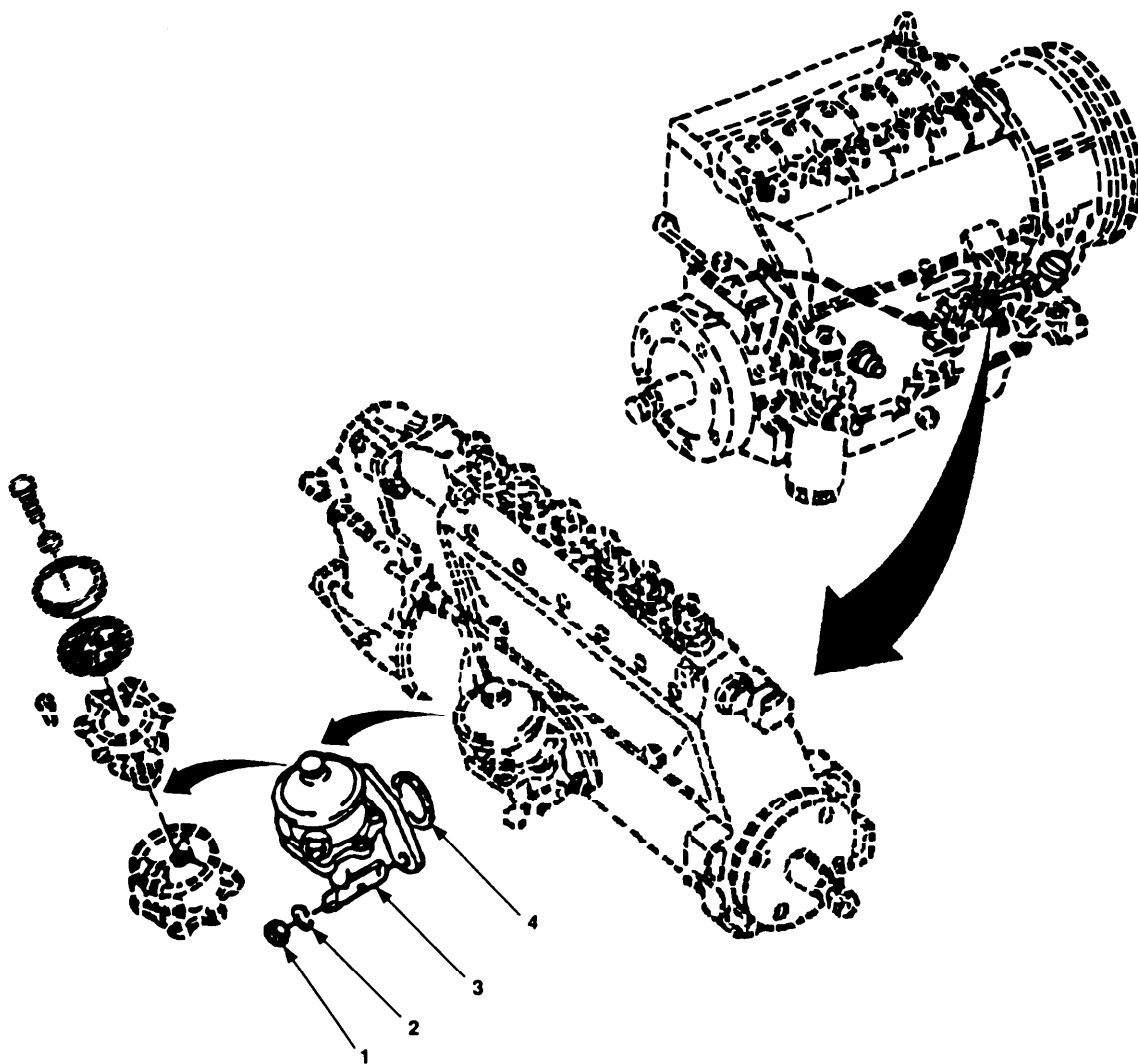


Figure 86. Fuel Transfer Pump



SECTION II				TM10-4320-344-24P-2	
(1)	(2)	(3)	(4)	(5)	(6)
ITEM	SMR		PART		
NO	CODE	CAGEC	NUMBER	DESCRIPTION AND USABLE ON CODES (UOC)	QTY
				GROUP 10 ENGINE ASSEMBLY	
				FIG. 86 FUEL TRANSFER PUMP	
1	PBOZZ	62445	111-2813	.NUT,PLAIN,HEXAGON	3
2	PBOZZ	62445	1102797	.WASHER	3
3	PAOZF	62445	2239550	.PUMP,FUEL,CAM ACTUA	1
4	PAOZZ	62445	117 4706	.SEAL,PLAIN	1
				END OF FIGURE	

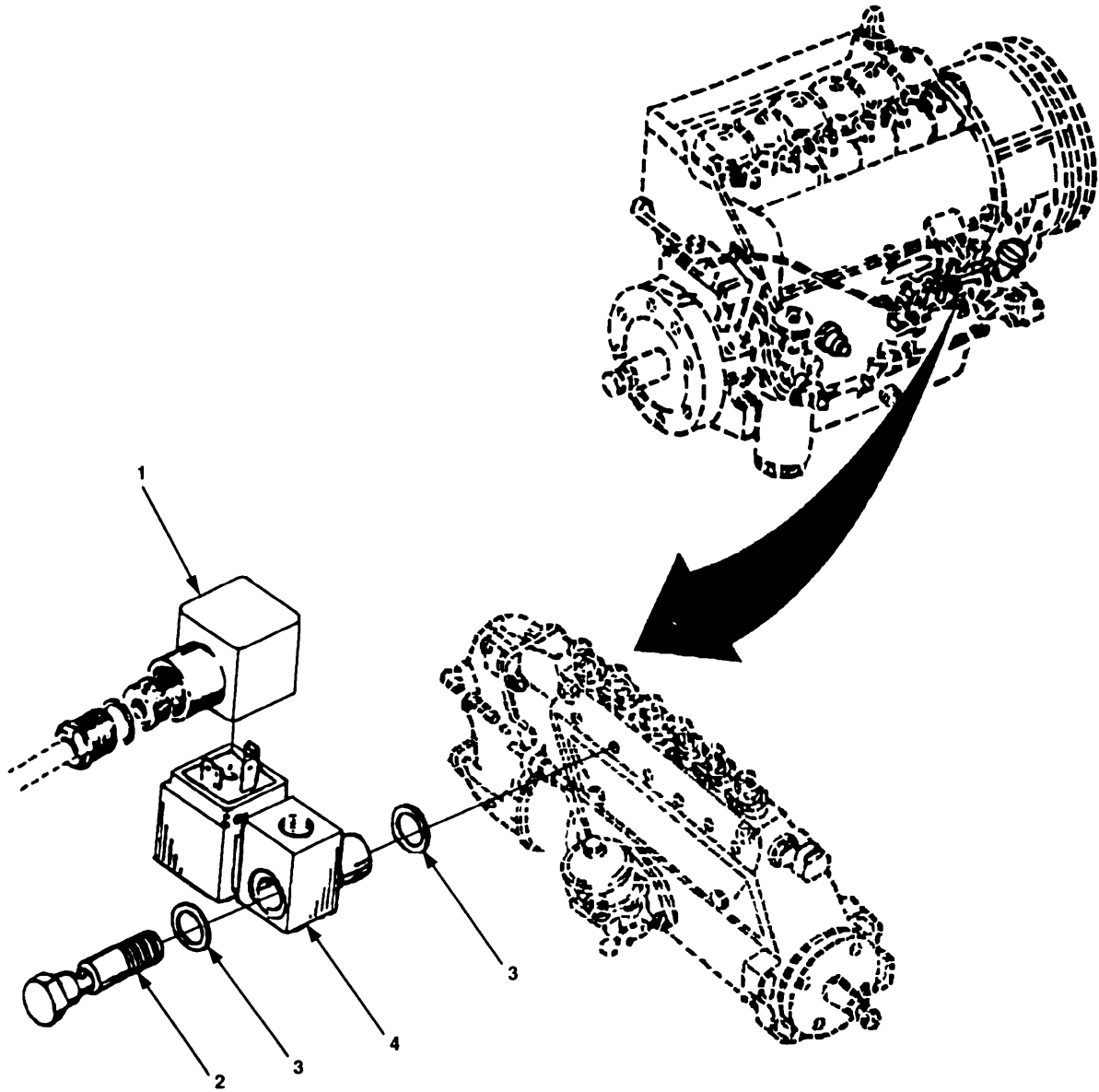


Figure 87. Fuel Solenoid

SECTION II				TM10-4320-344-24P-2	
(1)	(2)	(3)	(4)	(5)	(6)
ITEM NO	SMR CODE	CAGEC	PART NUMBER	DESCRIPTION AND USABLE ON CODES (UOC)	QTY
GROUP 10 ENGINE ASSEMBLY					
FIG. 87 FUEL SOLENOID					
1	PAOOZ	62445	113-7459	.CONNECTOR,RECEPTACL	1
2	PAOZZ	62445	224 7827	.BOLT,BANJO	1
3	PAOZZ	62445	111-8693	.WASHER,FLAT	2
4	PAOZZ	62445	2248270	.VALVE,SOLENOID	1
END OF FIGURE					

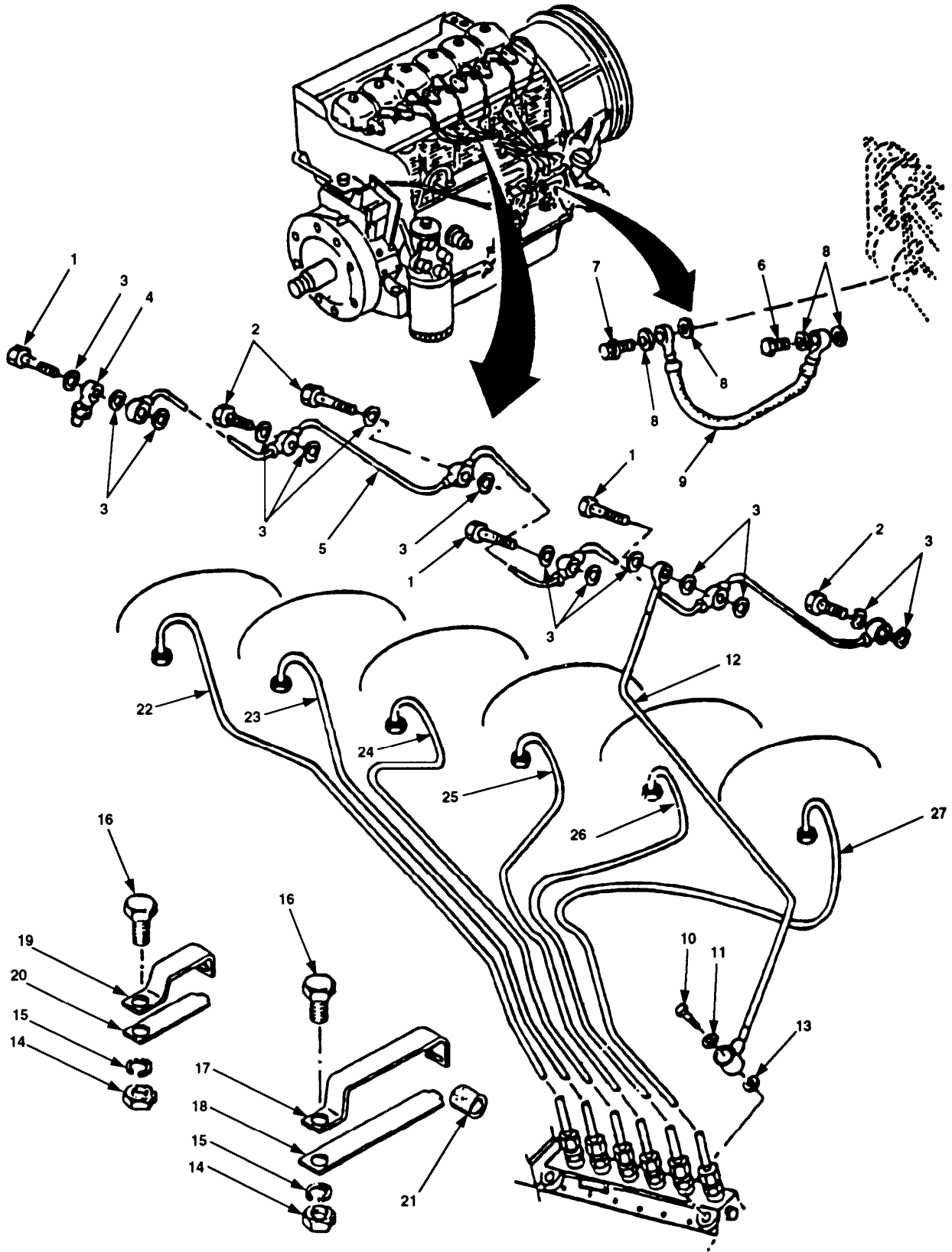


Figure 88 injection and Fuel Return Lines

SECTION II (1)	ITEM (2)	(3)	TM10-4320-344-24P-2 (4)	(5)	(6)
NO	SMR CODE	CAGEC	PART NUMBER	DESCRIPTION AND USABLE ON CODES (UOC)	QTY
GROUP 10 ENGINE ASSEMBLY					
FIG. 88 ENGINE AND FUEL RETURN LINES					
1	PBOZZ	62445	121-6492	.BOLT,FLUID PASSAGE	2
2	PBOZZ	62445	1119231	.BOLT,FLUID PASSAGE	4
3	PAOZZ	62445	1118647	.WASHER,FLAT	14
4	PBFZZ	62445	003-2043	.VALVE,CHECK	1
5	XBOZZ	36719	2137534	.FUEL LINE,RETURN	1
6	PAOZZ	62445	2231136	.BOLT,FLUID PASSAGE	1
7	PAOZZ	62445	1119237	.BOLT,FLUID PASSAGE	1
9	PBOZZ	62445	1174429	.HOSE ASSEMBLY,NONME	1
10	PAOZZ	62445	2135002	.VALVE,OVERFLOW	1
11	PAOZZ	62445	1118693	.WASHER,FLAT	1
12	XBOZZ	62445	415 4919	.TUBE ASSY OVERFLOW LINE	1
13	PAOZZ	62445	1216306	.WASHER	1
14	XBOZZ	62445	111-2813	.NUT,PLAIN,HEXAGON	2
15	XBOZZ	62445	1102797	.WASHER	2
16	XBOZZ	62445	111-2240	.BOLT,MACHINE	2
17	XBOZZ	62445	117 0289	.CLIP,PIPE INJECTION LINE	1
18	XBOZZ	62445	117 0293	.PLATE,END	1
19	XBOZZ	62445	1161469	.CLAMP,PIPE	1
20	XBOZZ	62445	1170642	.PLATE,CLIP RTNR	1
21	PBOZZ	62445	3372269	.BUSHING,NONMETALLIC	7
22	XBOZZ	62445	415 4336	.TUBE ASSY,METAL CYLINDER #1	1
23	XBOZZ	62445	415 4337	.TUBE ASSY,METAL CYLINDER #2	1
24	XBOZZ	62445	415 4338	.TUBE ASSY,METAL CYLINDER #3	1
25	XBOZZ	62445	415 4339	.TUBE ASSY,METAL CYLINDER #4	1
26	XBOZZ	62445	415 4340	.TUBE ASSY,METAL CYLINDER #5	1
27	XBOZZ	62445	415 4341	.TUBE ASSY,METAL CYLINDER #6	1

END OF FIGURE

3  
4 THRU 11

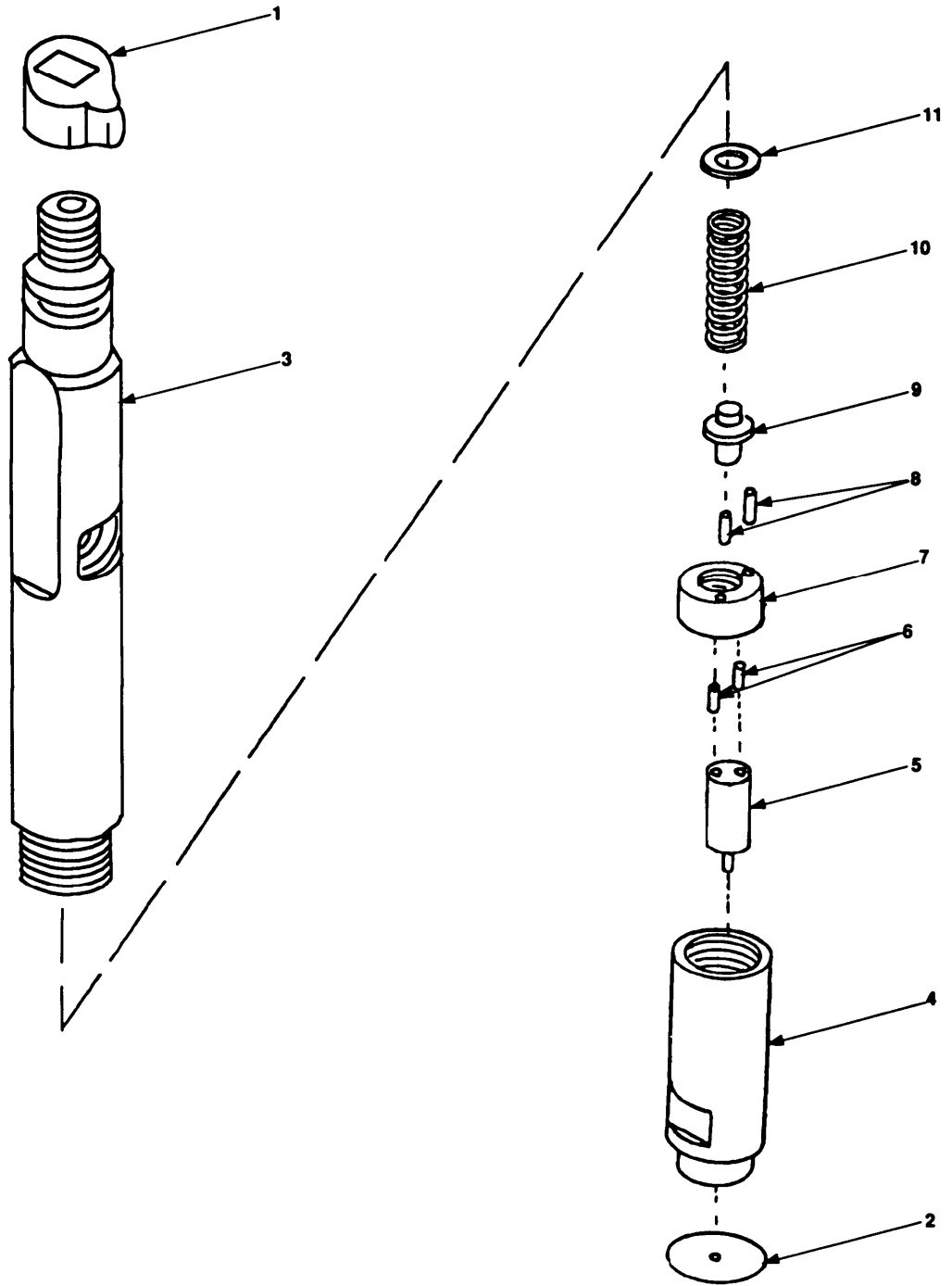


Figure 89. Fuel Injector

SECTION II		TM10-4320-344-24P-2			
(1)	(2)	(3)	(4)	(5)	(6)
ITEM	SMR		PART		
NO	CODE	CAGEC	NUMBER	DESCRIPTION AND USABLE ON CODES (UOC)	QTY
GROUP 10 ENGINE ASSEMBLY					
FIG. 89 FUEL INJECTOR					
1	XAOZZ	62445	2137568	.SLEEVE, COOLING, FUEL	6
2	XAOZZ	62445	415 6099	.RING, SEALING	6
3	PBOZZ	62445	223-3085	.NOZZLE, FUEL INJECTI	6
4	XAFZZ	62445	1298480	..NUT	1
5	XAFZZ	62445	2233086	..NOZZLE, FUEL INJECTI	1
6	XAFZZ	62445	20168122	..PIN, STRAIGHT, HEADLE	2
7	XAFZZ	62445	1298479	..SPACER, SLEEVE	1
8	XAFZZ	62445	20168121	..PIN, STRAIGHT, HEADLE	2
9	XAFZZ	62445	1306957	..PLUNGER, DETENT	1
10	XAFZZ	62445	129-8481	..SPRING, HELICAL, COMP	1
11	XAFZZ	62445	130 9537	..SHIM	1

END OF FIGURE

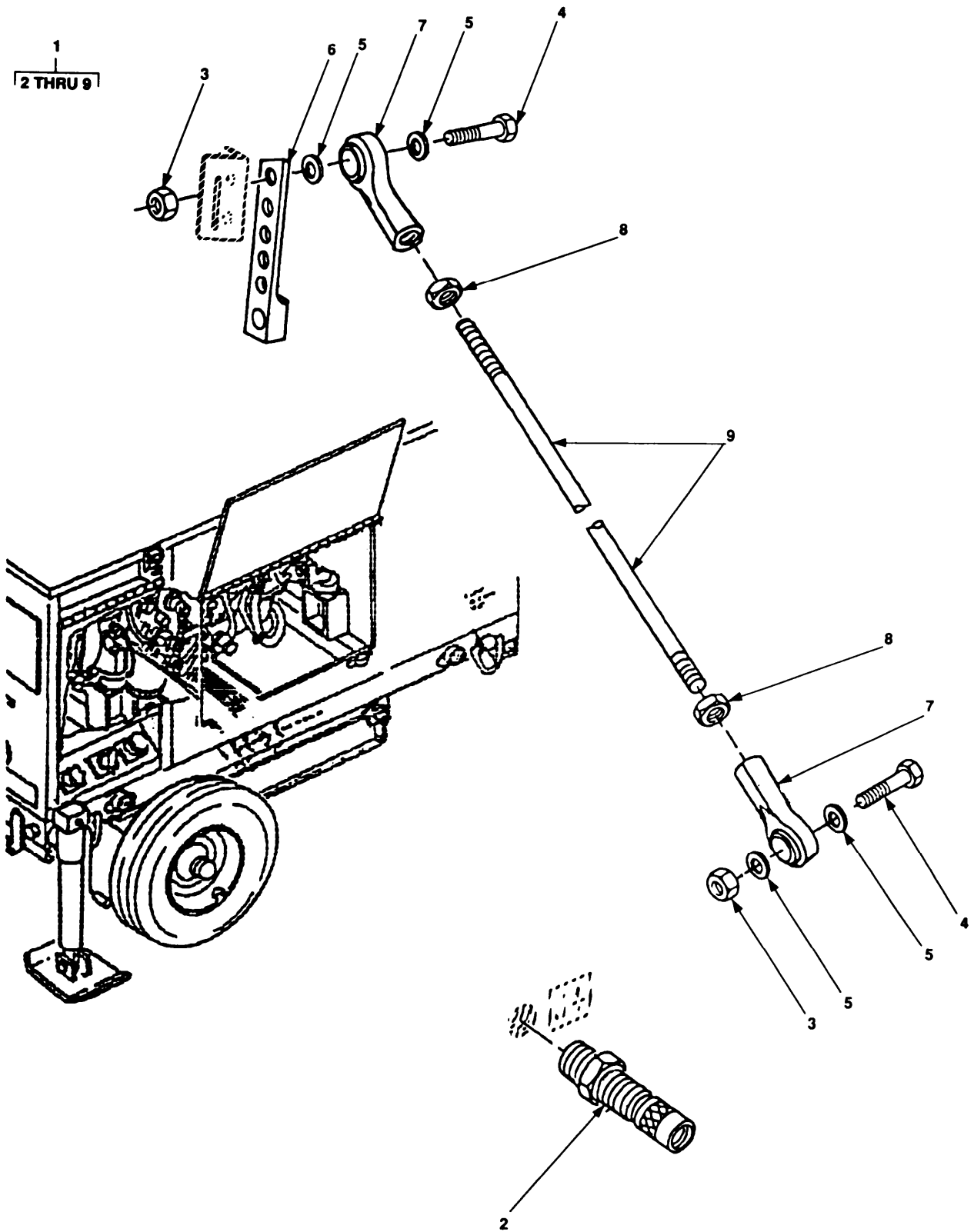


Figure 90 Governor Kit



SECTION II		TM10-4320-344-24P-2			
(1)	(2)	(3)	(4)	(5)	(6)
ITEM	SMR		PART		
NO	CODE	CAGEC	NUMBER	DESCRIPTION AND USABLE ON CODES (UOC)	QTY
GROUP 10 ENGINE ASSEMBLY					
FIG. 90 GOVERNOR KIT					
1	XBOZZ	05624	DYNR10242	LINKAGE ASSY,GOVENO	1
2	PBOZZ	05624	DYNT10100	.MAGNETIC PICKUP	1
3	PBOZZ	05624	DYRF532	.NUT, SELF-LOCKING,HE	2
4	PBOZZ	05624	BYRF1346	.SCREW,CAP,HEXAGON H	2
5	PAOZZ	96906	MS27183-42	.WASHER,FLAT	4
6	XBOZZ	05624	DYNC-182	.LEVER ASSY	1
7	XBOZZ	65149	DYNZ-47-1	.BEARING,PLAIN,ROD E	2
8	XBOZZ	05624	DYRF110	.NUT,PLAIN,HEXAGON	2
9	XAOZZ	05624	GYRF-42-900	.ROD,THREADED 1/4-28 X 36IN NOTE: CUT TO 23 INCHES	1
END OF FIGURE					

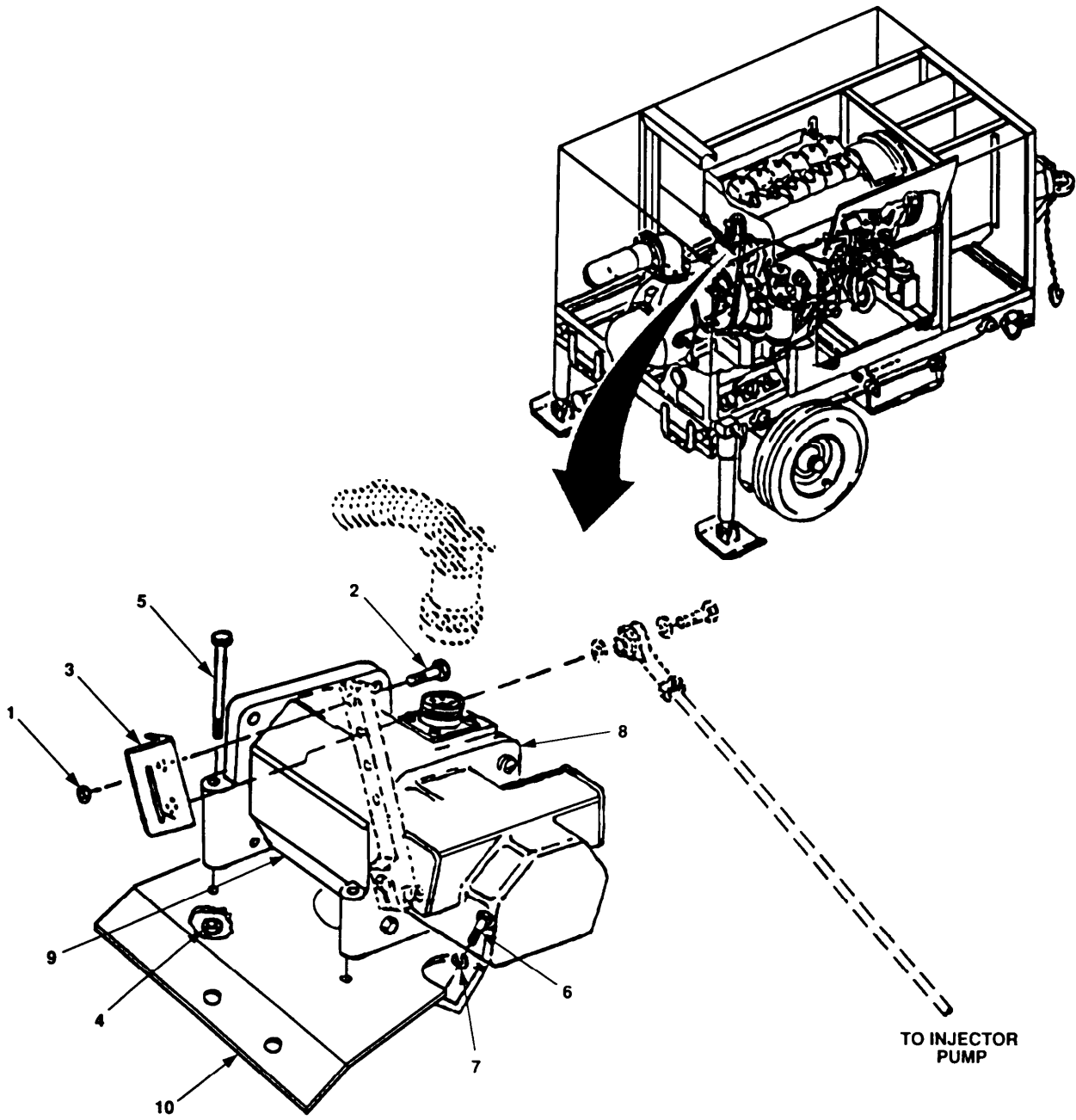


Figure 91. Governor Actuator Assembly

SECTION II		TM10-4320-344-24P-2			
(1)	(2)	(3)	(4)	(5)	(6)
ITEM NO	SMR CODE	CAGEC	PART NUMBER	DESCRIPTION AND USABLE ON CODES (UOC)	QTY
GROUP 10 ENGINE ASSEMBLY					
FIG. 91 GOVERNOR ACTUATOR ASSEMBLY					
1	PAFZZ	25567	DD04	.NUT,LKG	2
2	PAFZZ	96906	MS90725-6	SCREW,CAP.HEXAGON H	1
3	XBFZZ	25567	34211-017	BRACKET	1
4	PAFZZ	82465	31WLF51618	NUT,PLAIN,EXTENDED	4
5	PBFZZ	96906	MS90728-42	BOLT,MACHINE	4
6	PAFZZ	25567	22645-162	SCREW,CAP,HEX HD	2
7	PBFZZ	96906	MS35338-46	WASHER,LOCK	2
8	XBFZZ	25567	38811-123	MARKER,JACK	1
9	XBFZZ	05624	DYNC11220-300-24	ACTUATOR,CW ROTATIO	1
			V		
10	XBFZZ	25567	41881-377	BRACKET,MOUNTING WLDMNT	1
END OF FIGURE					

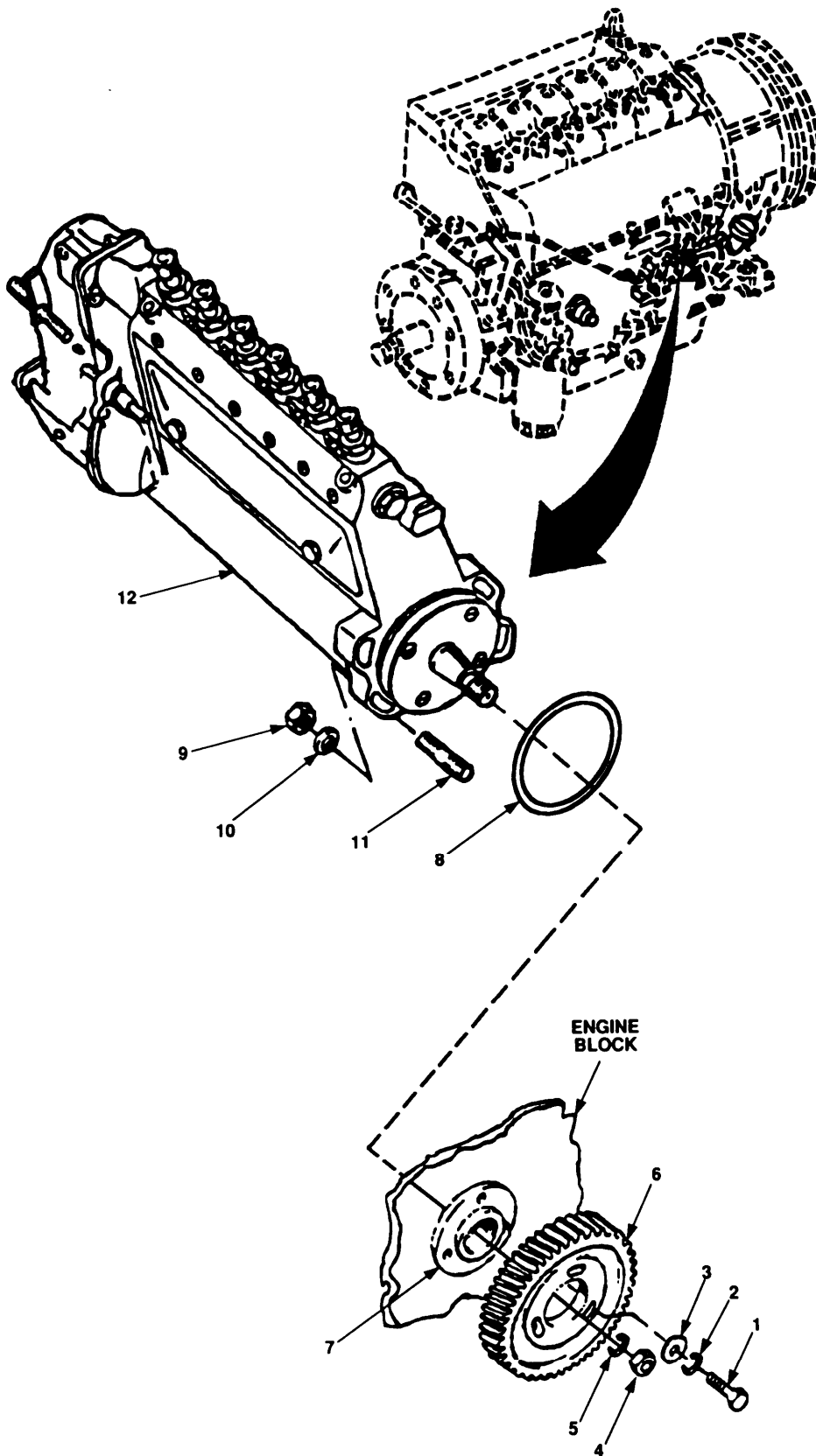


Figure 92. injection Pump and Drive

SECTION II		TM10-4320-344-24P-2			
(1)	(2)	(3)	(4)	(5)	(6)
ITEM NO	SMR CODE	CAGEC	PART NUMBER	DESCRIPTION AND USABLE ON CODES (UOC)	QTY
GROUP 10 ENGINE ASSEMBLY					
FIG. 92 INJECTION PUMP AND DRIVE					
1	PBFZZ	62445	1128196	.BOLT,MACHINE	3
2	PBFZZ	62445	110-7283	.WASHER,SPRING TENSI	3
3	PBFZZ	62445	213 2685	.WASHER,FLAT	3
4	PBFZZ	62445	1100169	.NUT,PLAIN,HEXAGON	1
5	PBFZZ	62445	2235118	.WASHER	1
6	PBFZZ	62445	2139287	.GEAR,HELICAL	1
7	PBFZZ	62445	2235117	.HUB,BODY	1
8	PAFZZ	62445	1166103	.PACKING,PREFORMED	1
9	PBFZZ	62445	110-2659	.NUT,PLAIN,CONE SEAT	4
10	PBFZZ	62445	110-7105	.WASHER,FLAT	4
11	PBFZZ	62445	1174190	.STUD	4
12	PBFLF	62445	415 1806	.PUMP,FUEL,METERING	1

END OF FIGURE

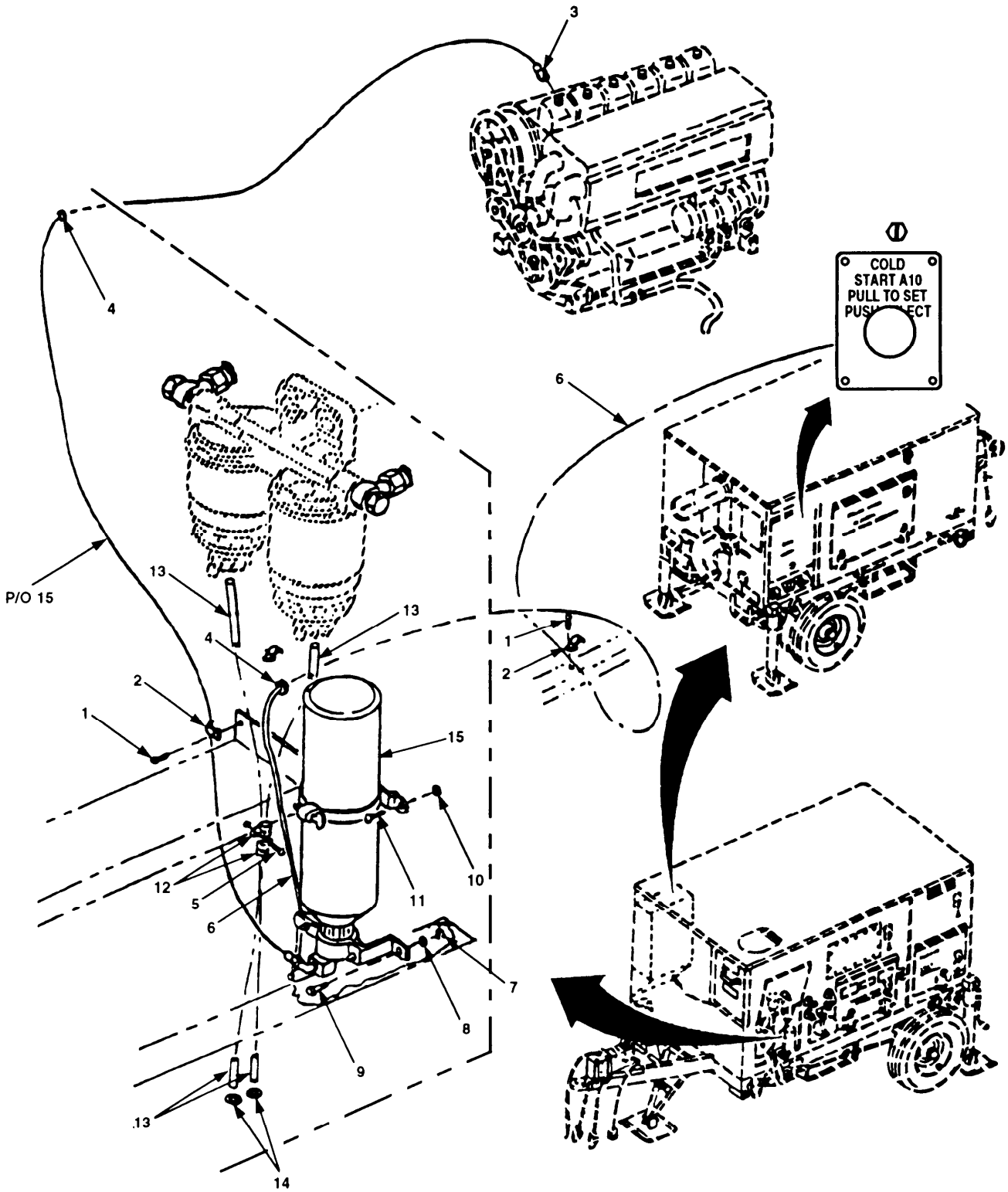


Figure 93. Cold Starting Aid

SECTION II (1)	SMR (2)	CAGEC (3)	TM10-4320-344-24P-2 PART NUMBER (4)	DESCRIPTION AND USABLE ON CODES (UOC)  GROUP 10 ENGINE ASSEMBLY  FIG. 93 COLD STARTING AID	(6)
ITEM NO	CODE				QTY
1	XBOZZ	61957	AD42BS	RIVET, BLIND	2
2	XBOZZ	28520	3323	CLAMP, LOOP	2
3	XBOZZ	53203	301040	BUSHING, ADAPTER	1
4	XBOZZ	70485	763	GROMMET, NONMETALLIC	2
5	XBOZZ	25567	21285-244	SCREW, TAP, PAN HD	2
6	PBOZZ	25567	44232-029	CABLE, CONT	1
7	XBOZZ	96906	MS51967-2	NUT, PLAIN, HEXAGON	2
8	XBOZZ	96906	MS35338-44	WASHER, LOCK	2
9	XBOZZ	96906	MS90725-3	SCREW, CAP, HEXAGON H	2
10	XBOZZ	82465	31WLF51618	NUT, PLAIN, EXTENDED	2
11	XBOZZ	82465	31WLF51618-.625	BOLT, SLFLKG	2
12	PBOZZ	25567	27111-315	CLAMP, LOOP	2
13	MOOZZ	25567	18523-366AR	TUBING, PLSTC MAKE FROM P/N 073-13 (25567), 25 IN. LONG	2
14	XBOZZ	70485	2426	GROMMET, NONMETALLIC	2
15	XB000	53203	20249	KIT, MECH, DSL START	1
END OF FIGURE					

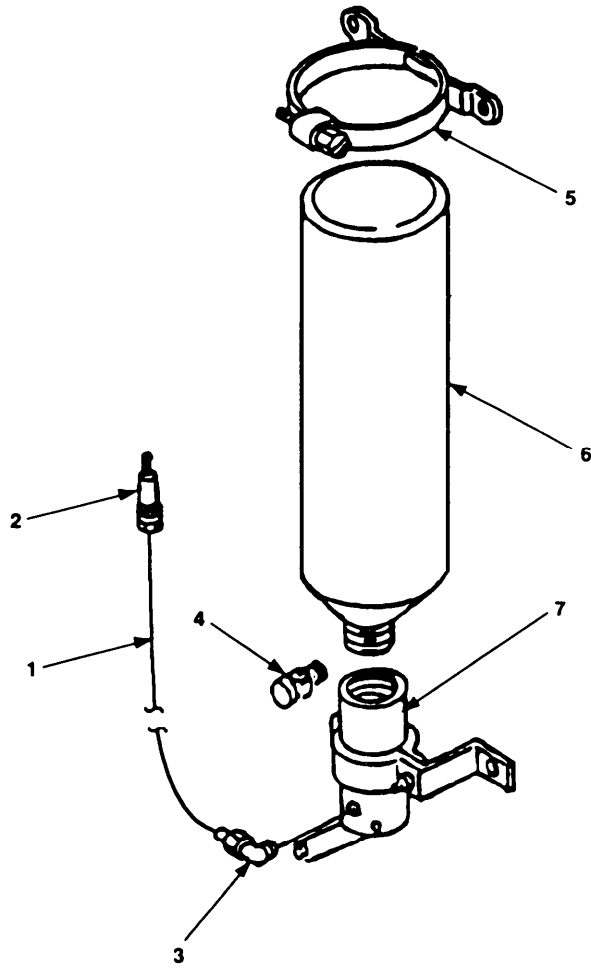


Figure 94. Cold Start Aid



SECTION II				TM10-4320-344-24P-2	
(1)	(2)	(3)	(4)	(5)	(6)
ITEM NO	SMR CODE	CAGEC	PART NUMBER	DESCRIPTION AND USABLE ON CODES (UOC)	QTY
GROUP 10 ENGINE ASSEMBLY					
FIG. 94 COLD START AID					
1	PBOZZ	53203	300046	.TUBING, NONMETALLIC	1
2	PBOZZ	53203	220 451	.ATOMIZER, ETHER STAR	1
3	XBOZZ	53203	300040	.ELBOW, TUBE FITTING 1/8 TAPER PIPE THREAD (NPT) TO 1/8 IN	1
4	XBOZZ	53203	300238	.STOP NUT ASSY, WIRE	1
5	XBOZZ	53203	300179	.CLAMP, MOUNTING, CYLI	1
6	PAOZZ	53203	20011	.CARTRIDGE, ENGINE ST	1
7	XBOZZ	53203	21249	.VALVE ASSY, FUEL	1
END OF FIGURE					

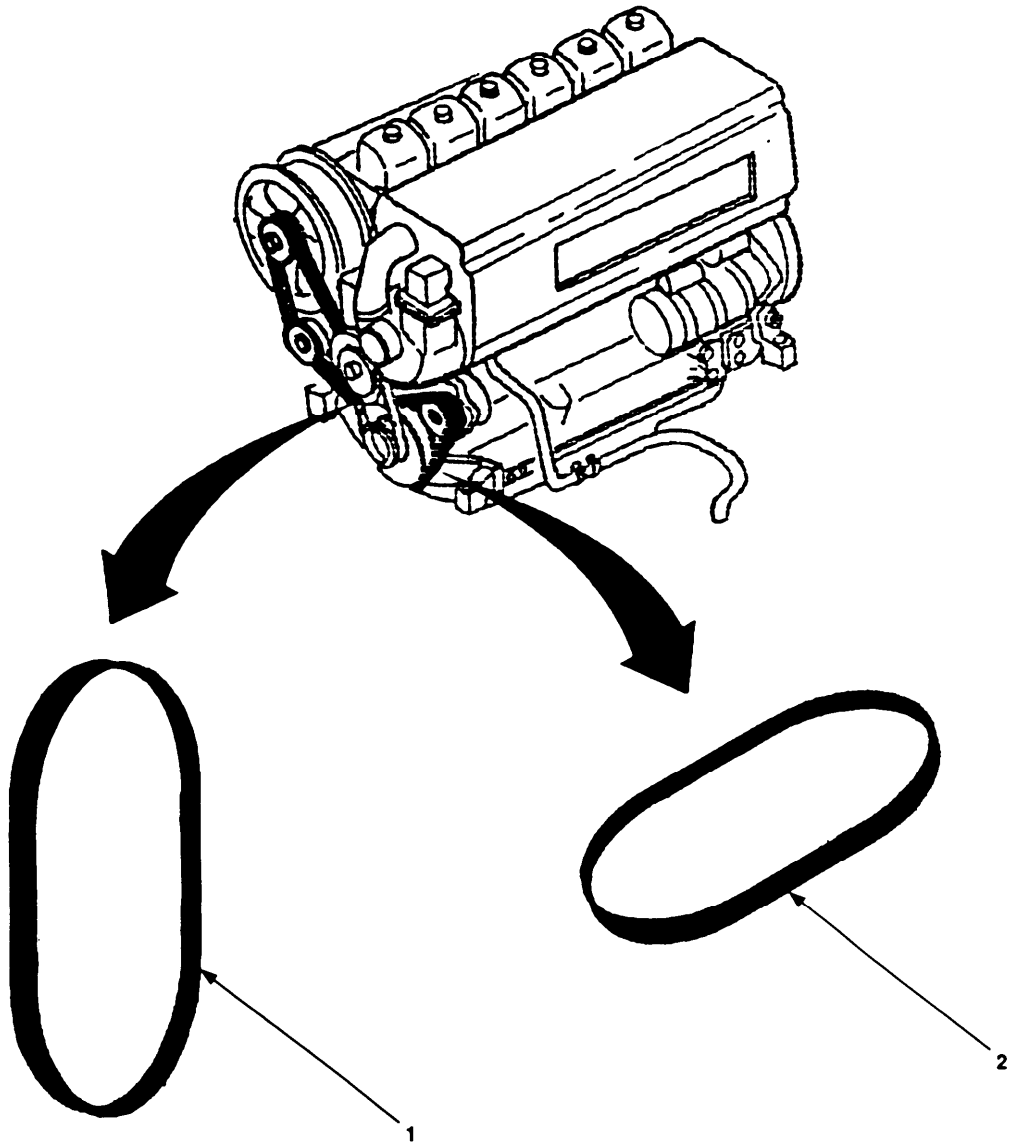


Figure 95. V-Belt and Alternator Belt

SECTION II		TM10-4320-344-24P-2			
(1)	(2)	(3)	(4)	(5)	(6)
ITEM NO	SMR CODE	CAGEC	PART NUM.BER	DESCRIPTION AND USABLE ON CODES (UOC)	QTY
				GROUP 10 ENGINE ASSEMBLY	
				FIG. 95 V-BELT AND ALTERNATOR BELT	
1	PAOZZ	62445	223 5816	.BELT,V	1
2	PAOZZ	62445	223-5180	.BELT,V ALTERNATOR	1
				END OF FIGURE	

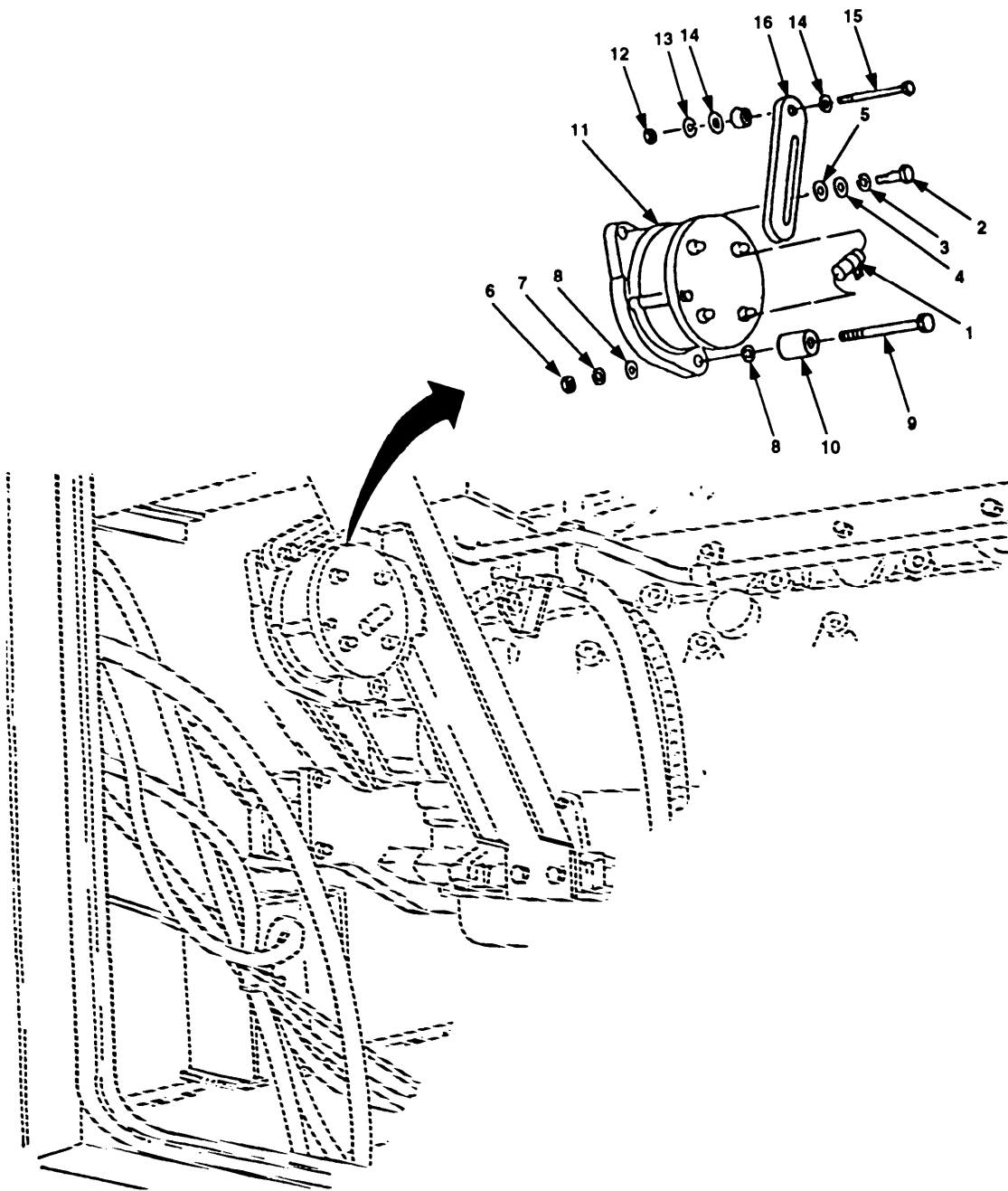


Figure 96. Generator Capacitor and Alternator

SECTION II (1)	SMR (2)	CAGEC (3)	TM10-4320-344-24P-2 PART NUMBER (4)	DESCRIPTION AND USABLE ON CODES (UOC)  GROUP 10 ENGINE ASSEMBLY  FIG. 96 GENERATOR CAPACITOR AND ALTERNATOR	(6)
ITEM NO	CODE				QTY
1	PAFZZ	31211	2-26	CAPACITOR, FIXED, PAP	1
2	XBOZZ	96906	MS90725-36	BOLT, MACHINE	1
3	XBOZZ	96906	MS35338-45	WASHER, LOCK	1
4	XBOZZ	25567	31143-091	SPACER	1
5	XBOZZ	96906	MS27183-13	WASHER, FLAT	1
6	XBOZZ	96906	MS51967-8	NUT, PLAIN, HEXAGON	1
7	XBOZZ	96906	MS35338-46	WASHER, LOCK	1
8	XBOZZ	96906	MS27183-15	WASHER, FLAT	2
9	XBOZZ	25567	B0622	SCREW, CAP, HEX HD	1
10	XBOZZ	25567	31411-221	SPACER	1
11	PAOZZ	68505	8AR3080F	ALTERNATOR, 24V, 35A	1
12	PAOZZ	62445	110-2659	NUT, PLAIN, CONE SEAT	1
13	PAOZZ	62445	110-2800	WASHER, LOCK	1
14	XBOZZ	62445	110-7105	WASHER, FLAT	2
15	XBOZZ	62445	111 1339	SCREW, CAP, HEXAGON H	1
16	XBOZZ	62445	415 0089	STRAP, ADJUSTING	1

END OF FIGURE

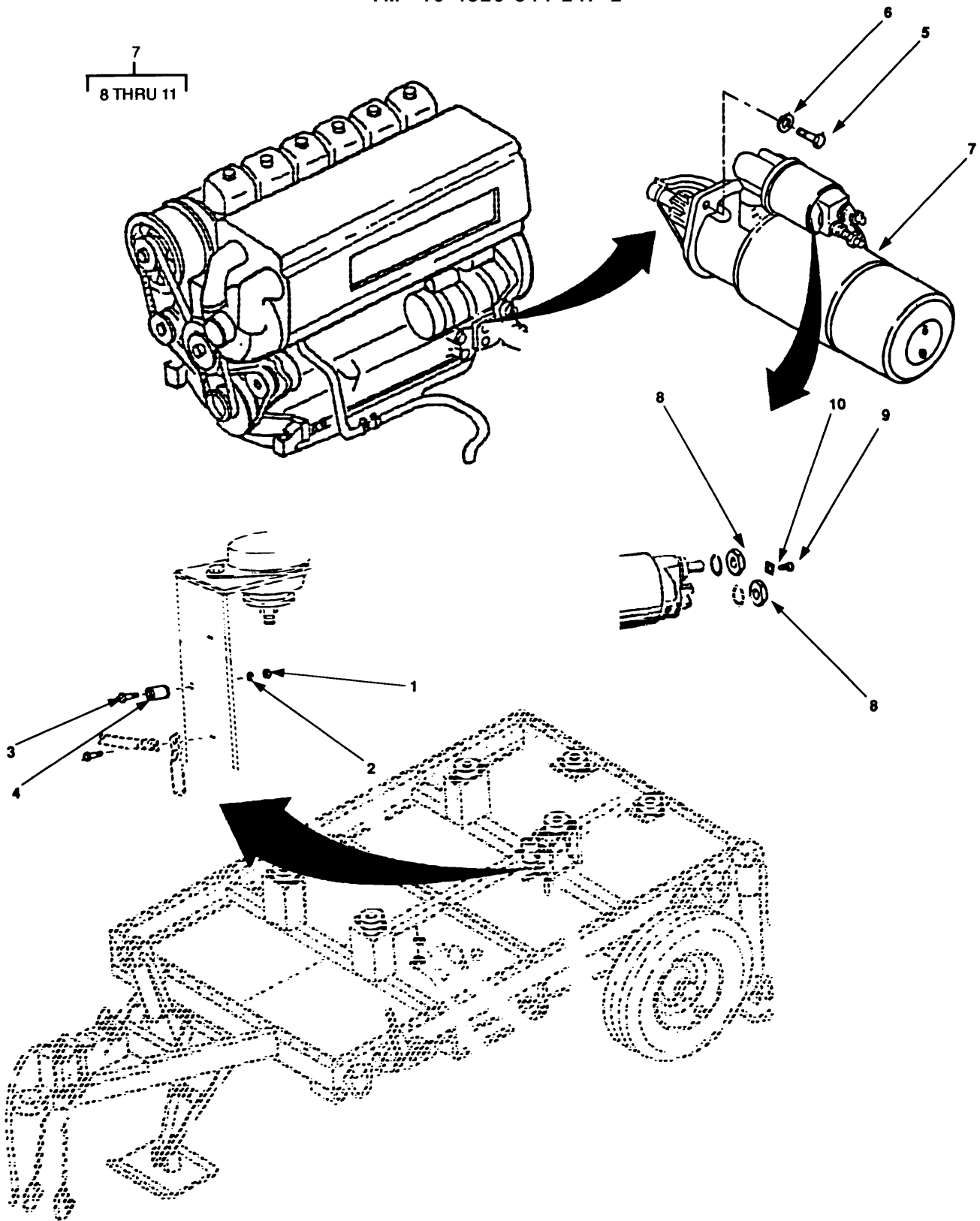


Figure 97. Starter Assembly

SECTION II				TM10-4320-344-24P-2	
(1)	(2)	(3)	(4)	(5)	(6)
ITEM NO	SMR CODE	CAGEC	PART NUMBER	DESCRIPTION AND USABLE ON CODES (UOC)	QTY
GROUP 10 ENGINE ASSEMBLY					
FIG. 97 STARTER ASSEMBLY					
1	PBOZZ	25567	D 06	NUT,PLAIN,HEXAGON	1
2	PBOZZ	96906	MS35338-41	WASHER,LOCK	1
3	PBOZZ	25567	X 06-02	SCREW,MACH,RD HD	1
4	PAOZZ	25567	27761-001	RECTIFIER,METALLIC	1
5	PBOZZ	62445	1112418	BOLT,MACHINE	3
6	PBOZZ	62445	1102800	WASHER,LOCK	5
7	PAOZF	62445	1173241	STARTER,ENGINE,ELEC	1
8	XBOZZ	62445	110 7602	.NUT,HEX	2
9	XBOZZ	62445	110 5501	.SCREW,MACHINE	1
10	XBOZZ	62445	132 0794	.CLAMP	1

END OF FIGURE

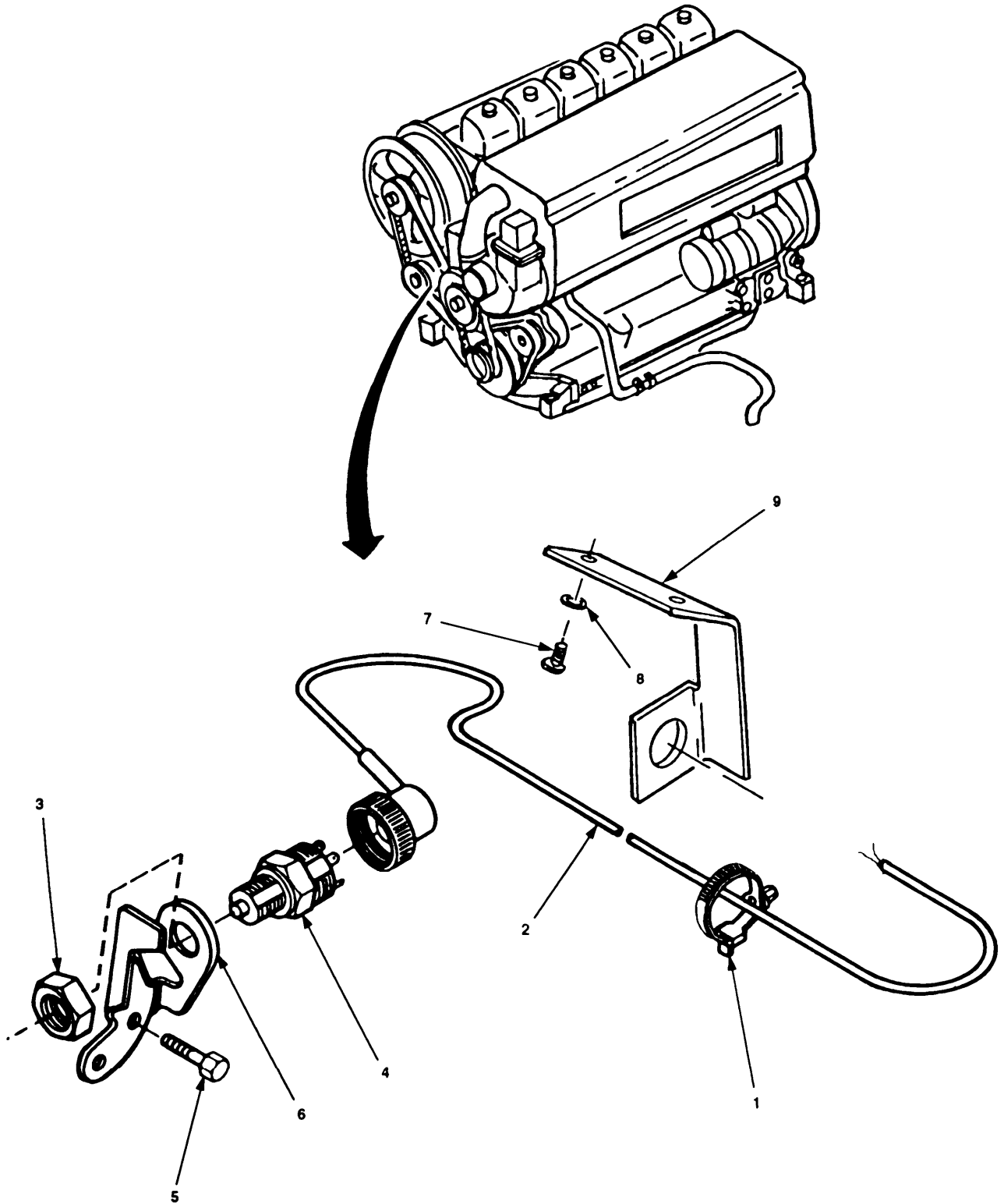


Figure 98. V-Belt Contact Switch



SECTION II				TM10-4320-344-24P-2	
(1)	(2)	(3)	(4)	(5)	(6)
ITEM NO	SMR CODE	CAGEC	PART NUMBER	DESCRIPTION AND USABLE ON CODES (UOC)	QTY
GROUP 10 ENGINE ASSEMBLY					
FIG. 98 V-BELT CONTACT SWITCH					
1	PAOZZ	62445	117 2979	.CLAMP, LOOP	1
2	PBOZZ	62445	224 8490	.CONNECTION, ELEC	1
3	PAOZZ	62445	110-1294	.NUT, PL HEX	1
4	PAOZZ	62445	419 1001	.SWITCH, ENGINE TEMPE	1
5	PBOZZ	62445	1171763	.SCREW, CAP, HEXAGON H	2
6	XBOZZ	62445	2245062	.BRACKET, ELEC SW	1
7	PAOZZ	19099	AAAAA	.SCREW	2
8	XBOZZ	62445	338 2693	.WASHER, FLAT	2
9	XBOZZ	62445	415 4610	.BRACKET, RETAINER	1

END OF FIGURE

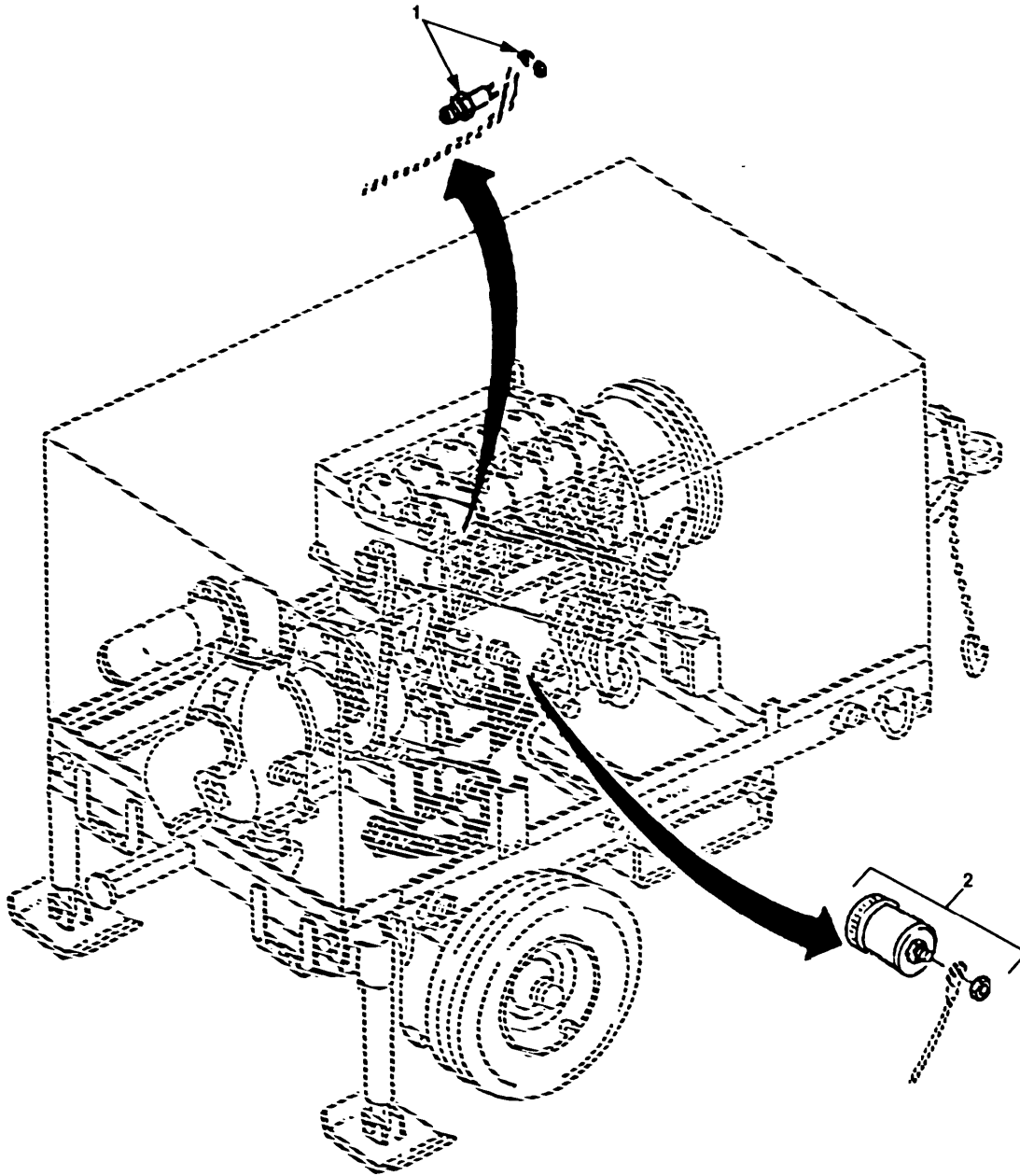


Figure 99. Engine Temperature Switch and Oil Pressure Transmitter

SECTION II				TM10-4320-344-24P-2	
(1)	(2)	(3)	(4)	(5)	(6)
ITEM NO	SMR CODE	CAGEC	PART NUMBER	DESCRIPTION AND USABLE ON CODES (UOC)	QTY
GROUP 10 ENGINE ASSEMBLY					
FIG. 99 ENGINE TEMPERATURE SWITCH AND OIL PRESSURE TRANSMITTER					
1	PAOZZ	62445	213 0498	.THERMOSWITCH ENGINE TEMPERATURE	1
2	PAOZZ	97945	2701-90095Y	SENDER,OIL PRESSURE	1
END OF FIGURE					

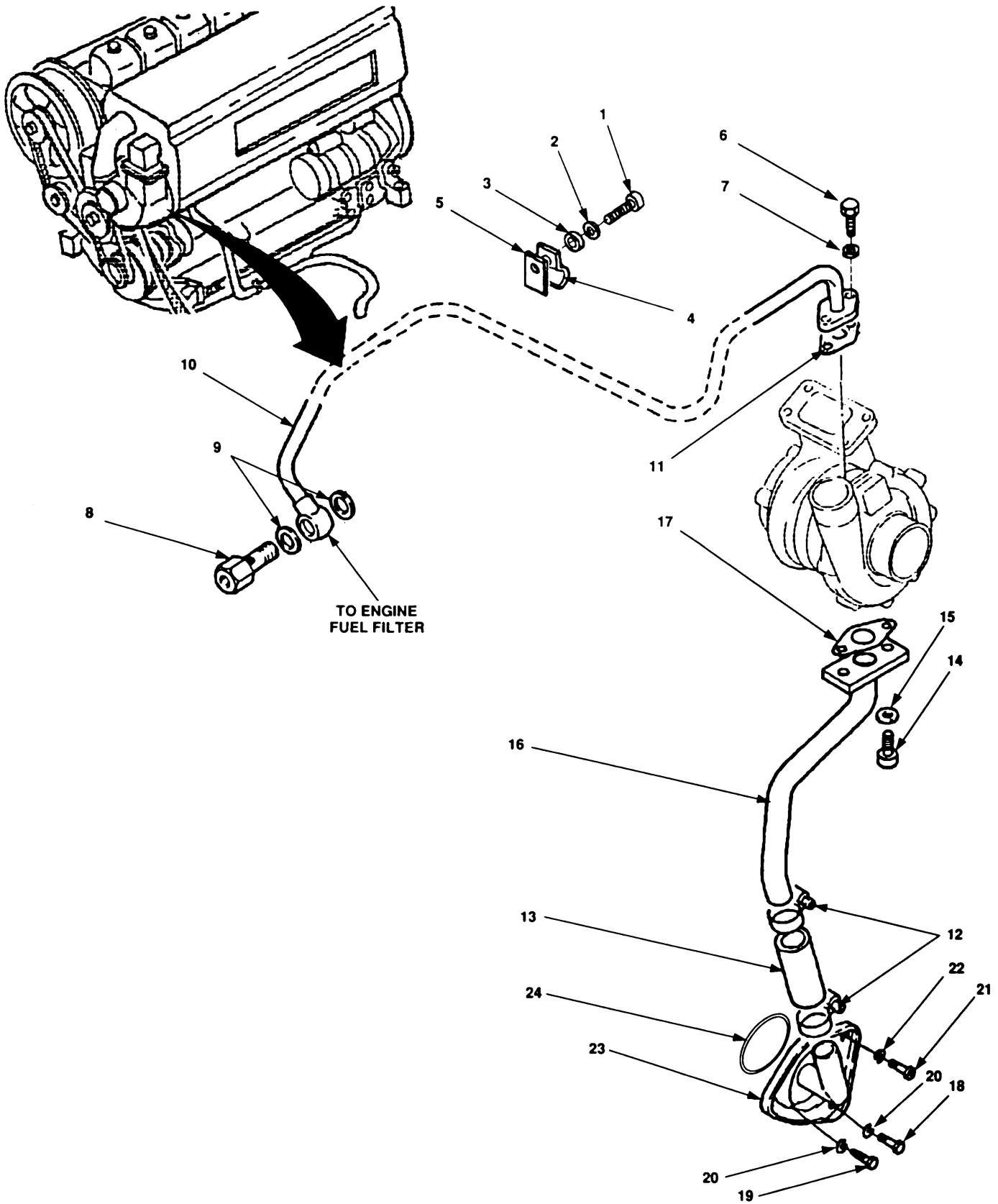


Figure 100. Turbocharger Oil Lines

SECTION II (1)	ITEM (2)	SMR (3)	TM10-4320-344-24P-2 (4)	PART (5)	DESCRIPTION AND USABLE ON CODES (UOC)	(6)
NO	CODE	CAGEC	NUMBER			QTY
GROUP 10 ENGINE ASSEMBLY						
FIG. 100 TURBOCHARGER OIL LINES						
1	PAOZZ	62445	112-6918		.SCREW,CAP, SOCKET HE	3
2	PAOZZ	62445	110-7548		.WASHER, FLAT	3
3	PAOZZ	62445	121 6143		.SEAL, PLAIN	3
4	PAOZZ	62445	121 6697		.STRAP, RETAINING	3
5	PAOZZ	62445	223 9471		.PLATE, END	3
6	PAOZZ	62445	111 2333		.SCREW, CAP, HEXAGON H	2
7	PBOZZ	62445	1107101		.WASHER, FLAT	2
8	PBOZZ	62445	223-5715		.BOLT, FLUID PASSAGE	1
9	PBOZZ	62445	111 8707		.PACKING, PREFORMED	2
10	PBOZZ	62445	223 4903		.TUBE, ASSY, METAL	1
11	PAOZZ	62445	2134266		.GASKET	1
12	PAOZZ	62445	117 3962		.HOSE CLAMP	2
13	XBOZZ	62445	117 5630		.HOSE, RUBBER	1
14	PB0ZZ	62445	1110577		.SCREW	2
15	PB0ZZ	62445	110-7548		.WASHER, FLAT	2
16	XBOZZ	62445	415 3069		.TUBE ASSY, METAL	1
17	PAOZZ	62445	415 3159		.GASKET	1
18	PBOZZ	62445	112 2399		.SCREW, CAP, HEXAGON H	1
19	PBFZZ	62445	1112295		.BOLT, MACHINE	1
20	PBOZZ	62445	1102799		.WASHER, LOCK	2
21	PBOZZ	62445	111 1336		.SCREW, CAP, HEXAGON H	1
22	PBOZZ	62445	1102800		.WASHER, LOCK	1
23	XBOZZ	62445	223 3056		.COVERENT VENT CRANK	1
24	PAFZZ	62445	1166110		.PACKING, PREFORMED	1

END OF FIGURE

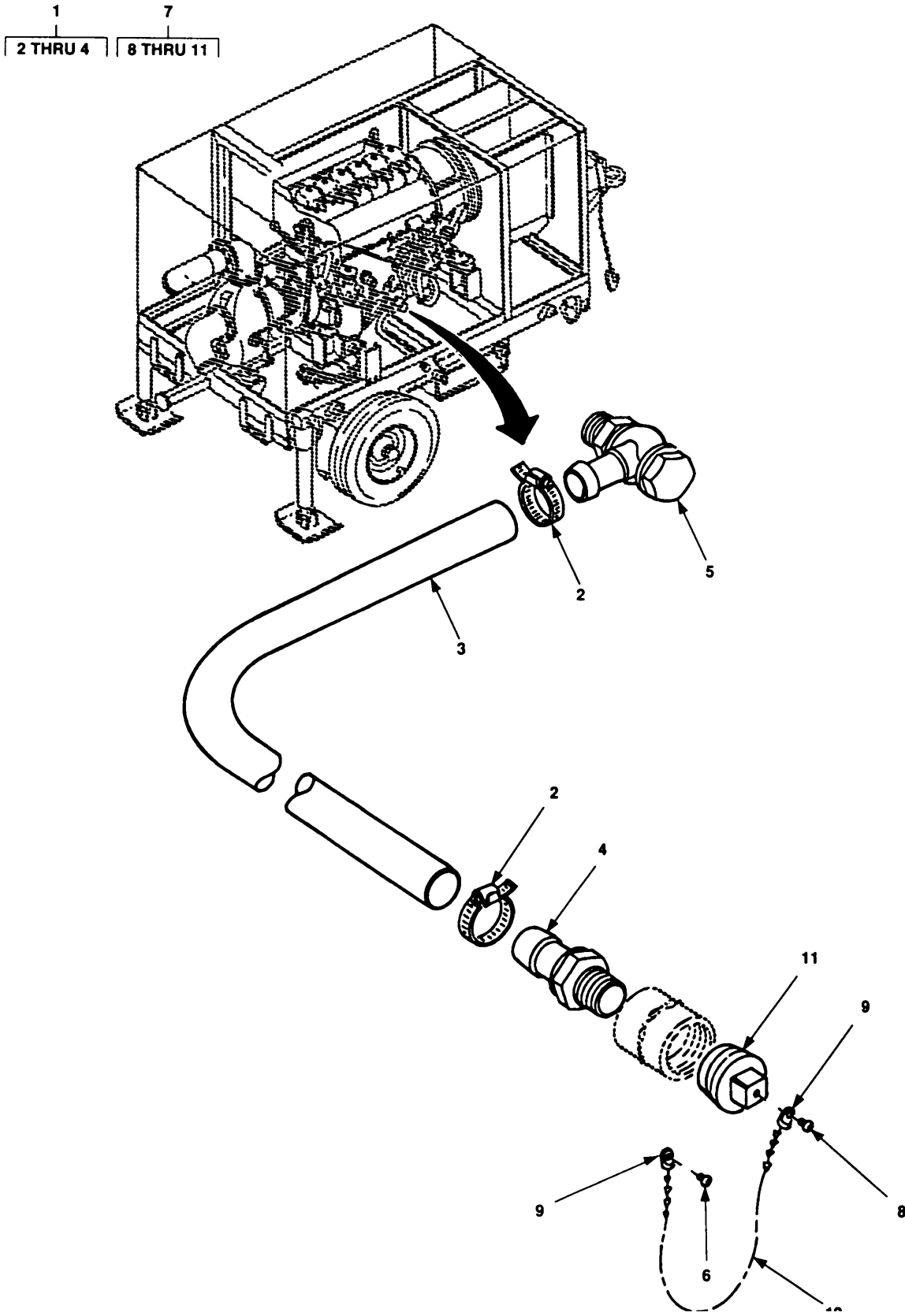


Figure 101. Engine Oil Drain

SECTION II		TM10-4320-344-24P-2			
(1)	(2)	(3)	(4)	(5)	(6)
ITEM NO	SMR CODE	CAGEC	PART NUMBER	DESCRIPTION AND USABLE ON CODES (UOC)	QTY
GROUP 10 ENGINE ASSEMBLY					
FIG. 101 ENGINE OIL DRAIN					
1	XBOZZ	25567	46341-017	HOSE ASSY	1
2	PAOZZ	35871	HAS12	.CLAMP,HOSE	2
3	MOOZZ	25567	31412-061	.HOSE MAKE FROM P/N 31412-061(25567)	1
4	XBOZZ	79470	10012B-112	) 24 IN LONG	1
5	XBOZZ	25567	46381-107	.ADAPTER,STRAIGHT,PI	1
6	XBOZZ	25567	21285-244	FITTING ASSY,BANJO	1
7	XBOZZ	25567	46381-004	SCREW,TAP,PAN HD	1
8	PAOZZ	25567	X 10-02S	PLUG ASSY,PIPE	1
9	PAOZZ	39428	3606T31	.SCREW,MACH,RD HD	1
10	MOOZZ	39428	3606T17	.COUPLING,BEAD CHAIN	2
11	XBOZZ	25567	31851-009	(CHAIN,RD NP BRS MAKE FROM P/N (3606T17) 6 IN. LONG	1
				.PLUG,PIPE	1
END OF FIGURE					

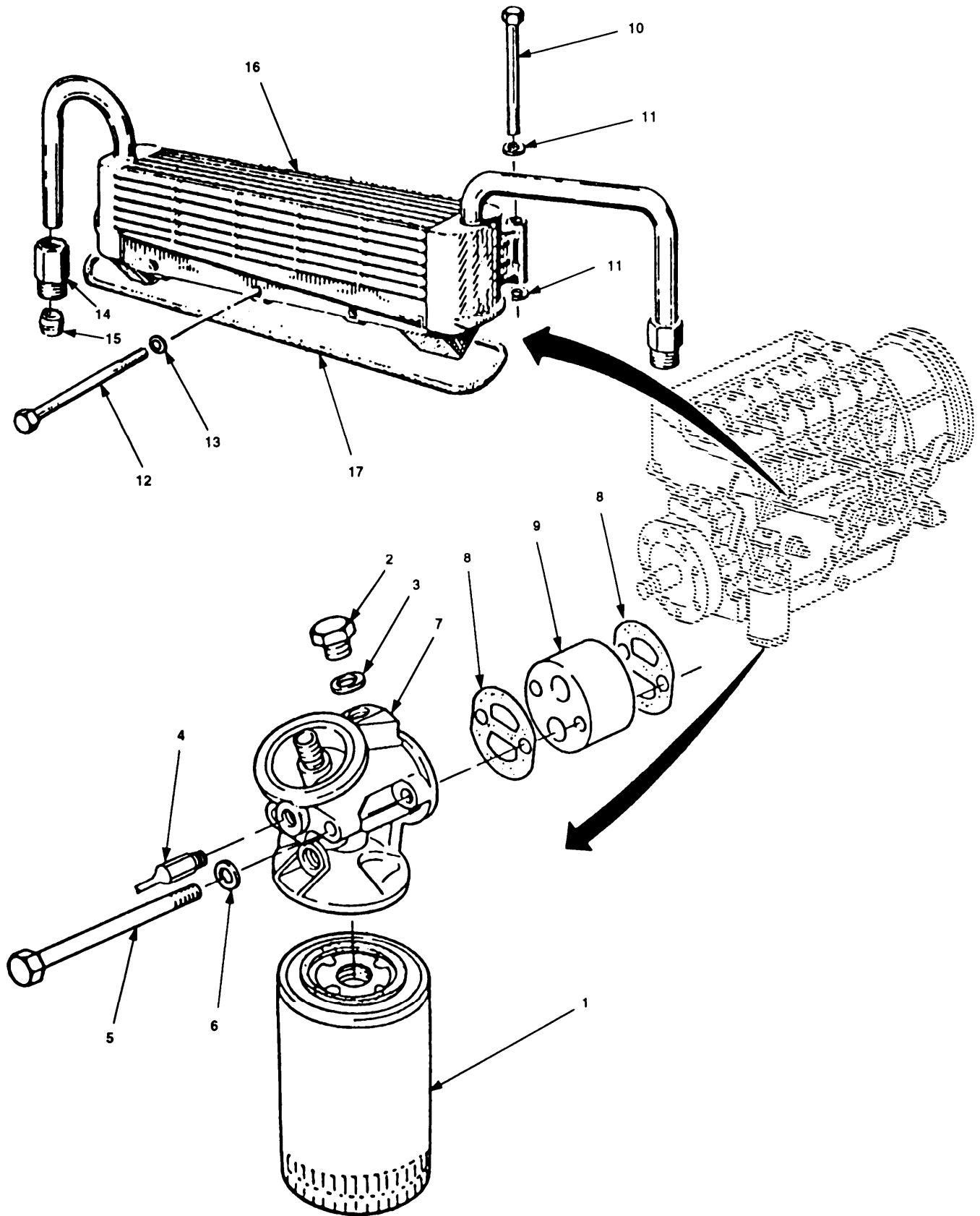


Figure 102. Oil/Filter, Oil Cooler and Sensors



SECTION II		TM10-4320-344-24P-2			
(1)	(2)	(3)	(4)	(5)	(6)
ITEM NO	SMR CODE	CAGEC	PART NUMBER	DESCRIPTION AND USABLE ON CODES (UOC)	QTY
GROUP 10 ENGINE ASSEMBLY					
FIG. 102 OIL FILTER, OIL COOLER AND SENSORS					
1	PAOZZ	62445	117-4421	.FILTER,FLUID	1
2	PBOZZ	62445	111-8960	.PLUG,MACHINE THREAD	1
3	PAOZZ	62445	111-8693	.WASHER,FLAT	1
4	PAOZZ	62445	117-6023	.TRANSMITTER,PRESSUR	1
5	XBOZZ	62445	111 1382	.BOLT	2
6	PBOZZ	62445	110-7105	.WASHER,FLAT	2
7	XBOZZ	62445	223 4457	.SUPPORT	1
8	XBOZZ	62445	415 4482	.GASKET	2
9	XBOZZ	62445	223 4896	.ADAPTER	1
10	PBOZZ	62445	111 1191	.BOLT,HEX	2
11	PBOZZ	62445	121 6127	.WASHER,FLAT	4
12	PBOZZ	62445	111 1092	.BOLT,HEX	3
13	PBOZZ	62445	110-7095	.WASHER,LOCK	3
14	PBOZZ	62445	2232281	.LOCKNUT,TUBE FITTIN	1
15	PBOZZ	62445	1216511	.SLEEVE,COMPRESSION	1
16	XBOZZ	62445	223 0418	.COOLER,LUB OIL	1
END OF FIGURE					

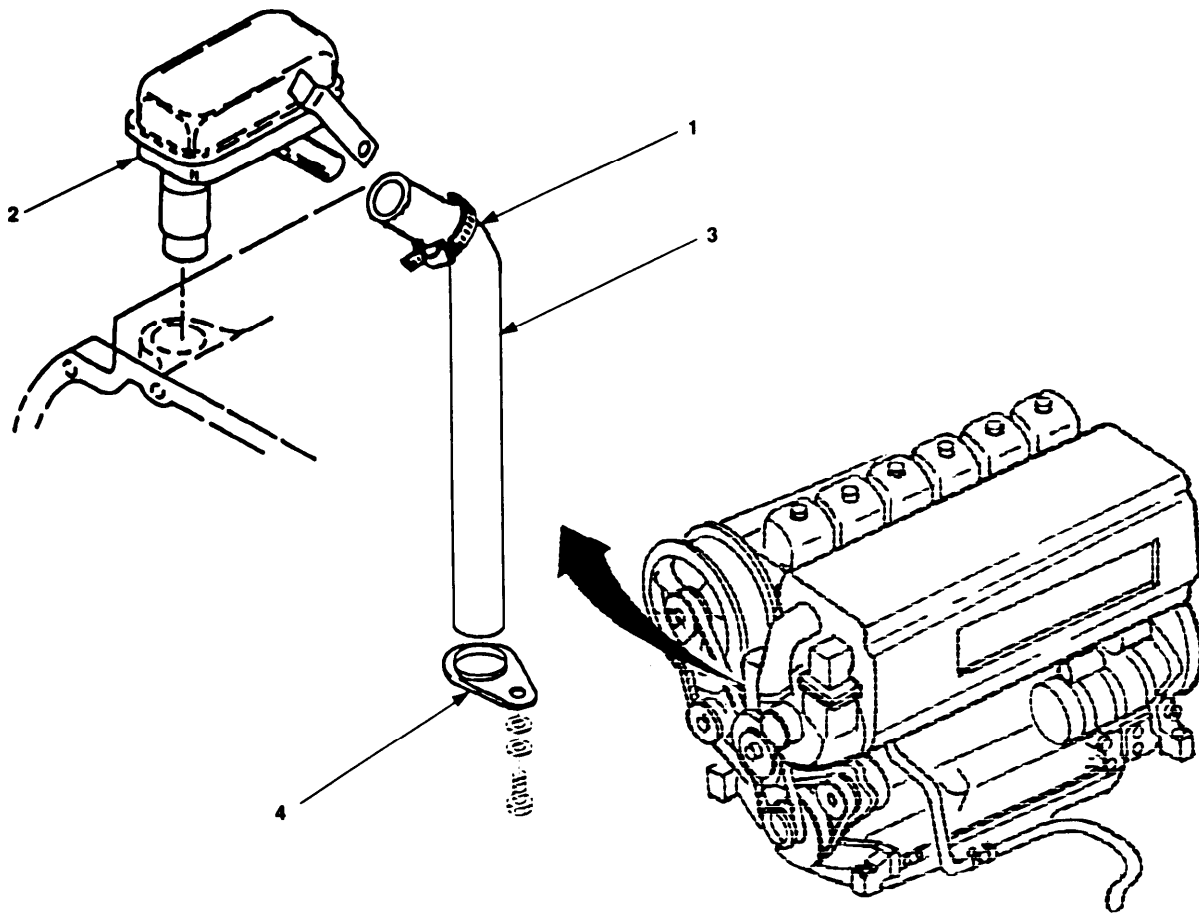


Figure 103. Air Breather

SECTION II					
(1)	(2)	(3)	(4)	(5)	(6)
ITEM	SMR		PART		
NO	CODE	CAGEC	NUMBER	DESCRIPTION AND USABLE ON CODES (UOC)	QTY
				GROUP 10 ENGINE ASSEMBLY	
				FIG. 103 AIR BREATHER	
1	XDOZZ	35871	HAS12	.CLAMP, HOSE.....	1
2	XBOZZ	62445	223 8156	.BREATHER .....	1
3	PAOZZ	62445	140 0708	.HOSE, NONMETALLIC .....	1
4	XBOZZ	62445	2138266	.PLATE, RETAINING .....	1

END OF FIGURE

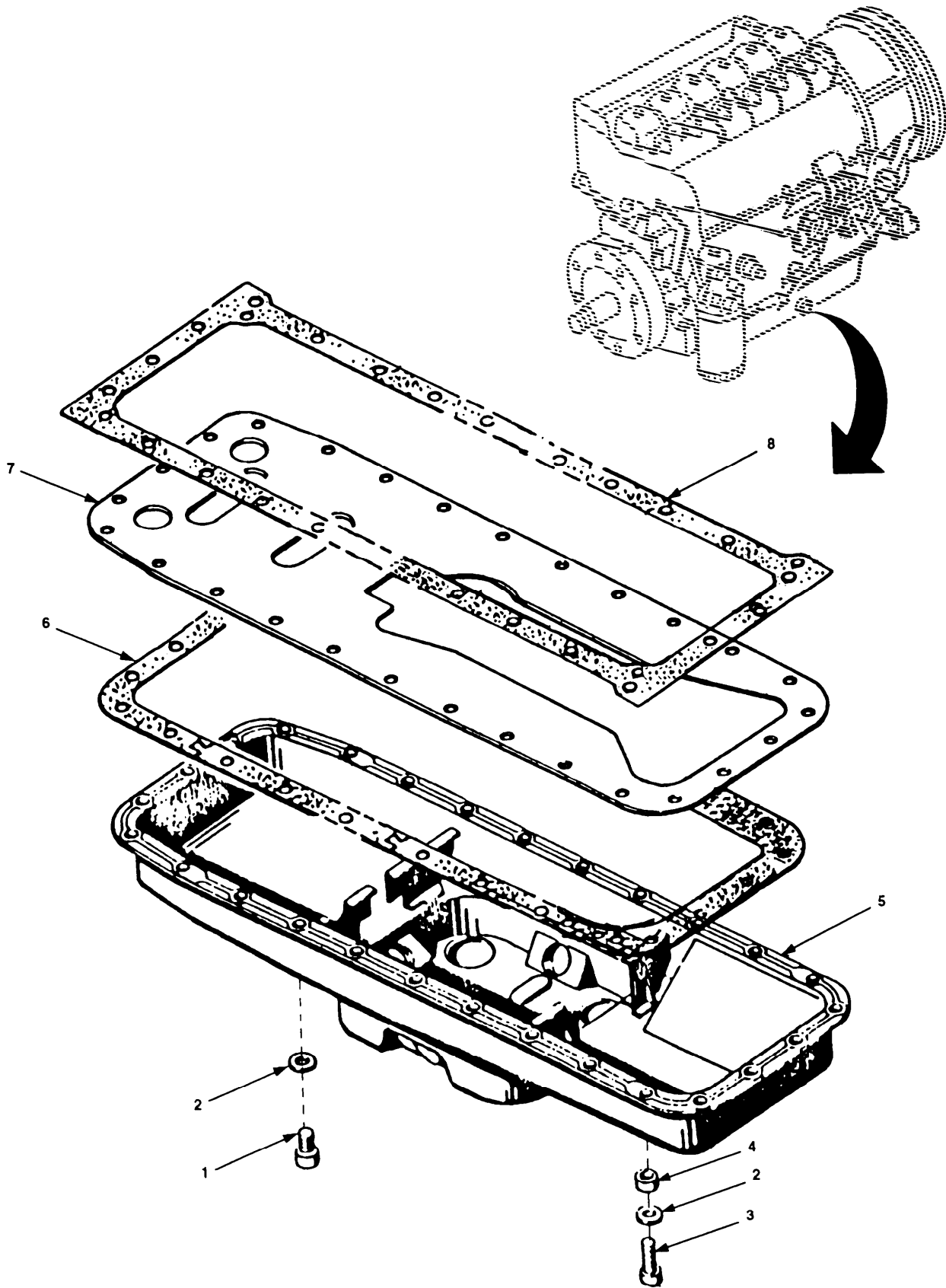


Figure 104. Oil Pan

SECTION II				TM10-4320-344-24P-2	
(1)	(2)	(3)	(4)	(5)	(6)
ITEM NO	SMR CODE	CAGEC	PART NUMBER	DESCRIPTION AND USABLE ON CODES (UOC)	QTY
GROUP 10 ENGINE ASSEMBLY					
FIG. 104 OIL PAN					
1	XBFZZ	62445	1102193	.SCREW	26
2	XBFZZ	62445	110-7548	.WASHER, FLAT	27
3	XBFZZ	62445	111 0573	.SCREW	1
4	XBFZZ	62445	1216151	.BUSHING, SLEEVE	1
5	XBFFF	62445	336 2601	.PAN, OIL	1
6	PAFZZ	62445	2136720	.GASKET	1
7	XBFZZ	62445	2230761	.BOTTOM PLATE, OIL PA	1
8	PAFZZ	62445	3362581	.GASKET	1
END OF FIGURE					

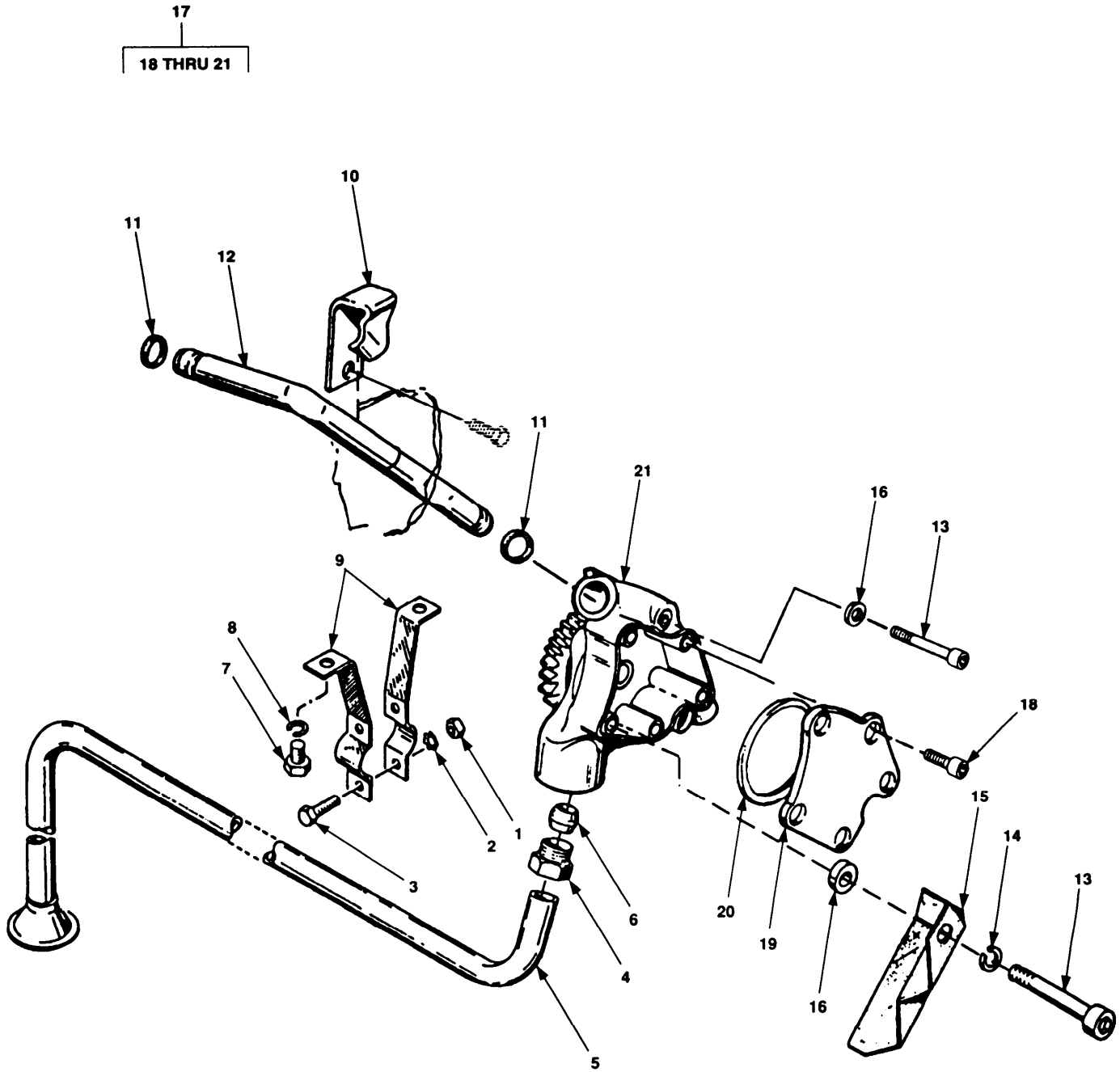


Figure 105. Oil Pump Assembly

SECTION II (1)	SMR (2)	CAGEC (3)	TM10-4320-344-24P-2 PART NUMBER (4)	DESCRIPTION AND USABLE ON CODES (UOC) (5)	QTY (6)
				GROUP 10 ENGINE ASSEMBLY	
				FIG. 105 OIL PUMP ASSEMBLY	
1	PBFZZ	62445	111-2813	.NUT,PLAIN,HEXAGON	2
2	PBFZZ	62445	111 7861	.WASHER, LOCK	2
3	PBFZZ	62445	110-3316	.BOLT,MACHINE	2
4	XBFZZ	62445	121 0230	.NUT,CAP SCREW	1
5	XBFZZ	62445	2139771	.TUBE ASSY,METAL	1
6	XBFZZ	62445	1210231	.SLEEVE,COMPRESSION	1
7	XBFZZ	62445	111 2297	.BOLT,HEX	2
8	XBFZZ	62445	1102799	.WASHER,LOCK	2
9	XBFZZ	62445	2134631	.BRACKET,PIPE	1
10	XBFZZ	62445	223 7494	.SPRING,YOKE	1
11	XBFZZ	62445	1174605	.GASKET	2
12	XBFZZ	62445	2239984	.TUBE,BENT,MTLC	1
13	XBFZZ	62445	1110606	.SCREW,CAP,SOCKET HE	2
14	XBFZZ	62445	111-9610	.WASHER,LOCK	1
15	XBFZZ	62445	2238751	.SHIELD,PUMP OIL	1
16	PAFZZ	62445	1172303	.WASHER,FLAT	2
17	PBFZZ	62445	2130385	.PUMP,OIL,LUBE	1
18	XAFZZ	36719	223-7346	..SCREW,CAP,SOCKET HE	5
19	XAFZZ	36719	223-7234	..COVER	1
20	XAFZZ	36719	213-7612	..PACKING,PREFORMED	1
21	PBFZF	36719	223-7923	..OIL PUMP ASSEMBLY,E	1

END OF FIGURE

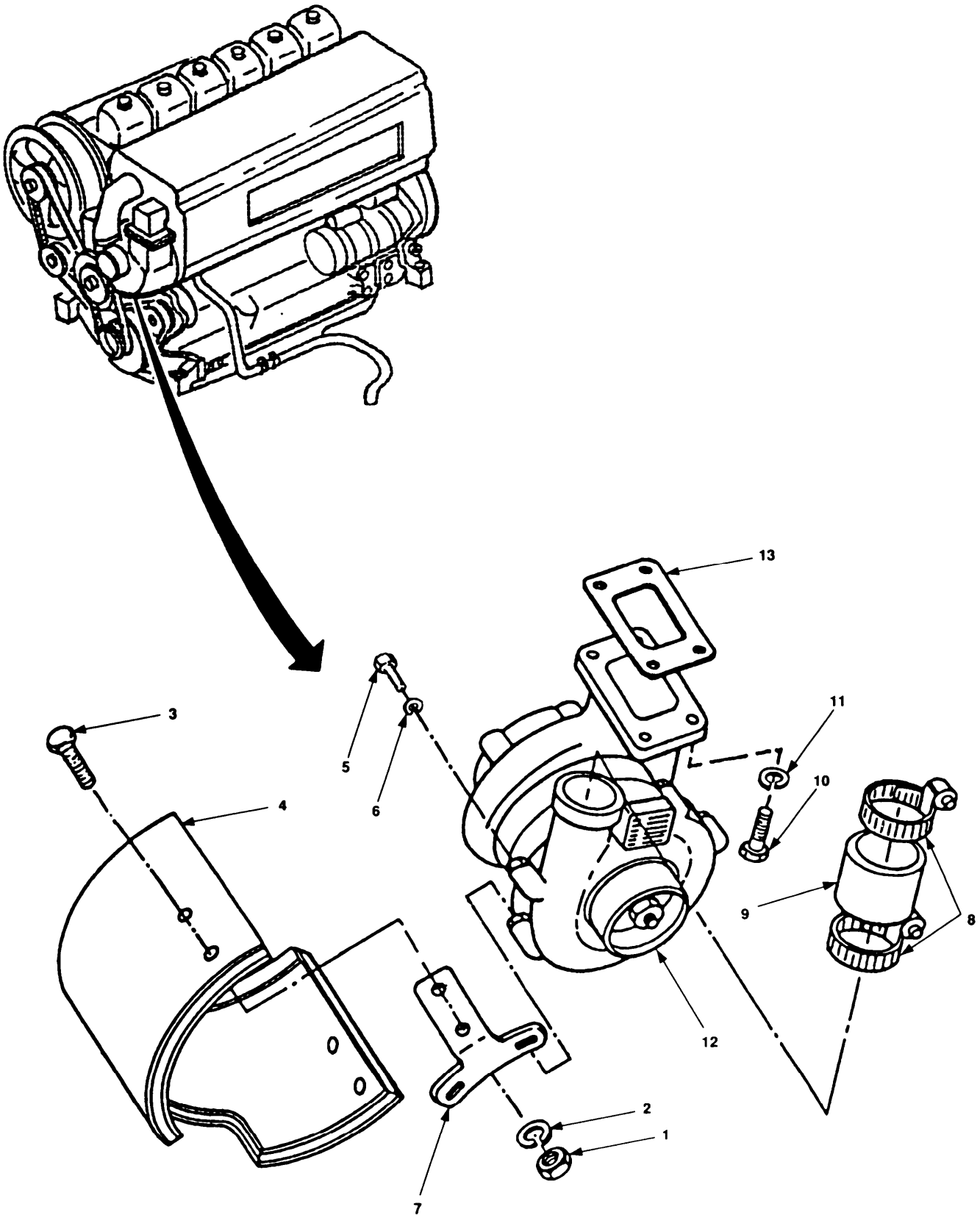


Figure 106. Turbocharger Assembly



SECTION II (1)	SMR (2)	CAGEC (3)	TM10-4320-344-24P-2 PART (4)	DESCRIPTION AND USABLE ON CODES (UOC) (5)	QTY (6)
ITEM NO	CODE		NUMBER		
GROUP 10 ENGINE ASSEMBLY					
FIG. 106 TURBOCHARGER ASSEMBLY					
1	PAOZZ	62445	111-2813	.NUT,PLAIN,HEXAGON	4
2	PAOZZ	62445	110-2797	.WASHER,LOCK	4
3	PAOZZ	62445	110-3316	.BOLT,MACHINE	4
4	XBOZZ	62445	415 1774	.SHIELD,AIR	1
5	PAFZZ	62445	130 9605	.SCREW,CAP,HEXAGON H	4
6	PAOZZ	62445	110-7095	.WASHER,LOCK	4
7	XBOZZ	62445	223 2033	.BRACKET	2
8	PBOZZ	62445	117 3971	.CLAMP,HOSE	2
9	PBOZZ	62445	117-5634	.HOSE,PREFORMED	1
10	PAOZZ	62445	347 0246	.SCREW,CAP,HEXAGON H	4
11	PAOZZ	62445	110 7550	.WASHER,FLAT	4
12	PAOLF	62445	223 5352	.TURBOSUPERCHARGER,N	1
13	PAOZZ	36719	2137909	.GASKET	1

END OF FIGURE

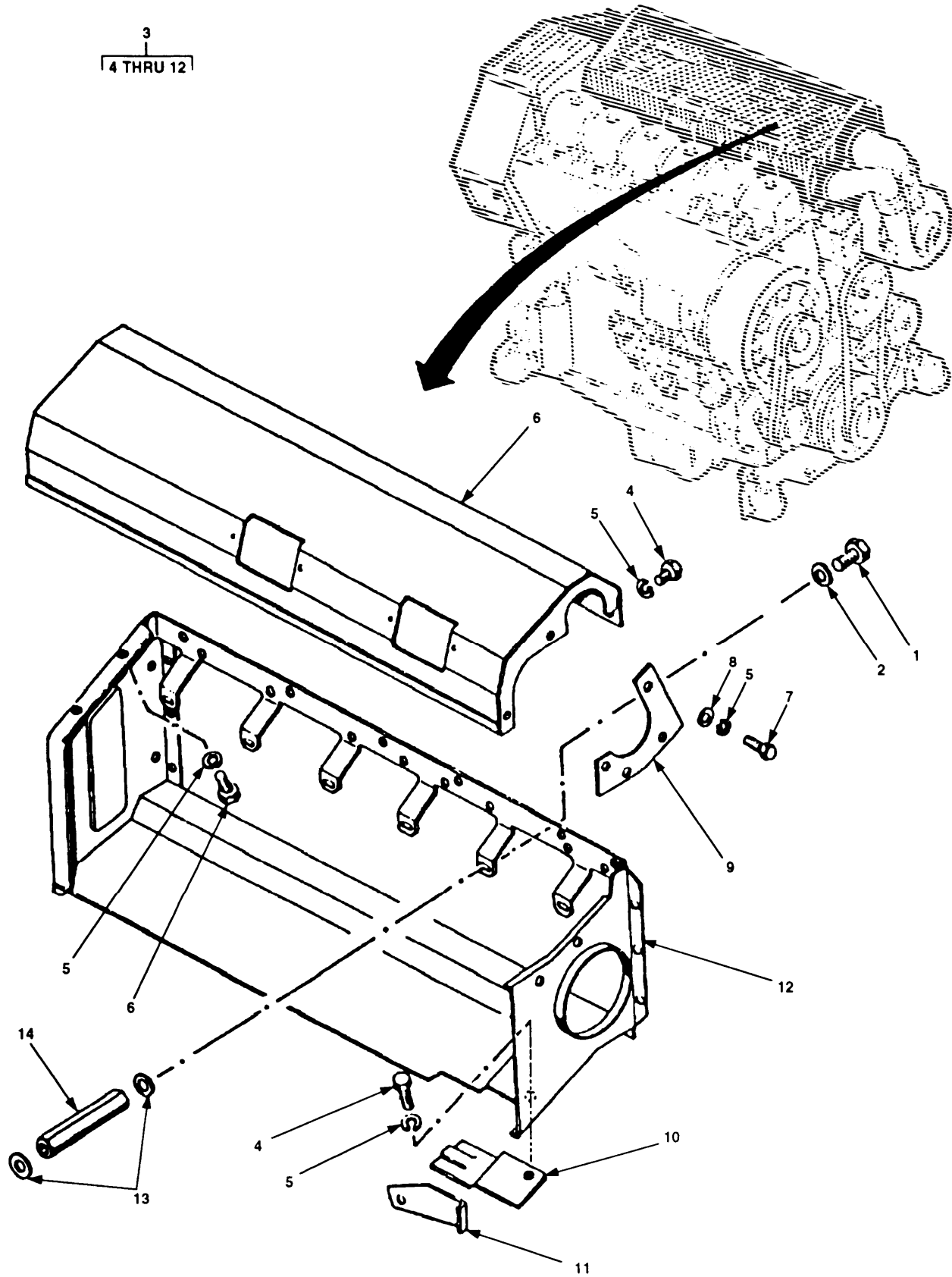


Figure 107. Manifold cowling Assembly

SECTION II (1)	ITEM (2)	SMR (3)	TM10-4320-344-24P-2 (4)	(5)	(6)
NO	CODE	CAGEC	PART NUMBER	DESCRIPTION AND USABLE ON CODES (UOC)	QTY
GROUP 10 ENGINE ASSEMBLY					
FIG. 107 MANIFOLD COWLING ASSEMBLY					
1	PBOZZ	62445	111-2322	.SCREW,CAP,HEXAGON H	6
2	PBOZZ	62445	117 4764	.WASHER	6
3	XBOZZ	62445	213 8442	.OUTLET FRAME,AIR	1
4	XBOZZ	62445	111-2232	..BOLT	7
5	PBOZZ	62445	1102797	..WASHER	13
6	XBOZZ	62445	213 5737	..COVER, TOP	1
7	XBOZZ	62445	111-2240	..BOLT,MACHINE	6
8	PBOZZ	62445	110-7095	..WASHER, LOCK	4
9	XBOZZ	62445	213 5748	..PLATE,COVER	1
10	XBOZZ	62445	213 8417	..PLATE.END	1
11	XBOZZ	62445	213 8415	..PLATE,COVER	1
12	XBOZZ	62445	223 9458	..COVER,BOTTOM	1
13	PBOZZ	62445	121 6108	.WASHER,FLAT	12
14	XBOZZ	62445	213 5736	.EXTENSION,THD	6
END OF FIGURE					

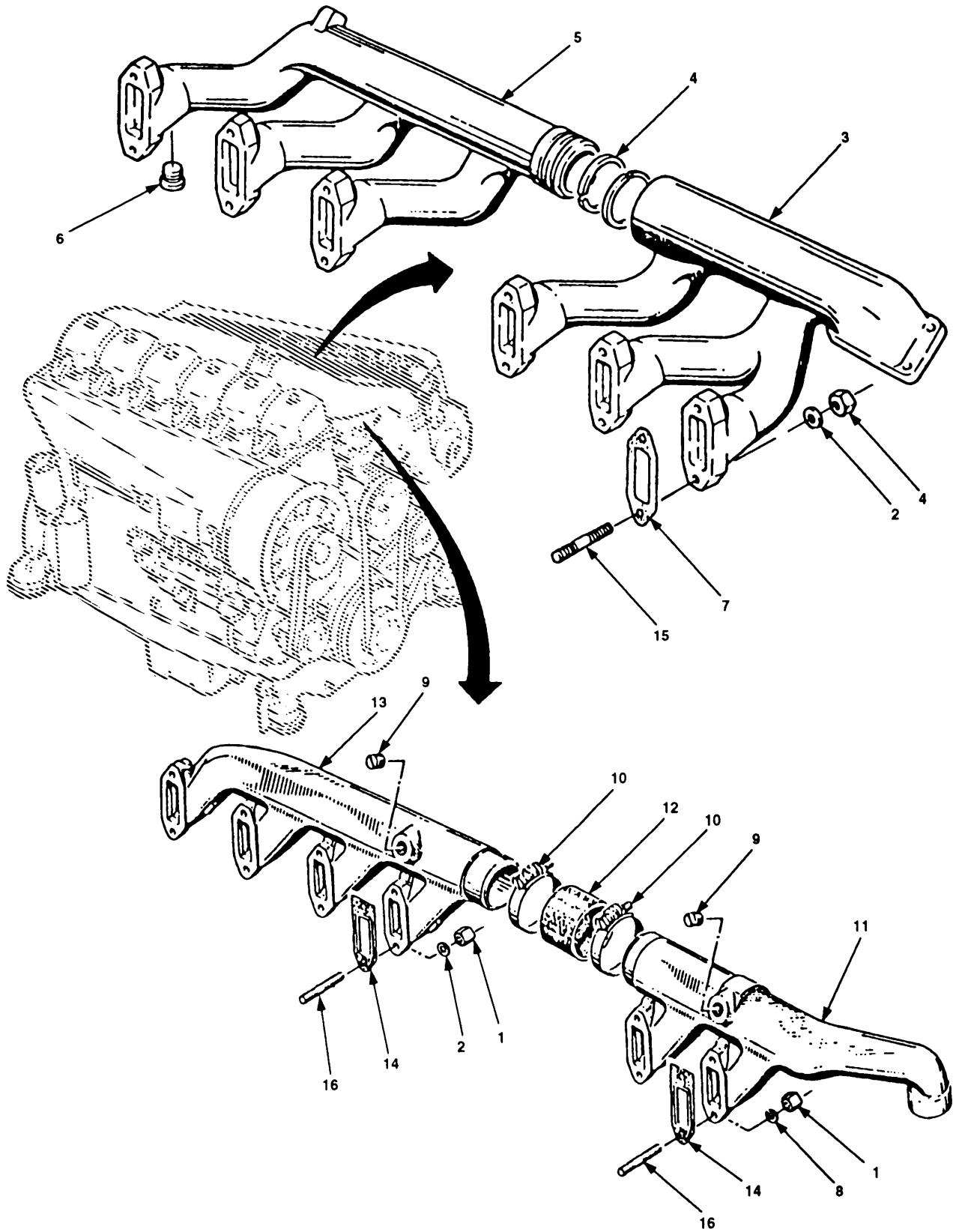


Figure 108. Intake/Exhaust System Manifolds

SECTION II		TM10-4320-344-24P-2			
(1)	(2)	(3)	(4)	(5)	(6)
ITEM NO	SMR CODE	CAGEC	PART NUMBER	DESCRIPTION AND USABLE ON CODES (UOC)	QTY
GROUP 10 ENGINE ASSEMBLY					
FIG. 108 INTAKE/EXHAUST SYSTEM MANIFOLDS					
1	PBOZZ	62445	241 1054	.NUT, PLAIN, HEXAGON	24
2	PBOZZ	62445	1107101	.WASHER, FLAT	18
3	XBOZZ	62445	213-4045	.MANIFOLD, EXH	1
4	XBOZZ	36719	116-2449	.RING, MANIFOLD	2
5	XBOZZ	62445	223-8548	.MANIFOLD, EXHAUST	1
6	XBOZZ	62445	112 5788	.PLUG, MACHINE THREAD	1
7	PAOZZ	36719	3371689	.GASKET	6
8	PAOZZ	62445	110-1492	.WASHER, LOCK	6
9	PBOZZ	62445	116 5789	.PLUG, MACHINE THREAD	2
10	PAOZZ	62445	117 3627	.CLAMP, HOSE	2
11	XBOZZ	62445	213 4064	.MANIFOLD, INTAKE	1
12	PBOZZ	62445	117 3631	.SLEEVE, SEAL, COUPLER	1
13	XBOZZ	62445	2134712	.MANIFOLD, INTAKE	1
14	PAOZZ	36719	223 0704	.GASKET	6
15	XBOZZ	62445	117 7087	.STUD	12
16	XBOZZ	62445	113 6481	.STUD, PLAIN	12
END OF FIGURE					

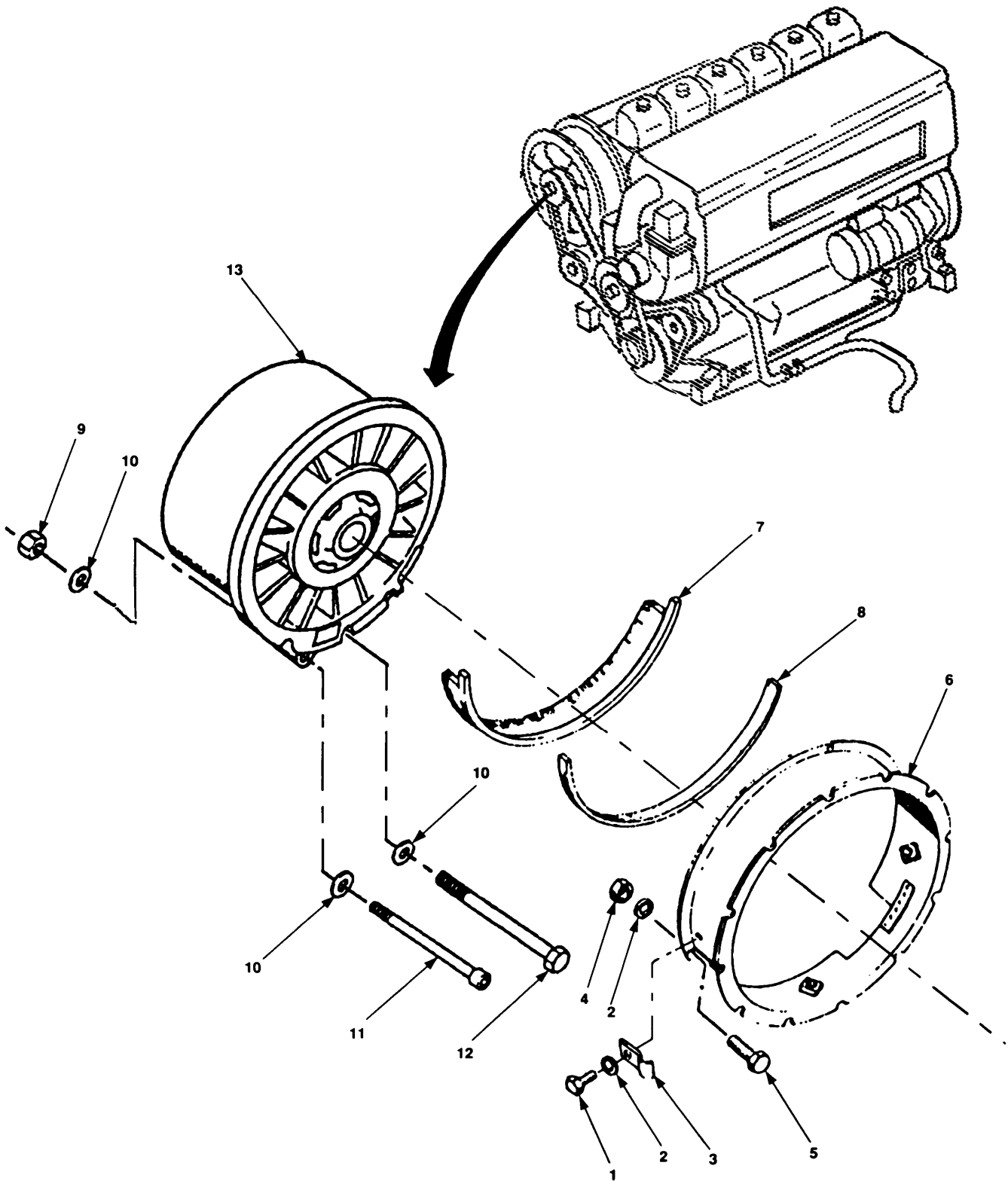


Figure 109. Cooling Air Blower Assembly

SECTION II		TM10-4320-344-24P-2			
(1)	(2)	(3)	(4)	(5)	(6)
ITEM	SMR		PART		
NO	CODE	CAGEC	NUMBER	DESCRIPTION AND USABLE ON CODES (UOC)	QTY
				GROUP 10 ENGINE ASSEMBLY	
				FIG. 109 COOLING AIR BLOWER ASSEMBLY	
1	XBOZZ	62445	111 2232	.BOLT	3
2	PBOZZ	62445	110-7095	.WASHER, LOCK	7
3	XBOZZ	62445	116 8140	.CLIP, PIPE	3
4	PBOZZ	62445	111-2813	.NUT, PLAIN, HEXAGON	4
5	PBOZZ	62445	111-2264	.BOLT, MACHINE	4
6	XBOZZ	62445	223 4922	.HOUSING, AIR FEED	1
7	XBOZZ	62445	223 4943	.SEALING BRUSH	1
8	XBOZZ	62445	140 1420	.GASKET	1
9	PBOZZ	62445	111-2824	.NUT, PLAIN, HEXAGON	1
10	PBOZZ	62445	1107101	.WASHER, FLAT	5
11	PBOZZ	62445	110 3735	.SCREW, CAP, HEXAGON H	1
12	PBOZZ	62445	111 1218	.SCREW, CAP, HEXAGON H	3
13	PBOFF	62445	223 5461	.BLOWER, COOLING	1

END OF FIGURE

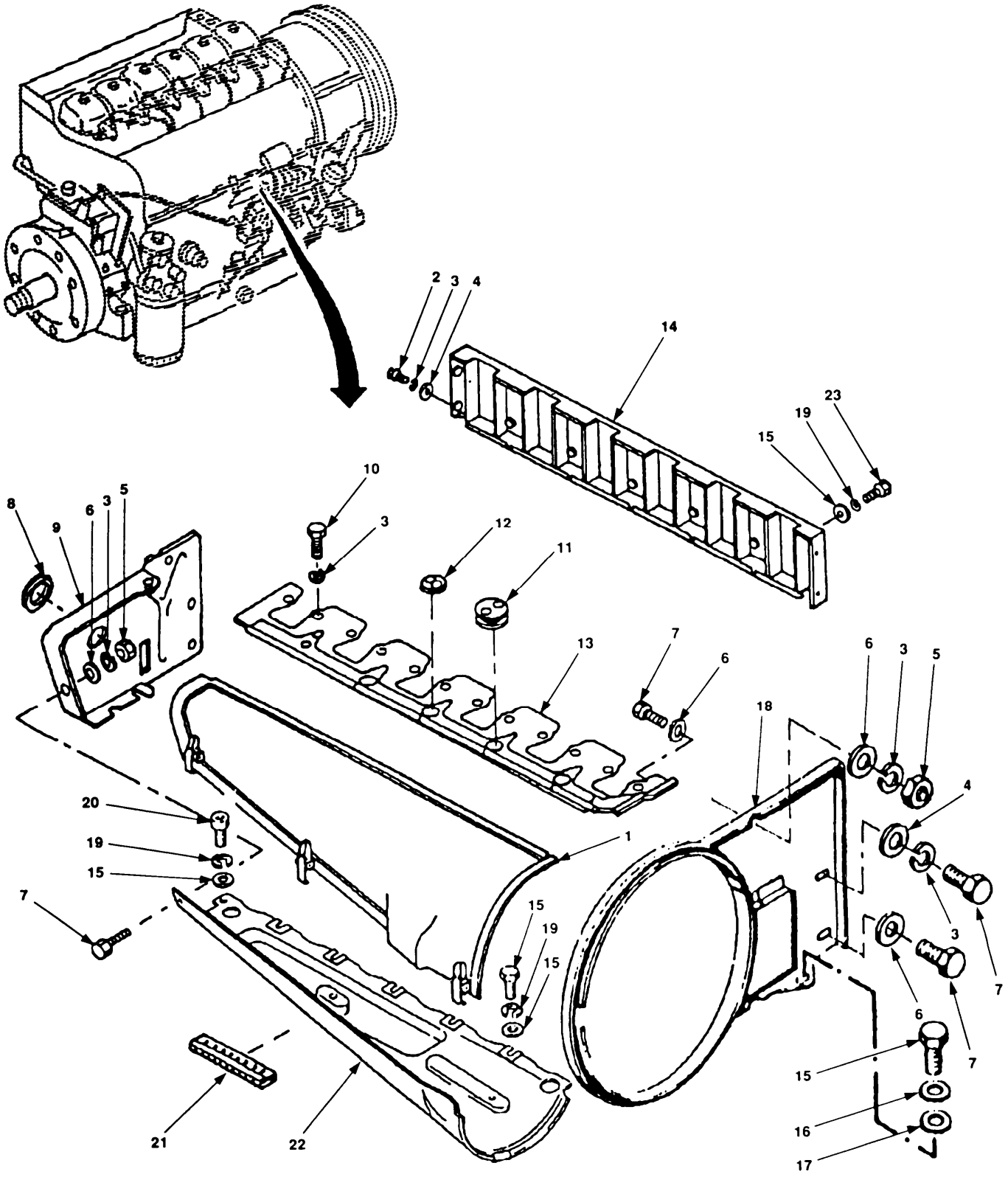


Figure 110. Cooling Cowling Assembly



SECTION II (1)	SMR (2)	CAGEC (3)	TM10-4320-344-24P-2 PART (4)	DESCRIPTION AND USABLE ON CODES (UOC) (5)	QTY (6)
ITEM NO	CODE		NUMBER		
GROUP 10 ENGINE ASSEMBLY					
FIG. 110 COOLING COWLING ASSEMBLY					
1	XBOZZ	62445	210 1785	.TOP,AIR COWLING	1
2	XBOZZ	62445	111-2232	.BOLT	4
3	PBOZZ	62445	1102797	.WASHER	22
4	PBOZZ	62445	121-5850	.WASHER,FLAT	4
5	PBOZZ	62445	111-2813	.NUT,PLAIN,HEXAGON	6
6	PBOZZ	62445	110-7095	.WASHER,LOCK	3
7	PBOZZ	62445	111-2240	.BOLT,MACHINE	1
8	PBOZZ	62445	1160592	.GROMMET,NONMETALLIC	1
9	XBOZZ	62445	2232935	.PLATE,STAY	1
10	PBOZZ	62445	110-3316	.BOLT,MACHINE	12
11	PBOZZ	62445	3361809	.GROMMET,NONMETALLIC	2
12	PBOZZ	62445	1160592	.GROMMET,NONMETALLIC	3
13	XBOZZ	62445	223 5846	.STRIP	1
14	XBOZZ	62445	223 1944	.SHIELD	1
15	PBOZZ	62445	1112299	.BOLT,MACHINE	3
16	PBOZZ	62445	110-7283	.WASHER,SPRING TENS	1
17	PBOZZ	62445	1107101	.WASHER,FLAT	4
18	XBOZZ	62445	213 6438	.PLATE,STAY	1
19	PBOZZ	62445	1102799	.WASHER,LOCK	4
20	PAOZZ	62445	111 0548	.SCREW,ALLEN	1
21	PAOZZ	62445	2101802	.SEAL,RUBBER SPECIAL	1
22	XBOZZ	62445	213 6517	.BASE,AIR COWLING	1
23	PBOZZ	62445	111-2307	.BOLT,MACHINE	5

END OF FIGURE

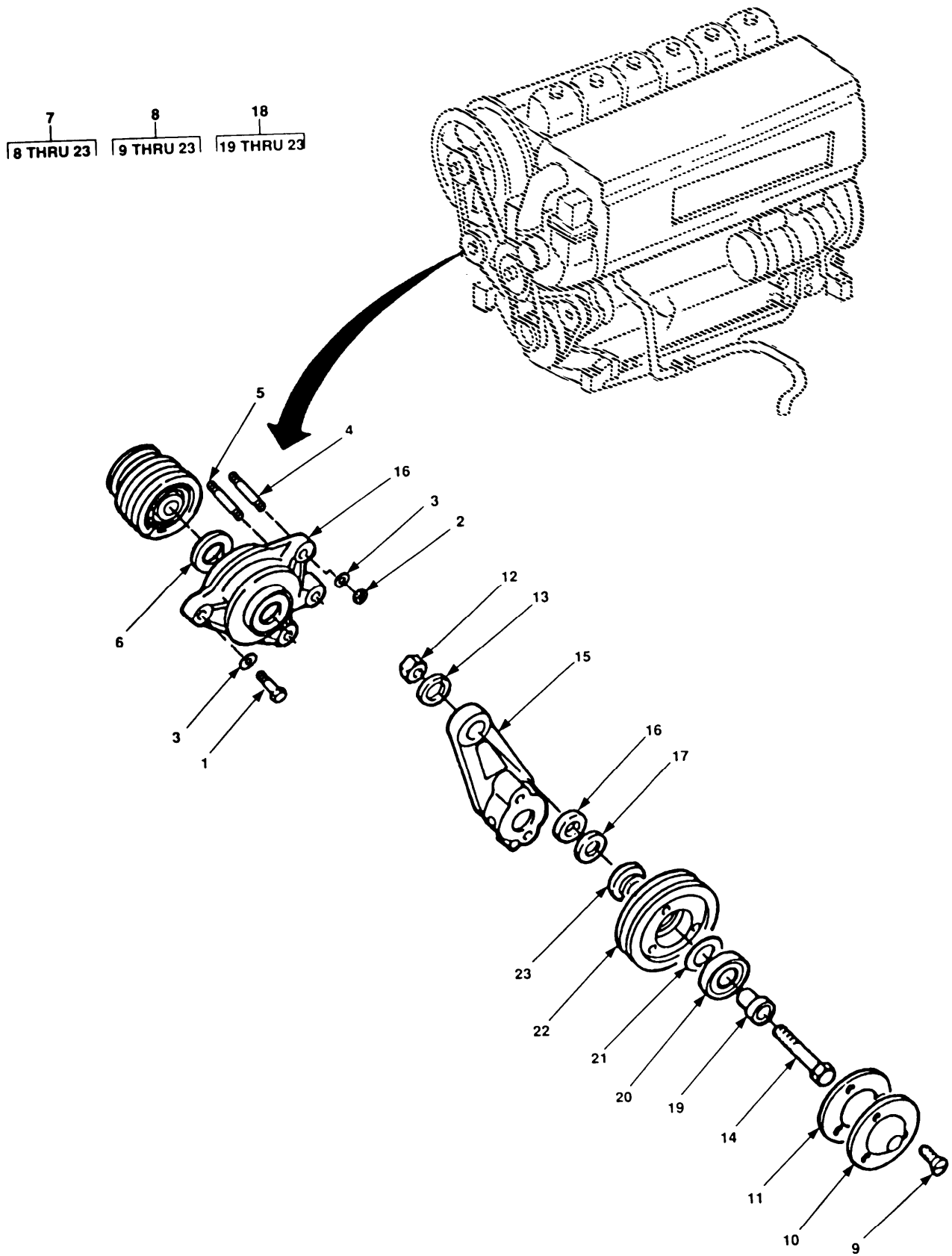


Figure 111. V-Belt Tensioner Assembly

SECTION II					
(1)	(2)	(3)	(4)	(5)	(6)
ITEM	SMR		PART		
NO	CODE	CAGEC	NUMBER	DESCRIPTION AND USABLE ON CODES (UOC)	QTY
				GROUP 10 ENGINE ASSEMBLY	
				FIG. 111 V-BELT TENSIONER ASSEMBLY	
1	PBFZZ	62445	1174194	BOLT .....	1
2	PBFZZ	62445	111-2824	.NUT, PLAIN, HEXAGON .....	2
3	PBFZZ	62445	121 6108	.WASHER, FLAT.....	3
4	PBFZZ	62445	1174191	.STUD, PLAIN .....	1
5	PBFZZ	62445	1174192	.STUD, PLAIN .....	1
6	PBFZZ	62445	116-6111	.PACKING, PREFORMED .....	1
7	XDFZZ	62445	415 2511	.IDLER ASSY .....	1
8	XBFFF	62445	415 2521	..PULLEY ASSY, V-BELT .....	1
9	PBFZZ	62445	1132314	...SCREW, MACHINE .....	3
10	PBFZZ	62445	2237847	...COVER, ACCESS.....	1
11	PBFZZ	62445	2136434	...GASKET .....	1
12	PBFZZ	62445	111-2824	...NUT, PLAIN, HEXAGON .....	1
13	PBFZZ	62445	1107101	...WASHER, FLAT.....	1
14	PBFZZ	62445	1111153	...BOLT, MACHINE .....	1
15	XBFZZ	62445	415 2528	...BRACKET, PULLEY.....	1
16	PBFZZ	62445	2134884	...WASHER .....	1
17	PBFZZ	62445	2238196	...WASHER, FLAT.....	1
18	PBFFF	62445	2134806	...PULLEY, IDLER ASSY.....	1
19	XBFZZ	62445	2133835	...BUSHING, SLEEVE .....	1
20	PBFZZ	62445	1172655	...BEARING, BALL, ANNULA.....	1
21	XBFZZ	62445	2136433	...WASHER .....	1
22	XBFZZ	62445	2133837	...PULLEY, GROOVE.....	1
23	XBFZZ	62445	2136432	...RING .....	1

END OF FIGURE

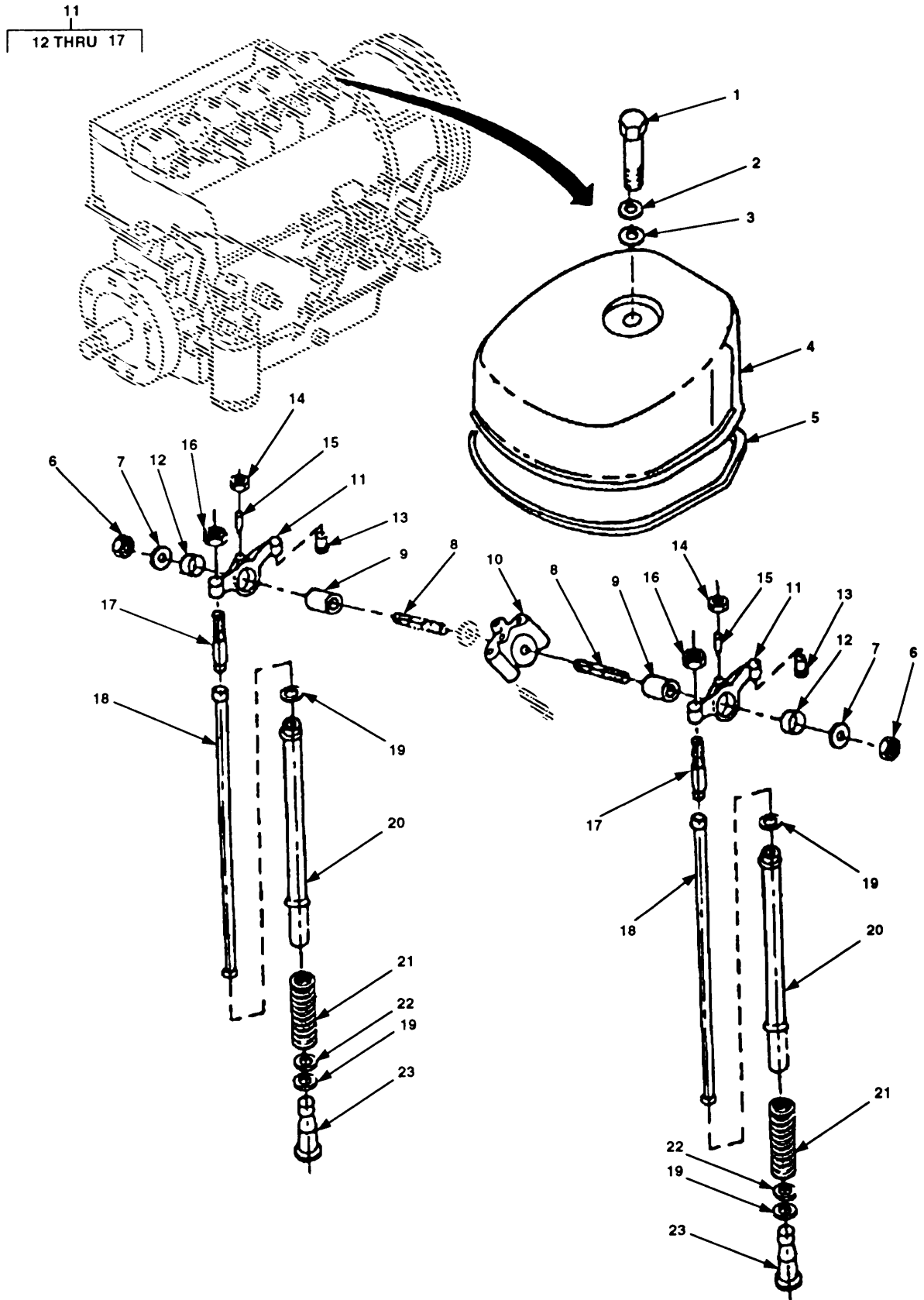


Figure 112. Rocker Arm Assembly and Valve Cover

SECTION II (1)	SMR (2)	CAGEC (3)	TM10-4320-344-24P-2 PART (4)	DESCRIPTION AND USABLE ON CODES (UOC) (5)	QTY (6)
ITEM NO	CODE		NUMBER		
GROUP 10 ENGINE ASSEMBLY					
FIG. 112 ROCKER ARM ASSEMBLY AND VALVE COVER					
1	PBOZZ	62445	111-2341	.SCREW,CAP, SOCKET HE	6
2	PAOZZ	62445	121-6307	.WASHER, SPRING TENSI	6
3	PAOZZ	62445	1107101	.WASHER, FLAT	6
4	PAOZZ	62445	2234784	.COVER, ENGINE POPPET	6
5	PAOZZ	62445	3371692	.GASKET	6
6	PBFZZ	62445	110-2659	.NUT, PLAIN, CONE SEAT	12
7	PBFZZ	62445	1216080	.WASHER	12
8	PBFZZ	62445	111-3476	.STUD, PLAIN	12
9	PBFZZ	62445	2237665	.SHAFT, STRAIGHT	12
10	PBFZZ	62445	337-1867	.SUPPORT, ROCKER ARM	6
11	PBFZZ	62445	223-6736	.ROCKER ARM, ENGINE P	12
12	PBFZZ	62445	2237661	..BUSHING, SLEEVE	1
13	PBFZZ	62445	223 6578	..PAD, THRUST	1
14	PBFZZ	62445	111-2813	..NUT, PLAIN, HEXAGON	1
15	PBFZZ	62445	3371845	..NOZZLE, OIL	1
16	PBFZZ	62445	1113148	..NUT, PLAIN, HEXAGON	1
17	PBFZZ	62445	3365861	..SCREW	1
18	PBFZA	62445	415 2877	.PUSH ROD	12
19	PAFZZ	62445	2232840	.WASHER, FLAT	24
20	PBFZZ	62445	3371888	.COVER, ACCESS	12
21	PBFZZ	62445	337-1876	.SPRING, HELICAL, COMP	12
22	PBFZZ	62445	3371887	.RETAINER, HELICAL CO	12
23	PBFZZ	62445	3371885	.TAPPET, ENGINE POPPE	12

END OF FIGURE

1  
2 THRU 23

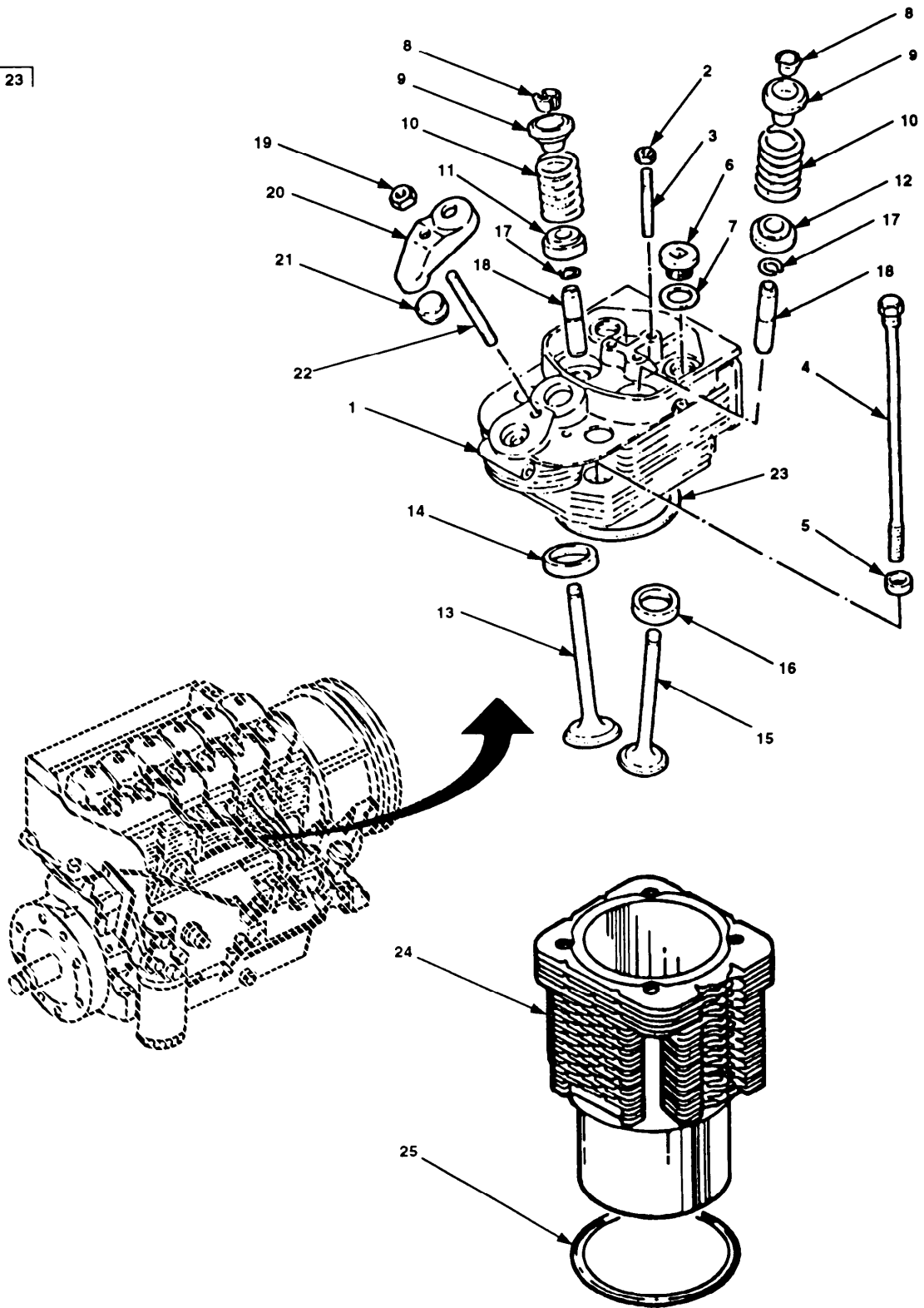


Figure 113. Cylinder Head Assembly

SECTION II (1)	SMR (2)	CAGEC (3)	TM10-4320-344-24P-2 (4)	PART (5)	DESCRIPTION AND USABLE ON CODES (UOC)	QTY (6)
ITEM NO	CODE		NUMBER			
GROUP 10 ENGINE ASSEMBLY						
FIG. 113 CYLINDER HEAD ASSEMBLY						
1	XBFFF	62445	415 2627		.HEAD,CYL	6
2	PBFZZ	62445	111-2824		..NUT,PLAIN,HEXAGON	18
3	PBFZZ	62445	1124753		..STUD,PLAIN	18
4	PBFZZ	62445	2101681		..BOLT,EXTERNALLY REL	4
5	PBFZZ	62445	337-1666		..WASHER	4
6	PBFZZ	62445	2136596		..PLUG,MACHINE THREAD	12
7	PBFZZ	62445	1118760		..WASHER	12
8	PAFZZ	62445	116-8817		..LOCK,VALVE SPRING R ONE HALF	4
9	PBFZZ	36719	3371748		..SPRING RETAINER	2
10	PBFZZ	62445	336 9305		..SPRING	2
11	PBFZZ	62445	213-1029		..RETAINER,HELICAL CO	1
12	PBFZZ	62445	213 7096		..ROTOR,ENGINE POPPET	1
13	PBFZZ	62445	4153631		..VALVE,POPPET,ENGINE INTAKE	1
14	PBFZZ	62445	213-7302		..INSERT,ENGINE VALVE	1
15	PBFZZ	62445	4153697		..VALVE,POPPET,ENGINE EXHAUST	1
16	PBFZZ	62445	213-7306		..INSERT,ENGINE VALVE	1
17	PBFZZ	62445	1215500		..RING,RETAINING	2
18	PBFZZ	62445	223-2528		..GUIDE,ENGINE POPPET	2
19	PBFZZ	62445	110-2659		..NUT,PLAIN,CONE SEAT	1
20	XBFFF	62445	2137591		..YOKE,RTNR,FUEL	1
21	PBFZZ	62445	2137580		..DISK,SOLID,PLAIN	1
22	PBFZZ	62445	111 0259		..STUD	1
23	PBFZZ	62445	223 0216		..SPACER,RING	1
24	PBFHZ	62445	2231924		.CYLINDER HEAD,DIESE	6
25	PBFZZ	62445	2137256		.SHIM (.2 MM)	V
25	PBFZZ	62445	223 2963		.SHIM (.5 MM)	V
25	PBFZZ	62445	415 0264		.SHIM (.8 MM)	V
25	PBFZZ	62445	223 9331		.SHIM (1.0 MM)	V

END OF FIGURE

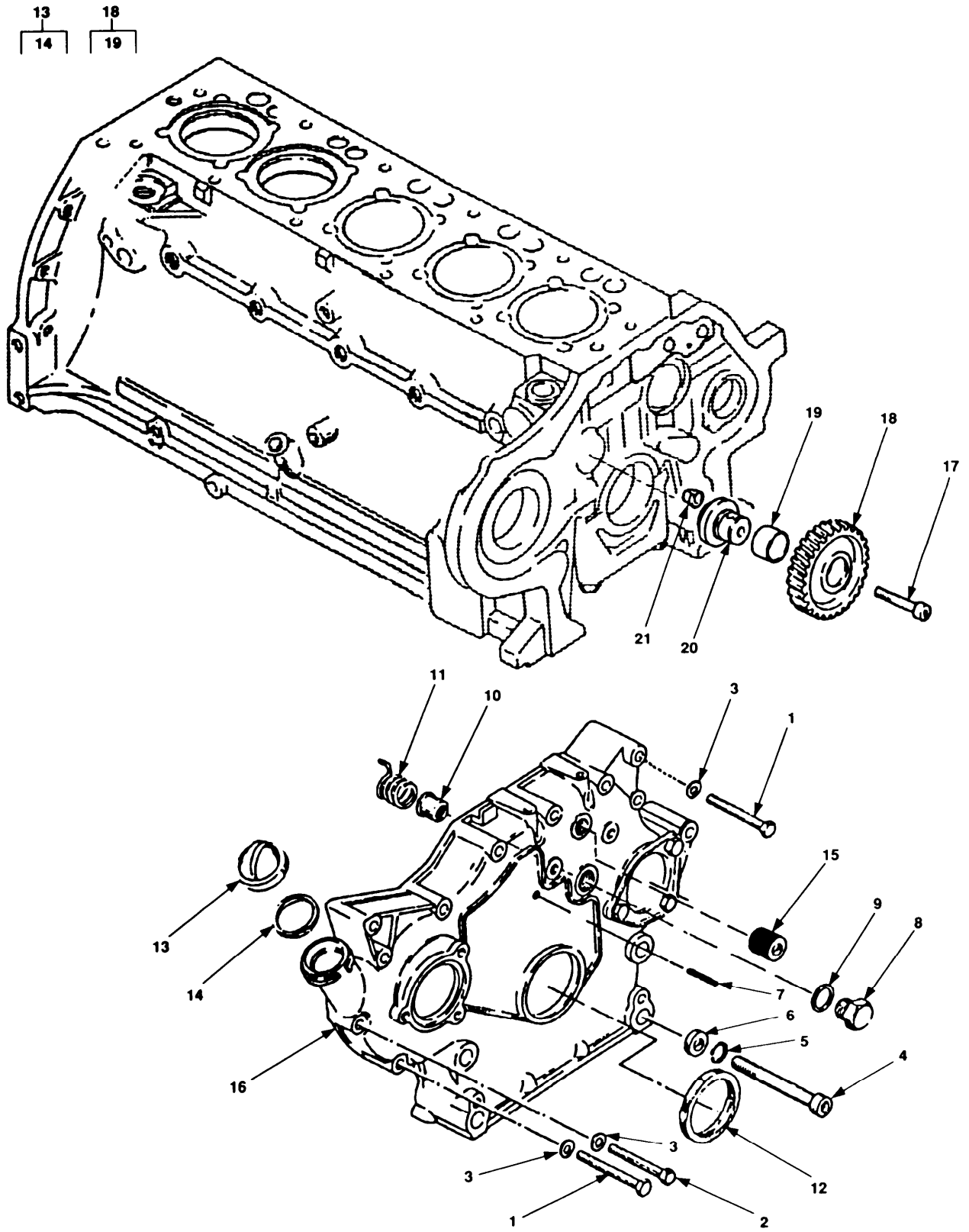


Figure 114. Front Cover Idler Gear



SECTION II (1)	SMR (2)	CAGEC (3)	TM10-4320-344-24P-2 PART (4)	DESCRIPTION AND USABLE ON CODES (UOC) (5)	QTY (6)
ITEM NO	CODE		NUMBER		
GROUP 10 ENGINE ASSEMBLY					
FIG. 114 FRONT COVER IDLER GEAR					
1	PBHZZ	62445	1111179	.BOLT,MACHINE	2
2	PBHZZ	62445	1111168	.BOLT,MACHINE	1
3	PBHZZ	62445	1107101	.WASHER,FLAT	3
4	PBHZZ	62445	110 2298	.SCREW,CAP, SOCKET HE	4
5	PBHZZ	62445	112 7679	.WASHER, LOCK	4
6	PBHZZ	62445	1107556	.SPACER, SLEEVE	4
7	PBHZZ	62445	1115459	.BUSHING, SLEEVE	1
8	XBHZZ	62445	213 5024	.SCREW PLUG	1
9	XBHZZ	62445	1118750	.SPACER,RING	1
10	PBHZZ	62445	2135019	.CAP	1
11	PBHZZ	62445	2237638	.SPRING, HELICAL, COMP	1
12	PBHZZ	62445	2234133	.SEAL,PLAIN ENCASED	1
13	PBOZZ	62445	1236291	.CAP,FILLER OPENING	1
14	PAOZZ	62445	1236290	..SPACER,RING	1
15	XBHZZ	62445	116 5788	.PLUG, SLOTTED	1
16	XBHZZ	62445	223 5812	.COVER, FRONT	1
17	PBHZZ	62445	1110688	.SCREW	1
18	XBHZZ	62445	415 3996	.GEAR, IDLER	1
19	PBHZZ	62445	3362538	..BUSHING, SLEEVE	1
20	PBHZZ	62445	2234172	.BEARING, ROLLER, JOUR	1
21	PBHZZ	62445	2101007	.BUSHING, SLEEVE	1

END OF FIGURE

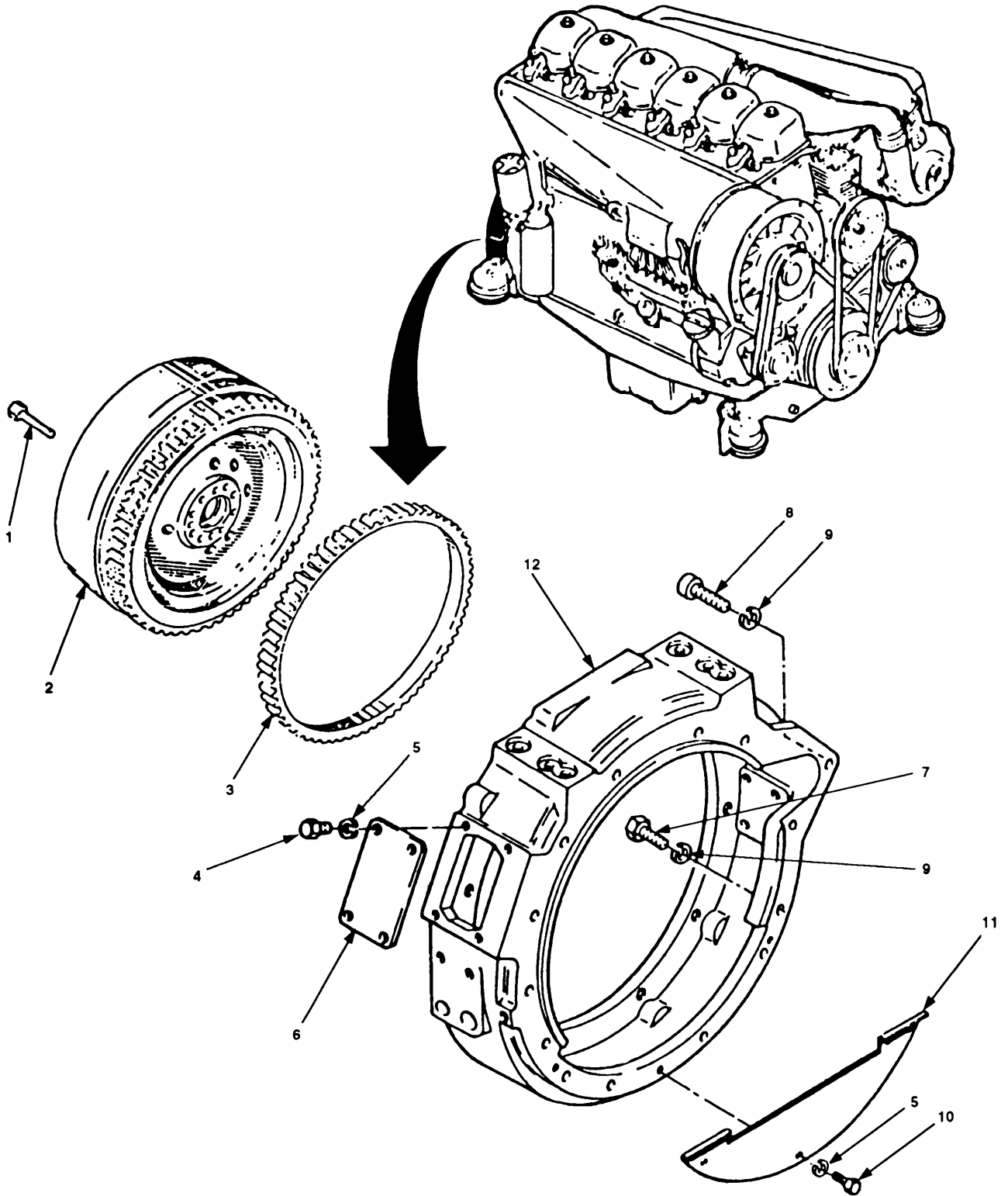


Figure 115. Flywheel, Ring Gear and Flywheel Cover

SECTION II		TM10-4320-344-24P-2			
(1)	(2)	(3)	(4)	(5)	(6)
ITEM NO	SMR CODE	CAGEC	PART NUMBER	DESCRIPTION AND USABLE ON CODES (UOC)	QTY
GROUP 10 ENGINE ASSEMBLY					
FIG. 115 FLYWHEEL, RING GEAR AND FLYWHEEL COVER					
1	PBHZZ	62445	110 4935	.SCREW,CAP,HEXAGON H	10
2	XBHHH	62445	224 0193	.FLYWHEEL	1
3	XBZZZ	62445	2131081	.GEAR SECTOR,BEVEL	1
4	XBZZZ	62445	1112295	.BOLT,MACHINE	4
5	XBZZZ	62445	1102797	.WASHER	7
6	XBZZZ	62445	210 2313	.COVER	1
7	PBHZZ	62445	1112429	.BOLT,MACHINE	9
8	PBHZZ	62445	111 0664	.SCREW,CAP,SOCKET HE	1
9	PBHZZ	62445	1102800	.WASHER,LOCK	10
10	XBZZZ	62445	111 2232	.BOLT	3
11	XBZZZ	62445	3364077	.PLATE,COVER	1
12	XBZZZ	62445	224 8237	.HOUSING,ADAPTER	1

END OF FIGURE

1  
2 THRU 7

4  
5 THRU 7

8  
9 THRU 11

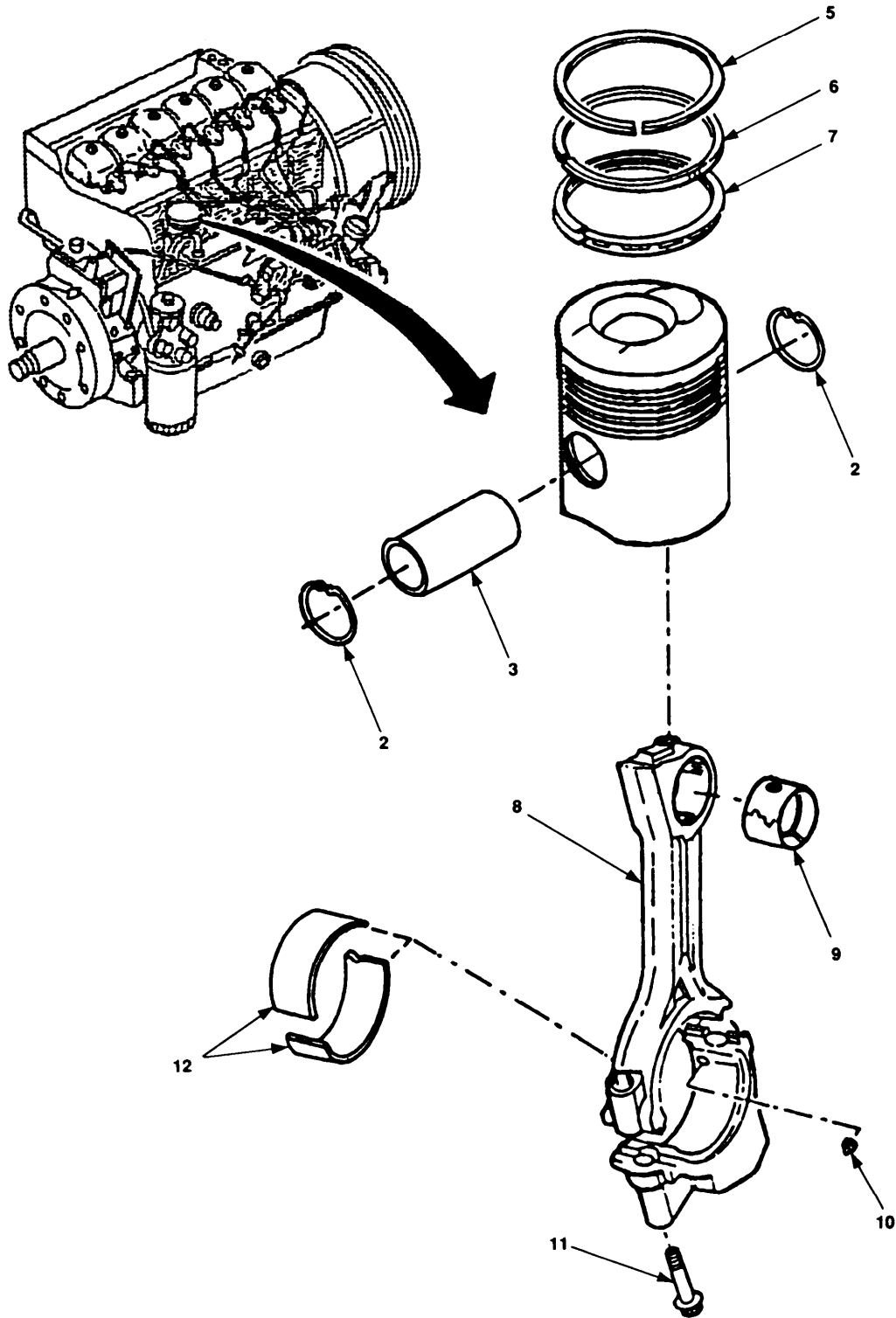


Figure 116. Piston and Connecting Reassemblies

SECTION II					
(1)	(2)	(3)	(4)	(5)	(6)
ITEM NO	SMR CODE	CAGEC	PART NUMBER	DESCRIPTION AND USABLE ON CODES (UOC)	QTY
				GROUP 10 ENGINE ASSEMBLY FIG. 116 PISTON AND CONNECTING ROD ASSEMBLIES	
1	PAFZZ	62445	415 4891	.PISTON.....	6
2	PAFZZ	62445	1107821	..RING, RETAINING.....	2
3	PAFZZ	62445	3371660	..PIN, PISTON.....	1
4	PAFZZ	62445	4156566	..RING SET, PISTON.....	1
5	XDFZZ	62445	117 7826	...RING, PISTON TRAPEZOIDAL.....	1
6	XDFZZ	62445	117 6107	...RING, PISTON TAPER.....	1
7	XDFZZ	62445	117 4336	...RING, PISTON DOUBLE CHAMFER .....	1
8	PBFZZ	62445	415 0450	.CONNECTING ROD ASSY .....	6
9	PAFZZ	62445	3371612	..BUSHING, SLEEVE .....	1
10	PAFZZ	62445	3371587	..PIN .....	1
11	PAFZZ	62445	2235520	..BOLT, MACHINE .....	2
12	PAFZZ	62445	2137750	..BEARING, SLEEVE .....	6

END OF FIGURE

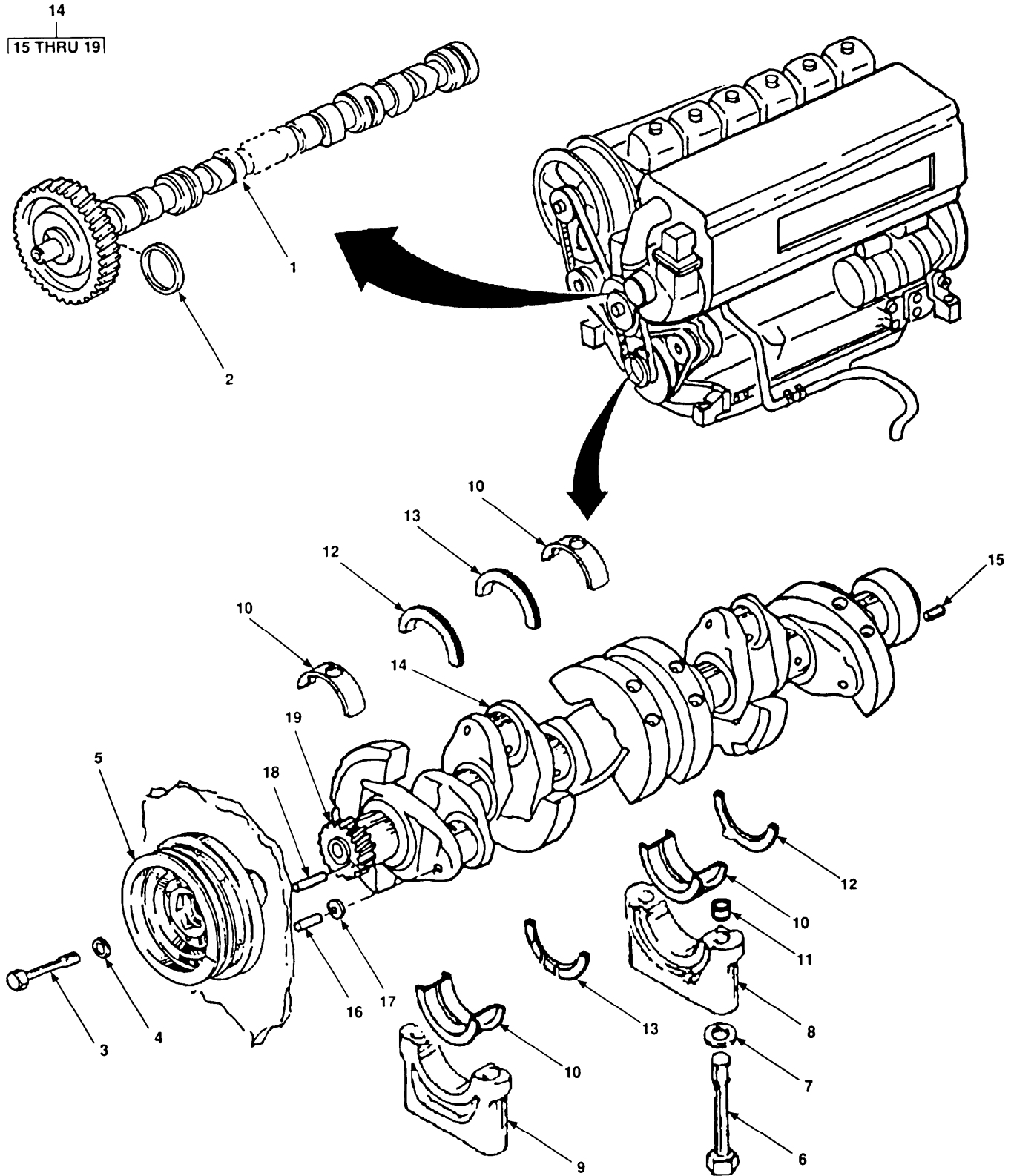


Figure 117. Camshaft and Crankshaft Assembly

(1) ITEM NO	(2) SMR CODE	(3) CAGEC	(4) PART NUMBER	(5) DESCRIPTION AND USABLE ON CODES (UOC)	(6) QTY
				GROUP 10 ENGINE ASSEMBLY FIG. 117 CAMSHAFT AND CRANKSHAFT ASSEMBLY	
1	PAHZZ	62445	2101224	.CAMSHAFT, ENG.....	1
2	PBHZZ	62445	3367789	.BEARING, WASHER, THRU .....	1
3	XBFZZ	62445	1166951	.BOLT, MACHINE .....	1
4	XBFZZ	62445	1216128	.WASHER, FLAT.....	1
5	XBFZZ	62445	223 8623	.PULLEY, V-BELT .....	1
6	PBHZZ	62445	1136990	.BOLT, MACHINE .....	14
7	PBHZZ	62445	121-6107	.WASHER .....	14
8	PBHZZ	62445	2138184	.CAP, PILLOW BLOCK CENTER, MAIN .....	1
9	PBHZZ	62445	213 8185	.CAP, PILLOW BLOCK.....	6
10	PAHZZ	62445	3362379	.BEARING, SLEEVE TWO HALVES .....	7
11	PAHZZ	62445	3362279	.BUSHING, SLEEVE .....	14
12	PAHZZ	62445	2230181	.RING, RETAINING TWO HALVES .....	1
13	PAHZZ	62445	2230170	.RING TWO HALVES .....	1
14	XDHZZ	62445	415 1011	.CRANKSHAFT ASSY .....	1
15	PBHZZ	62445	1115464	..PIN, SPRING.....	1
16	PBHZZ	62445	1170580	..PLUG, EXPANSION.....	6
17	PBHZZ	62445	1167010	..WASHER .....	6
18	PBHZZ	62445	1105166	..PIN, STRAIGHT, HEADLE.....	1
19	PBHZZ	62445	2237256	..GEAR, HELICAL .....	1

END OF FIGURE

22  
┌  
23

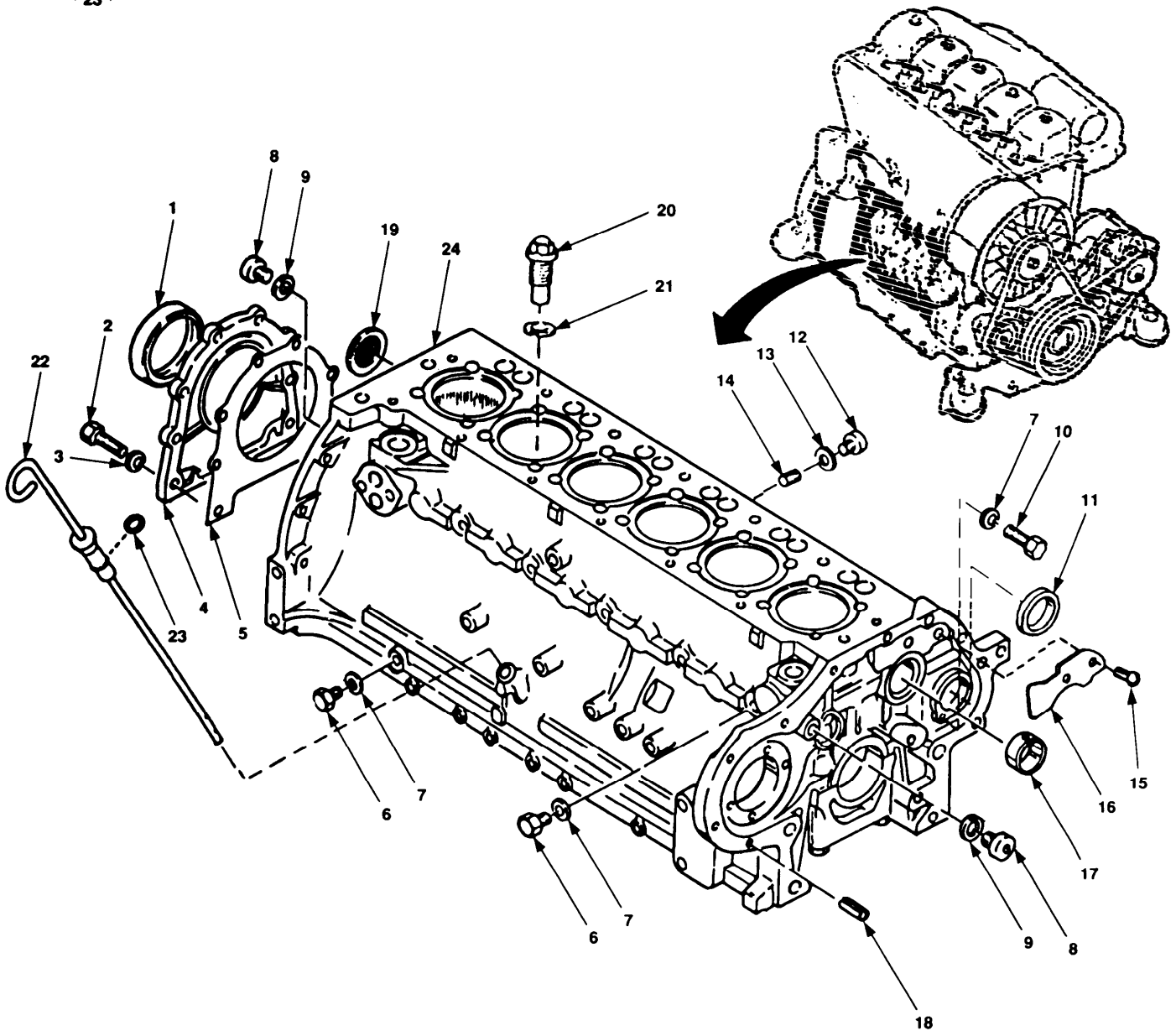


Figure 118. Crankcase



SECTION II					
(1)	(2)	(3)	(4)	(5)	(6)
ITEM NO	SMR CODE	CAGEC	PART NUMBER	DESCRIPTION AND USABLE ON CODES (UOC)	QTY
				GROUP 10 ENGINE ASSEMBLY	
				FIG. 118 CRANKCASE	
1	XDHZZ	62445	223 4134	.SEAL, SHAFT .....	1
2	PBFZZ	62445	1112322	.BOLT .....	8
3	PBFZZ	62445	1107101	.WASHER, FLAT .....	8
4	XBFZZ	62445	2234870	.COVER, END, CRKC.....	1
5	PAHZZ	62445	3362337	.GASKET .....	1
6	PBHZZ	62445	1118998	.PLUG, MACHINE THREAD .....	5
7	PAHZZ	62445	111 8659	.WASHER, FLAT.....	6
8	PBHZZ	62445	1214987	.PLUG, MACHINE THREAD .....	2
9	PBHZZ	62445	111 8727	.WASHER, FLAT.....	2
10	PAHZZ	62445	121 5567	.SCREW, CAP, HEXAGON H .....	1
11	PBHZZ	62445	116 5839	.PLUG, EXPANSION.....	1
12	PBHZZ	62445	1110422	.PLUG, MACHINE THREAD .....	7
13	PAHZZ	62445	111 8673	.GASKET .....	8
14	PBHZZ	62445	1215235	.PLUG, MACHINE THREAD .....	7
15	PBHZZ	62445	111-5333	.PIN, NOTCHED .....	2
16	XBHZZ	61445	2231082	.PLATE, DFTR .....	1
17	PBHZZ	62445	2139737	.BUSHING, SLEEVE .....	1
18	PBHZZ	62445	1167266	.BUSHING, SLEEVE .....	2
19	PBHZZ	62445	1216240	.PLUG, EXPANSION.....	1
20	PBHZZ	62445	223-9584	.NOZZLE, LUBRICATING .....	6
21	PBHZZ	62445	1119611	.WASHER, LOCK.....	6
22	XBOZZ	62445	117 6374	.DIPSTICK, OIL.....	1
23	PAOZZ	62445	1174311	..PACKING, PREFORMED .....	1
24	PBHZZ	62445	2239280	.ENGINE BLOCK, DIESEL.....	1

END OF FIGURE

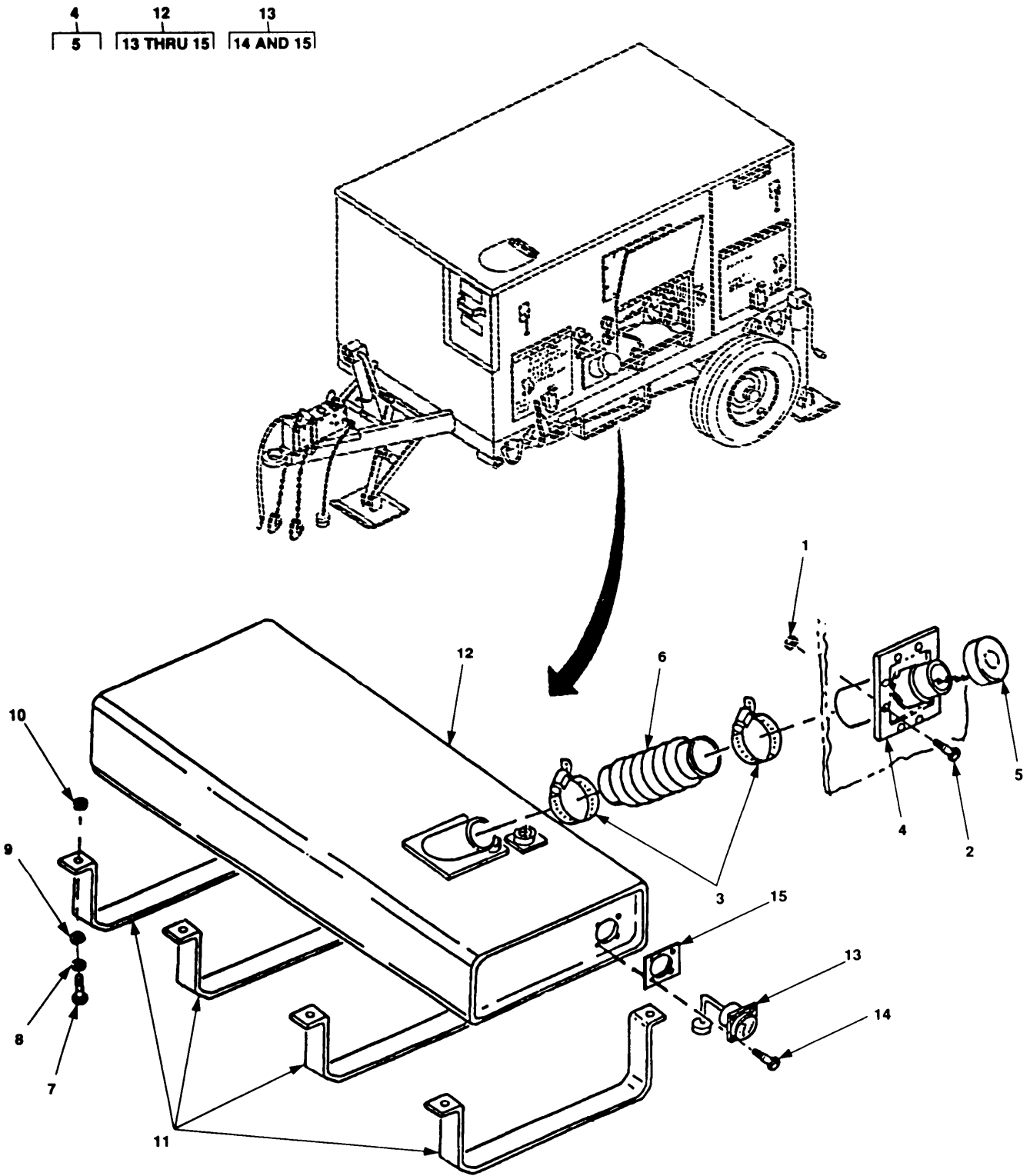


Figure 119. Fuel Tank

SECTION II					
(1)	(2)	(3)	(4)	(5)	(6)
ITEM	SMR		PART	DESCRIPTION AND USABLE ON CODES (UOC)	QTY
NO	CODE	CAGEC	NUMBER		
				GROUP 11 FUEL TANK	
				FIG. 119 FUEL TANK	
1	PBOZZ	82465	31WLF51618	NUT, PLAIN, EXTENDED.....	8
2	PBOZZ	96906	MS90725-31	BOLT, MACHINE .....	8
3	PAOZZ	35871	HAS-88	CLAMP, HOSE.....	2
4	XBOFF	25567	46312-012	FILLER NECK ASSY.....	1
5	PAOZZ	96906	MS35645-2	.CAP, FILLER OPENING .....	1
6	XBOZZ	25567	18523-756	HOSE, SUCT/DISCH PVC.....	1
7	PBOZZ	96906	MS90725-60	SCREW, CAP, HEXAGON H.....	8
8	PBOZZ	96906	MS35338-46	WASHER, LOCK.....	8
9	PBOZZ	96906	MS27183-15	WASHER, FLAT.....	8
10	XDOZZ	25567	21769-108	NUTSERT .....	8
11	XBOZZ	58319	11933	STRAP, FUEL TANK .....	4
12	XBOFF	25567	46711-055	TANK, FUEL.....	1
13	PBOZZ	8L740	252121	.GAUGE, FUEL .....	1
14	XBOZZ	8L740	40-477	..SCREW, MOUNTING .....	4
15	XBOZZ	8L740	15-4BUNA(N)	..GASKET.....	1

END OF FIGURE

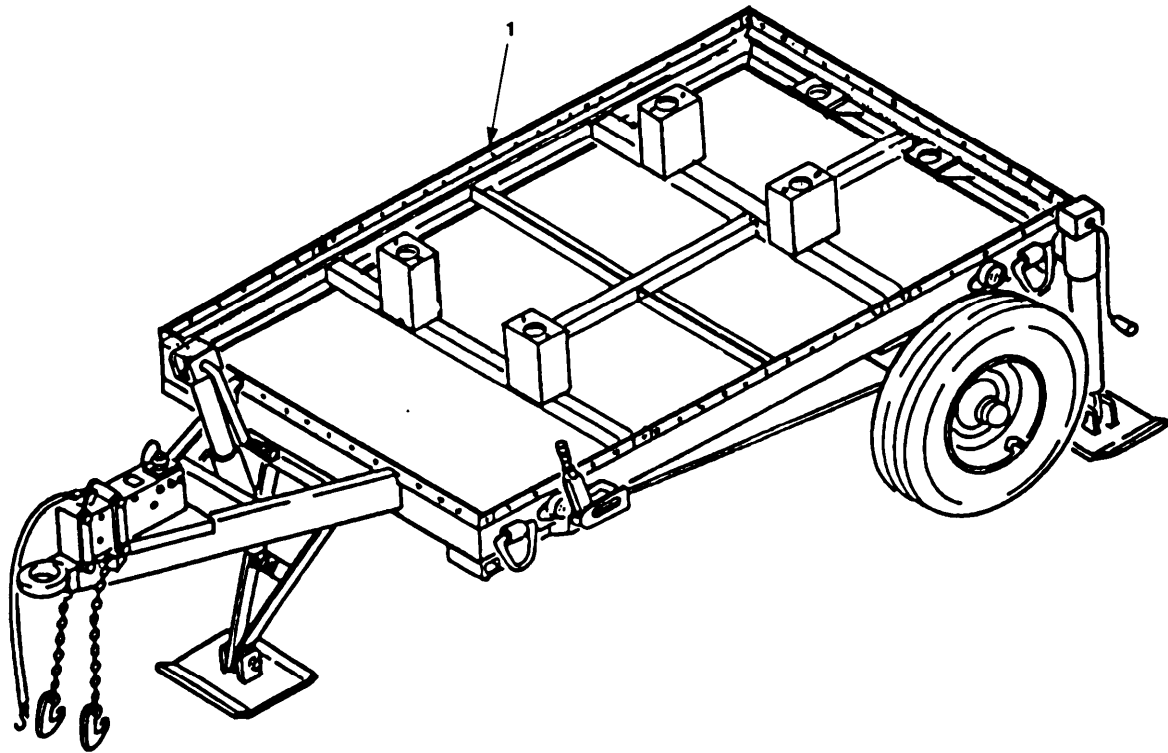


Figure 120. Wheel Mounted Frame Assembly

SECTION II				TM10-4320-344-24P-2	
(1)	(2)	(3)	(4)	(5)	(6)
ITEM NO	SMR CODE	CAGEC	PART NUMBER	DESCRIPTION AND USABLE ON CODES (UOC)	QTY
				GROUP 12 WHEEL MOUNTED FRAME ASSEMBLY	
				FIG. 120 WHEEL MOUNTED FRAME ASSEMBLY	
1	XBOFF	58319	11840	TRAILER ASSY	1
				END OF FIGURE	

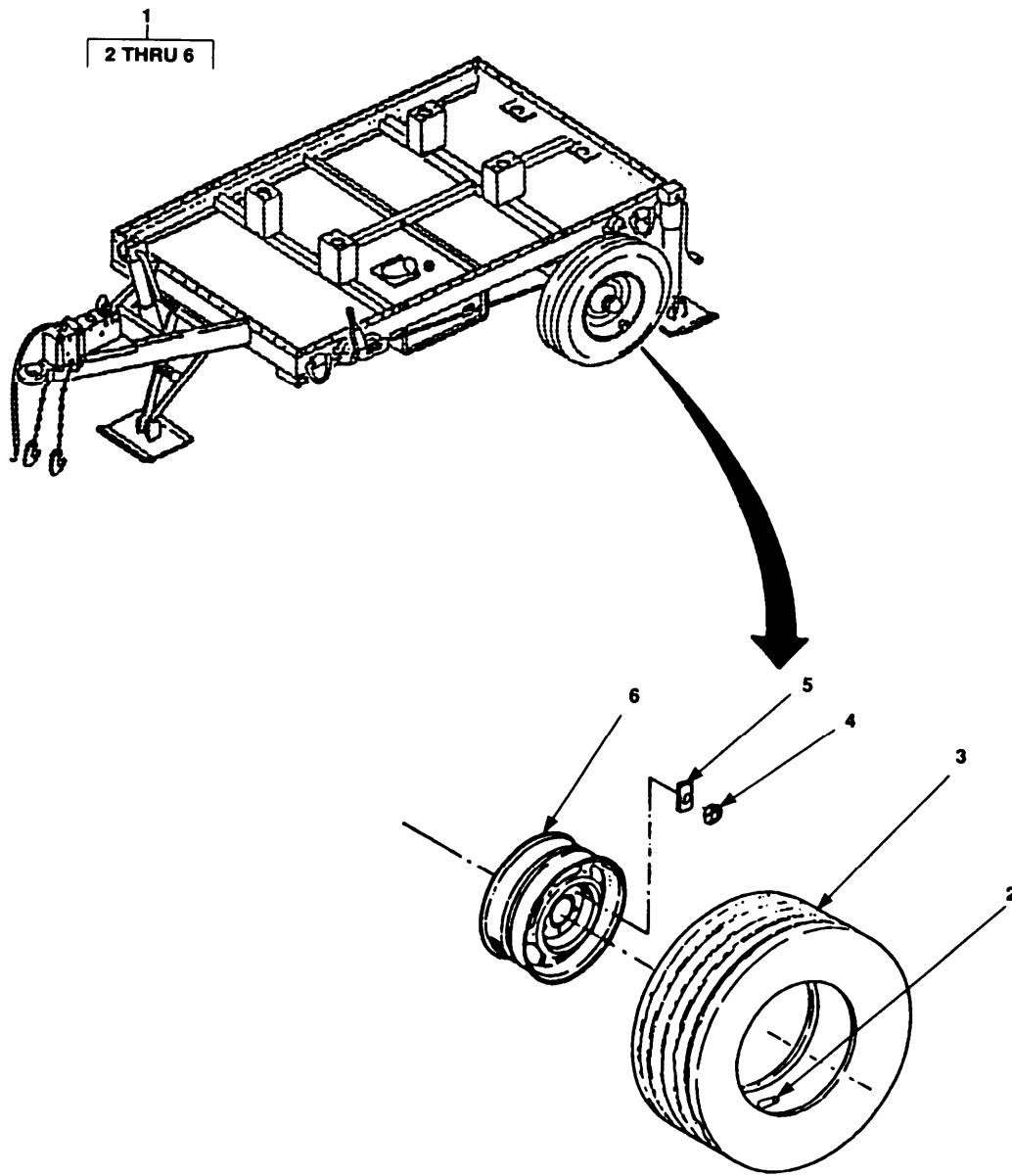


Figure 121. Wheel Assembly

SECTION II					
(1)	(2)	(3)	(4)	(5)	(6)
ITEM NO	SMR CODE	CAGEC	PART NUMBER	DESCRIPTION AND USABLE ON CODES (UOC)	QTY
				GROUP 12 WHEEL MOUNTED FRAME ASSEMBLY	
				FIG. 121 WHEEL ASSEMBLY	
1	XDOZZ	58319	11897	.TIRE AND WHEEL ASSY 8.00 X 14.5LRF.....	2
				W/TUBE .....	
2	PAOZZ	58319	901600	..TUBE 8.00 X 14.5 .....	1
3	PAOZZ	58319	10095	..TIRE, NYLON 8.00X14.5LIGHT TRUCK .....	1
				TRACTION HI MILER .....	
4	PAOZZ	15460	006-005-00	..NUT, PLAIN, HEXAGON 9/16-18 .....	5
5	PAOZZ	15460	15-2	..CLAMP, RIM CLENCHING .....	5
6	XBOZZ	58319	10096	..RIM T-600 8.00X14.5.....	1

END OF FIGURE

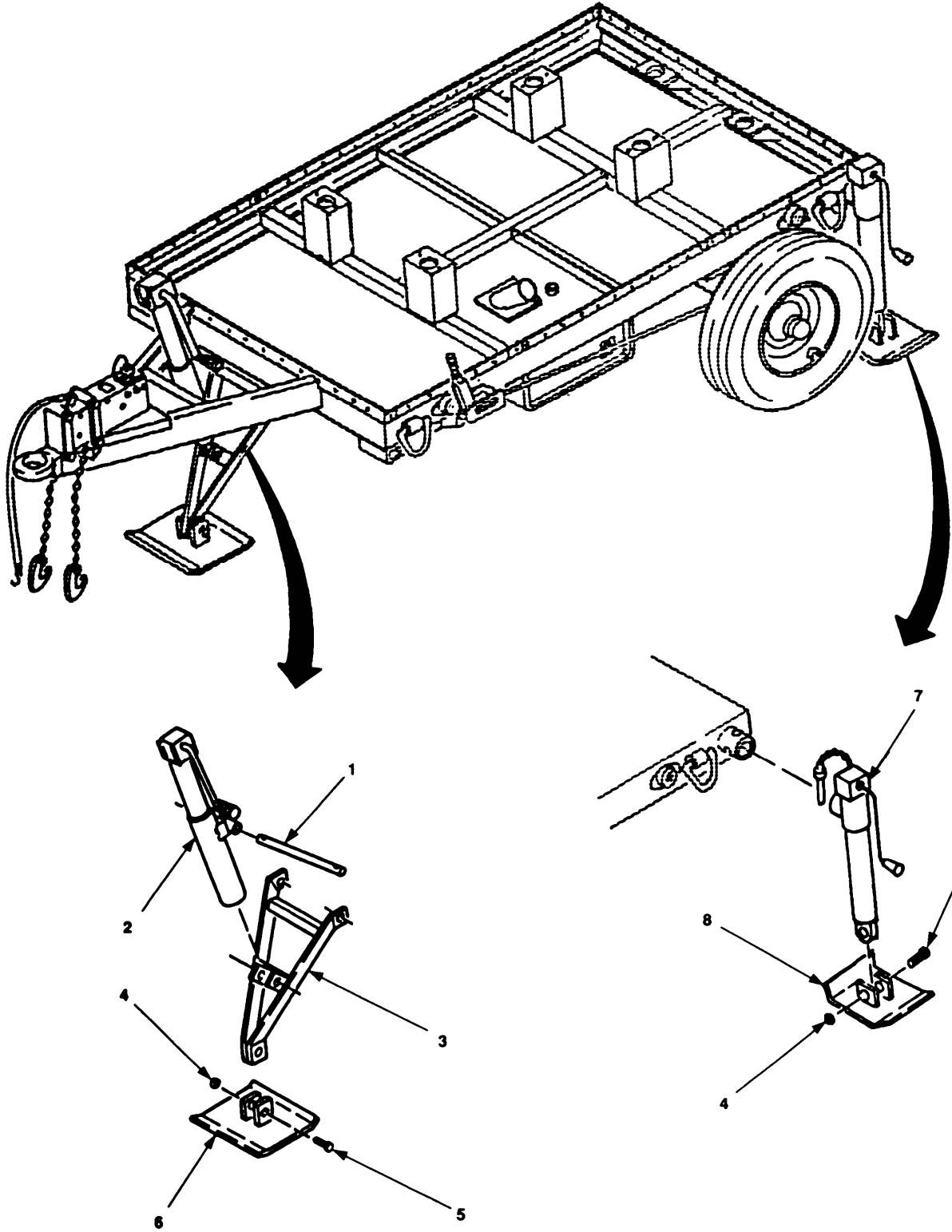


Figure 122. Tripod and Level Jacks



SECTION II				TM10-4320-344-24P-2	
(1)	(2)	(3)	(4)	(5)	(6)
ITEM NO	SMR CODE	CAGEC	PART NUMBER	DESCRIPTION AND USABLE ON CODES (UOC)	QTY
				GROUP 12 WHEEL MOUNTED FRAME ASSEMBLY	
				FIG. 122 TRIPOD AND LEVEL JACKS	
1	XBOZZ	58319	11256	.PIN,HINGE	1
2	XBOZZ	58319	11890	.JACK,TONGUE WLDMNT	1
3	XBOZZ	58319	11246	.TRIPOD WLDMNT	1
4	XBOZZ	19099	MMMMM	.NUT,HEX 1/2 IN	3
5	XBOZZ	19099	NNNNN	.BOLT, HEX 1/2 IN. X 2 IN.	3
6	XBOZZ	58319	11251	.PLATE,SHOE,FRONT WLDMNT	1
7	PBOZZ	58319	11957	.STABLIZER,REAR WLDMNT	2
8	XBOZZ	58319	11941	.PLATE,SHOE,REAR WLDMNT	2

END OF FIGURE

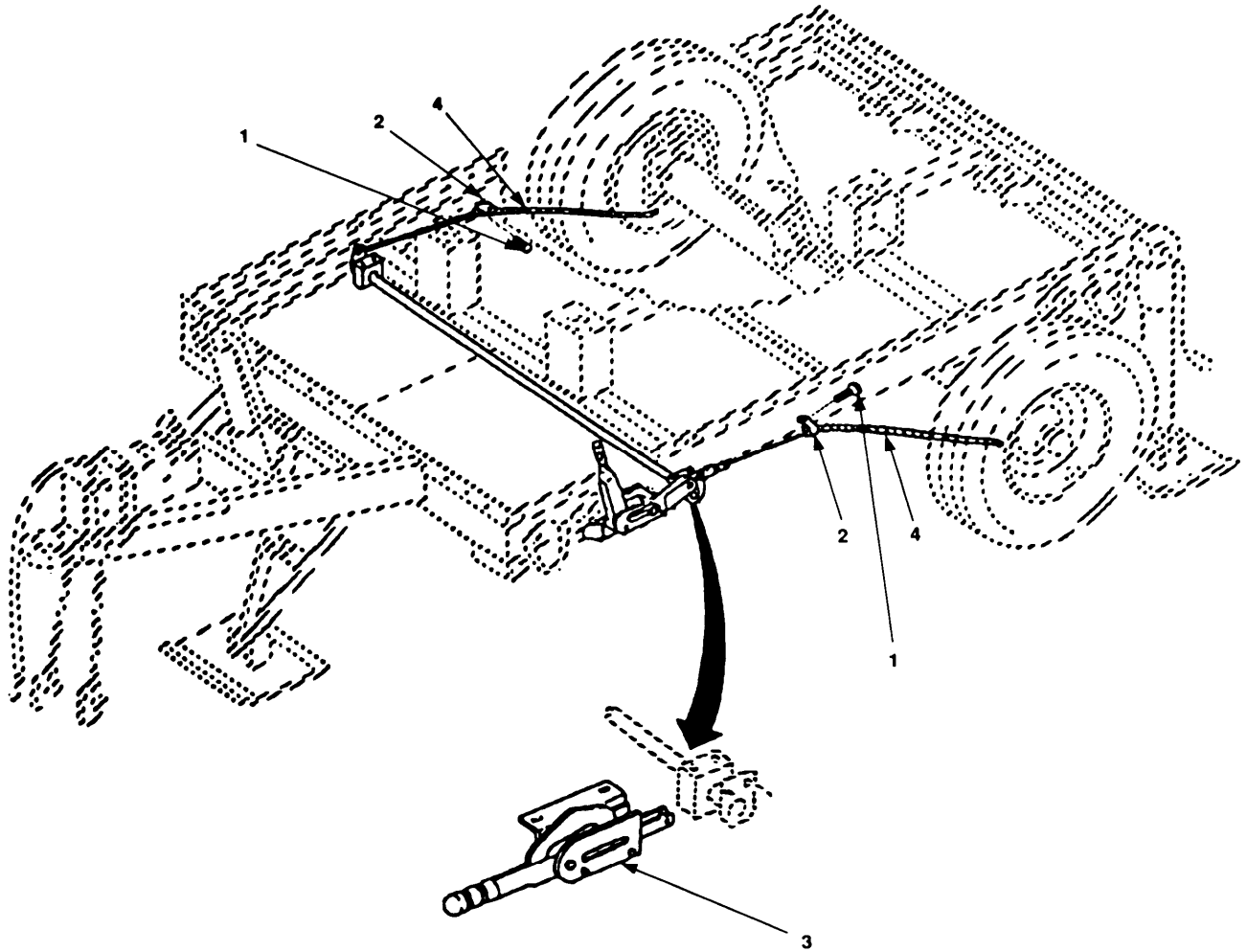


Figure 123. Handbrake Assembly and Cable

SECTION II				TM10-4320-344-24P-2	
(1)	(2)	(3)	(4)	(5)	(6)
ITEM NO	SMR CODE	CAGEC	PART NUMBER	DESCRIPTION AND USABLE ON CODES (UOC)	QTY
				GROUP 12 WHEEL MOUNTED FRAME ASSEMBLY	
				FIG. 123 HANDBRAKE ASSEMBLY AND CABLE	
1	XBOZZ	56049	16638	.SCREW CAP,SELF TAPP 1/4 IN	2
2	PBOZZ	92867	81000191	.CLAMP,LOOP	2
3	XBOZZ	90598	A7857	.LEVER,MANUAL CONTRO	1
4	XBOZZ	58319	11259	.CABLE,PRKG BK	2
END OF FIGURE					



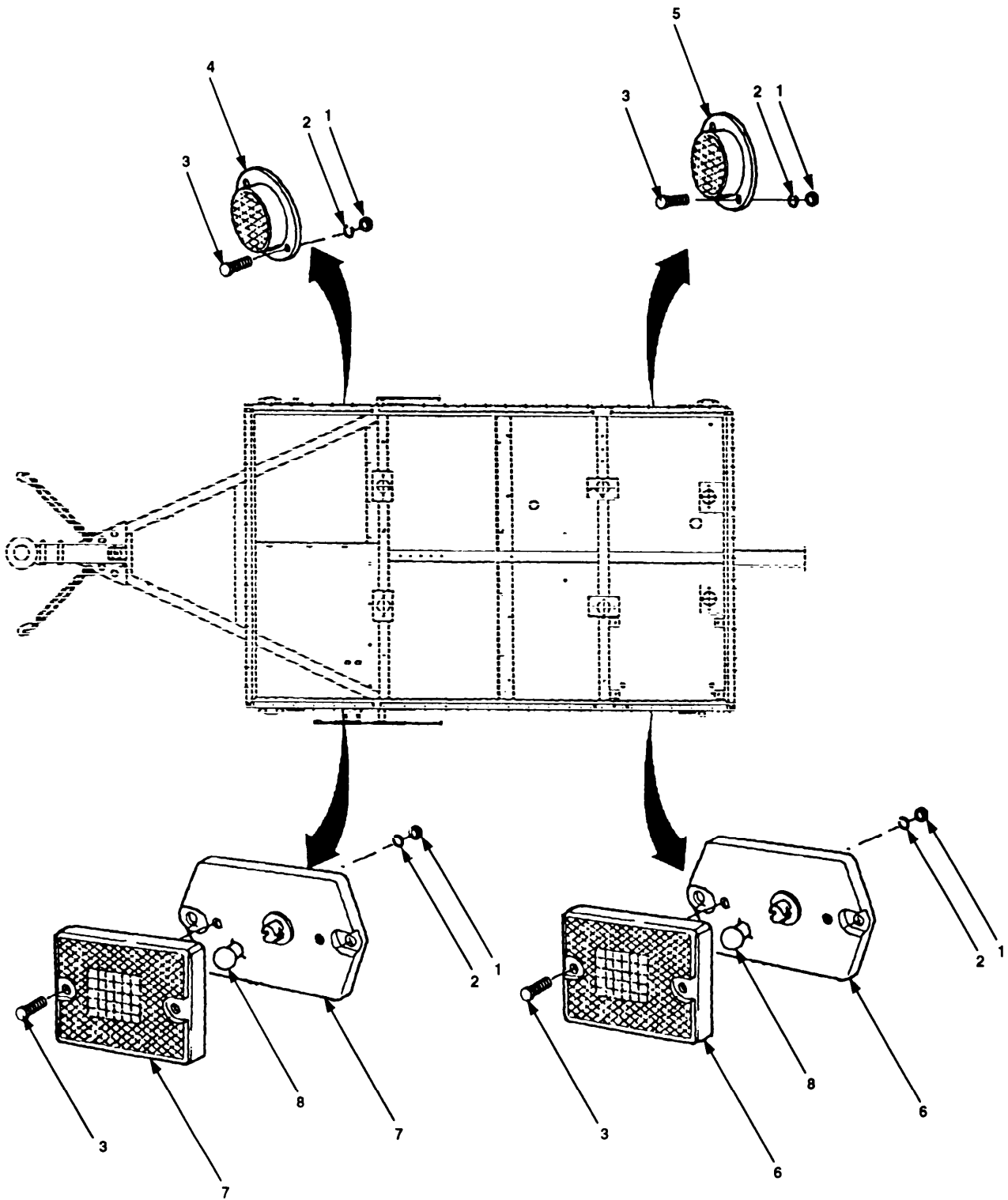


Figure 124. lights and Reflectors (Sheet 1 of 2)

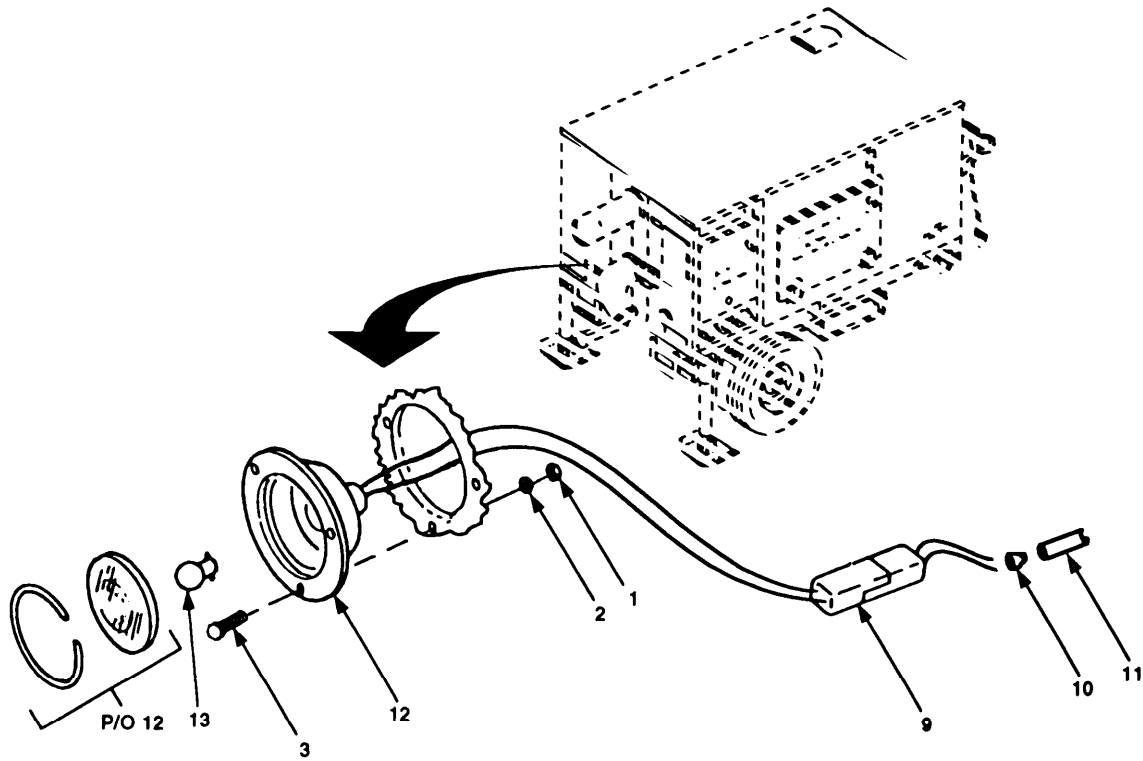


Figure 124. lights and Reflectors (Sheet 2 of 2)

SECTION II					
(1)	(2)	(3)	(4)	(5)	(6)
ITEM NO	SMR CODE	CAGEC	PART NUMBER	DESCRIPTION AND USABLE ON CODES (UOC)	QTY
				GROUP 12 WHEEL MOUNTED FRAME ASSEMBLY	
				FIG. 124 LIGHTS AND REFLECTORS	
1	XDOZZ	25567	D 08	.NUT, HEX .....	22
2	PAOZZ	96906	MS35338-42	.WASHER, LOCK.....	22
3	XDOZZ	25567	X 08-02-1/2	.SCREW, MACH .....	22
4	PBOZZ	81834	40193-3	.REFLECTOR, AMB.....	2
5	PBOZZ	81834	40192-3	.REFLECTOR, RED .....	2
6	XDOZZ	99003	3123	.LIGHT CL, RED .....	2
7	PBOZZ	99003	3121	.LIGHT, CL, AMB .....	2
8	PAOZZ	08108	456	.LAMP, INCANDESCENT .....	4
9	PBOZZ	70842	TC6566	.CONNECTOR, PLUG, ELEC .....	4
10	PBOZZ	59730	RB44	.SPLICE, CONDUCTOR .....	4
11	MOOZZ	25567	18763-227	.INSULATION SLEEVING MAKE FROM P/N.....	1
				18763-227 (25567) 12 IN. REQUIRED .....	
12	PAOZZ	81834	50232	.STOP LIGHT-TAILLIGHT.....	2
13	PAOZZ	08806	1662	.LAMP, INCANDESCENT .....	2

END OF FIGURE





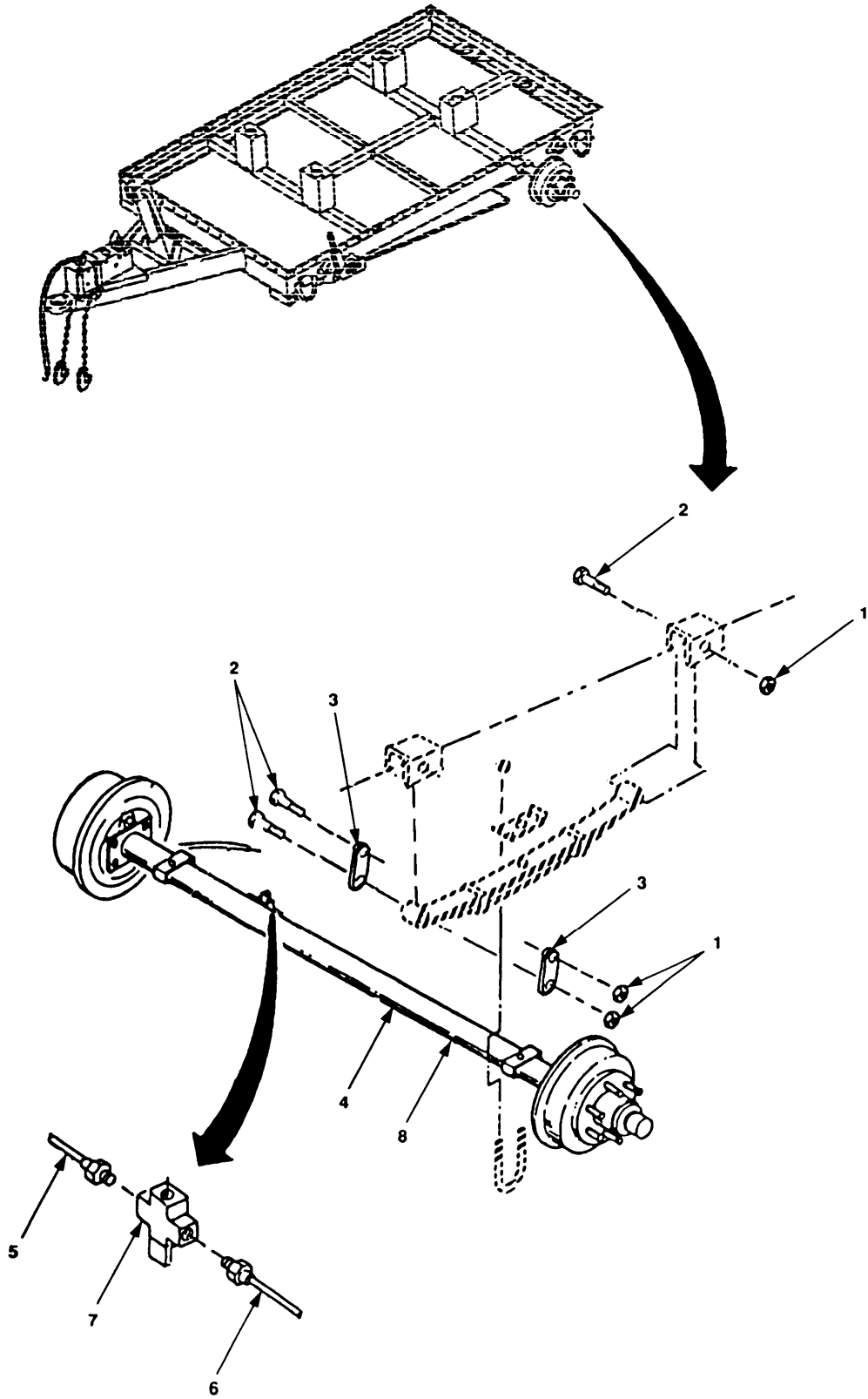


Figure 125. Axle and Wheel Assembly (Sheet 1 of 2)

14  
15 AND 16

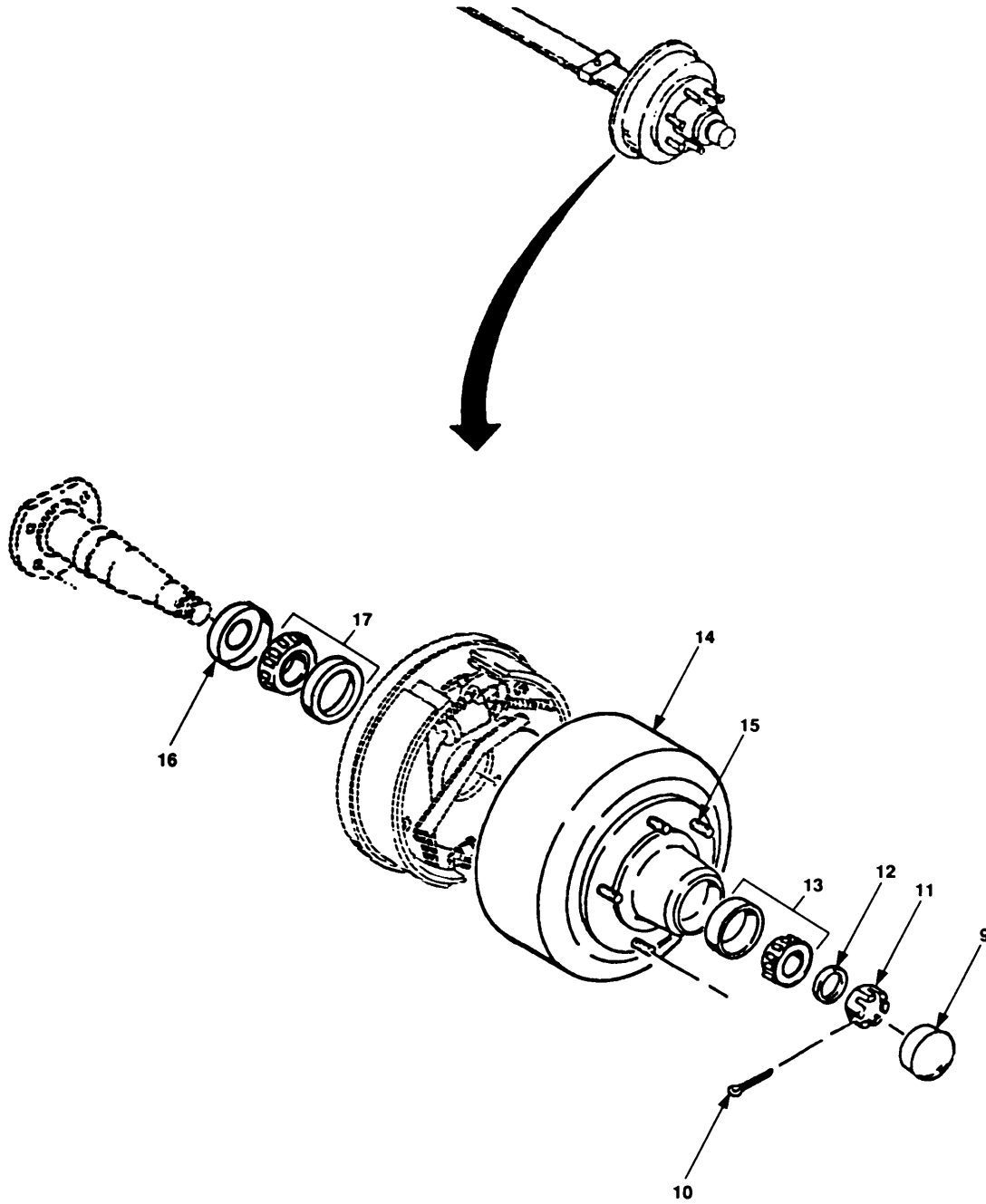


Figure 125. Axle and Wheel Assembly (Sheet 2 of 2)

SECTION II (1)	ITEM (2)	(3)	TM10-4320-344-24P-2 (4)	(5)	(6)
NO	SMR CODE	CAGEC	PART NUMBER	DESCRIPTION AND USABLE ON CODES (UOC)	QTY
				GROUP 12 WHEEL MOUNTED FRAME ASSEMBLY	
				FIG. 125 AXLE AND WHEEL ASSEMBLY	
1	XBOZZ	15460	6-7	.NUT, SELF-LOCKING, HE	6
2	XBOZZ	35197	7-3	.BOLT, MACH	6
3	XBOZZ	15460	18-11	.SHACKLE, LEAF SP	4
4	XBOOO	58319	11991	.AXLE ASSY PARTIAL WLDMNT	1
5	XBOZZ	58319	11953	..TUBING, HYD, STEEL KANT KINK 3/ 16ID, W/FLARED FTGS, 17IN LONG	1
6	XBOZZ	58319	11902	..TUBING, HYD, STEEL KANT KINK 3/ 16ID, W/FLARED FTGS, 63IN LONG	1
7	XBOZZ	56049	20187	..TEE	1
8	XBOZZ	58319	11225	..AXLE, HYD BK W/PARK PARTIAL WLDMNT	1
9	PAOZZ	15460	21-1	...CAP, GREASE	2
10	PAOZZ	15460	19-2	...PIN, COTTER	2
11	PBOZZ	15460	6-1	...NUT	1
12	PBOZZ	15460	15-57	...WASHER, SPINDLE	2
13	PAOZZ	60038	15245-15123	...BEARING, ROLLER, TAPE	2
14	XBOZZ	15460	8-174-5	...HUB	1
15	XBOZZ	15460	25-11	...STUD 9/16-18	5
16	PAOZZ	15460	10-1	...SEAL, PLAIN ENCASED	2
17	PAOZZ	96906	MS19081-69	...BEARING, ROLLER, TAPE	1

END OF FIGURE

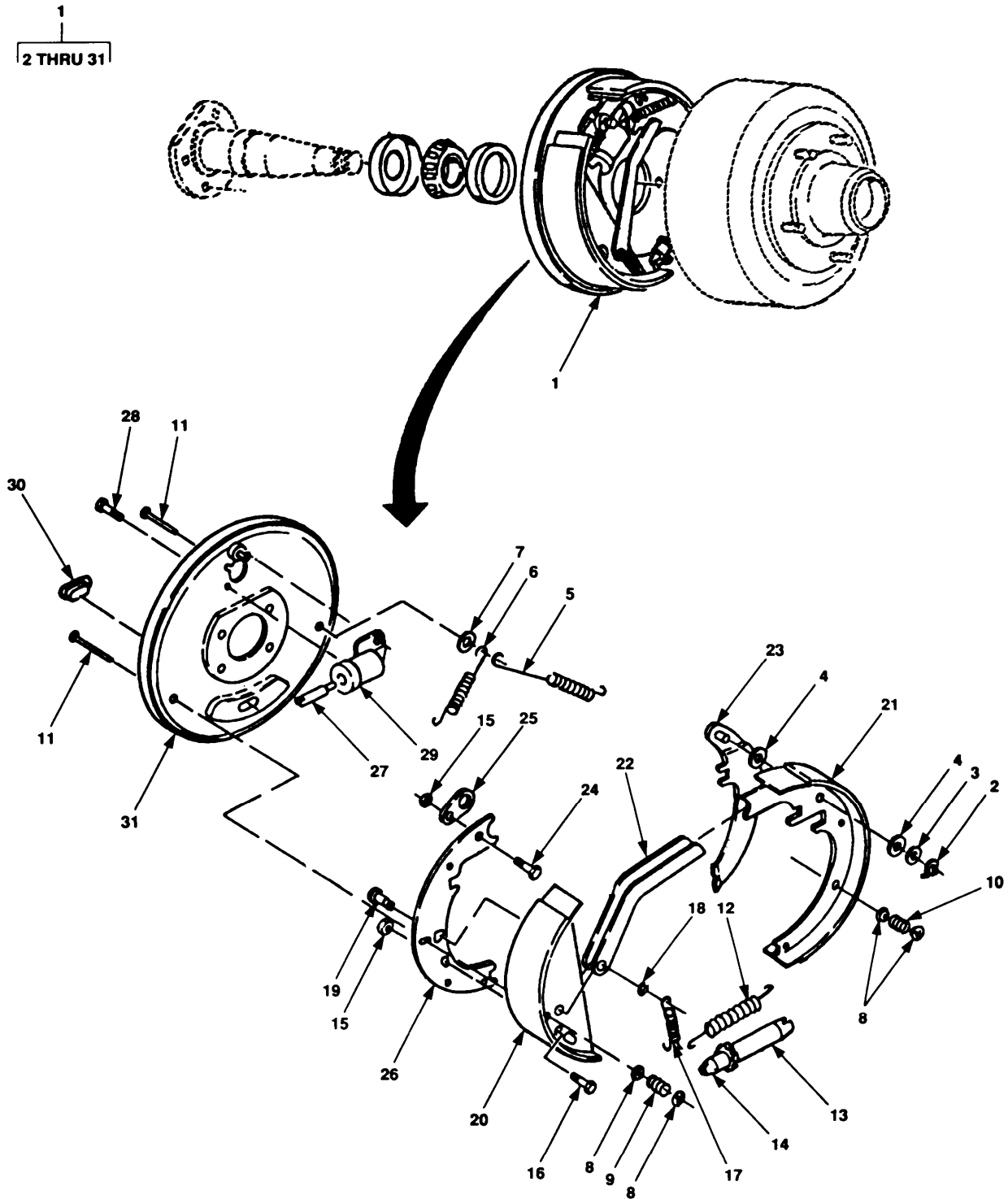


Figure 126. Wheel Cylinder and Brake Shoes

SECTION II (1)	SMR (2)	(3)	TM10-4320-344-24P-2 (4)	(5)	(6)
ITEM NO	CODE	CAGEC	PART NUMBER	DESCRIPTION AND USABLE ON CODES (UOC)	QTY
				GROUP 12 WHEEL MOUNTED FRAME ASSEMBLY	
				FIG. 126 WHEEL CYLINDER AND BRAKE SHOES	
1	XBOZZ	94189	42031	...BRAKE ASSY,LH	1
1	XBOZZ	94189	42030	...BRAKE ASSY,RH	1
2	XBOZZ	94189	9795	....CLIP,SPRING TENSION	1
3	XBOZZ	94189	9794	....WASHER,SPRING	1
4	XBOZZ	94189	7820	....WASHER,TRANSPORTER	2
5	PBOZZ	94189	9786	....SPRING,HELICAL,EXTE ORANGE	1
6	PBOZZ	94189	9785	....SPRING,HELICAL,EXTE	1
7	PBOZZ	94189	18950	....WASHER	1
8	PBOZZ	94189	9789	....CUP,HYDRAULICBRAKE	4
9	PBOZZ	94189	9790	....SPRING,HELICAL,EXTE YELLOW	1
10	PBOZZ	94189	9791	....SPRING,HELICAL,COMP BLACK	1
11	PBOZZ	94189	18508	....PIN,TOGGLE,HEADED	2
12	PBOZZ	94189	9784	....SPRING,HELICAL,COMP YELLOW	1
13	PBOZZ	94189	23323	....ADJUSTING SCREW ASS BRAKE	1
14	PBOZZ	94189	18836	....SOCKET,BRAKE ADJUST	1
15	XBOZZ	94189	17406	....NUT,LOCK	2
16	XBOZZ	94189	12972	....SCREW,CAP,HEX	1
17	PBOZZ	94189	6814	....SPRING,HELICAL,EXTE	1
18	PBOZZ	96906	MS16624-1050	....RING,RETAINING	1
19	XBOZZ	94189	9796	....PIN,ANCHOR,MUNITION	1
20	PAOZZ	94189	18497	....BRAKE SHOE FRONT	1
21	PAOZZ	94189	18503	....BRAKE SHOE REAR	1
22	XBOZZ	94189	24669	....LINK,TOGGLE LEFT	1
22	XBOZZ	94189	24668	....LINK,TOGGLE RIGHT	1
23	XBOZZ	94189	9793	....LEVER,PARKING LEFT	1
23	XBOZZ	94189	9792	....LEVER,PARKING RIGHT	1
24	XBOZZ	94189	7949	....BOLT	1
25	XBOZZ	94189	17917	....LINK,TRAVEL	1
26	XBOZZ	94189	18502	....LEVER,...BRAKE SHOE	1
27	PBOZZ	94189	9783	....LINK,WHEEL CYLINDER	1
28	PBOZZ	94189	23457	....SCREW ASSEMBLY,PANE	2
29	PBOZZ	94189	9777	....CYLINDER ASSEMBLY,H BK,WHEEL, LEFT	1
29	PBOZZ	94189	9776	....CYLINDER ASSEMBLY,H BK,WHEEL, RIGHT	1
30	PBOZZ	94189	9254	....COVER	1
31	XBOZZ	94189	18496	....PLATE,BACKING,BRAKE	1

END OF FIGURE

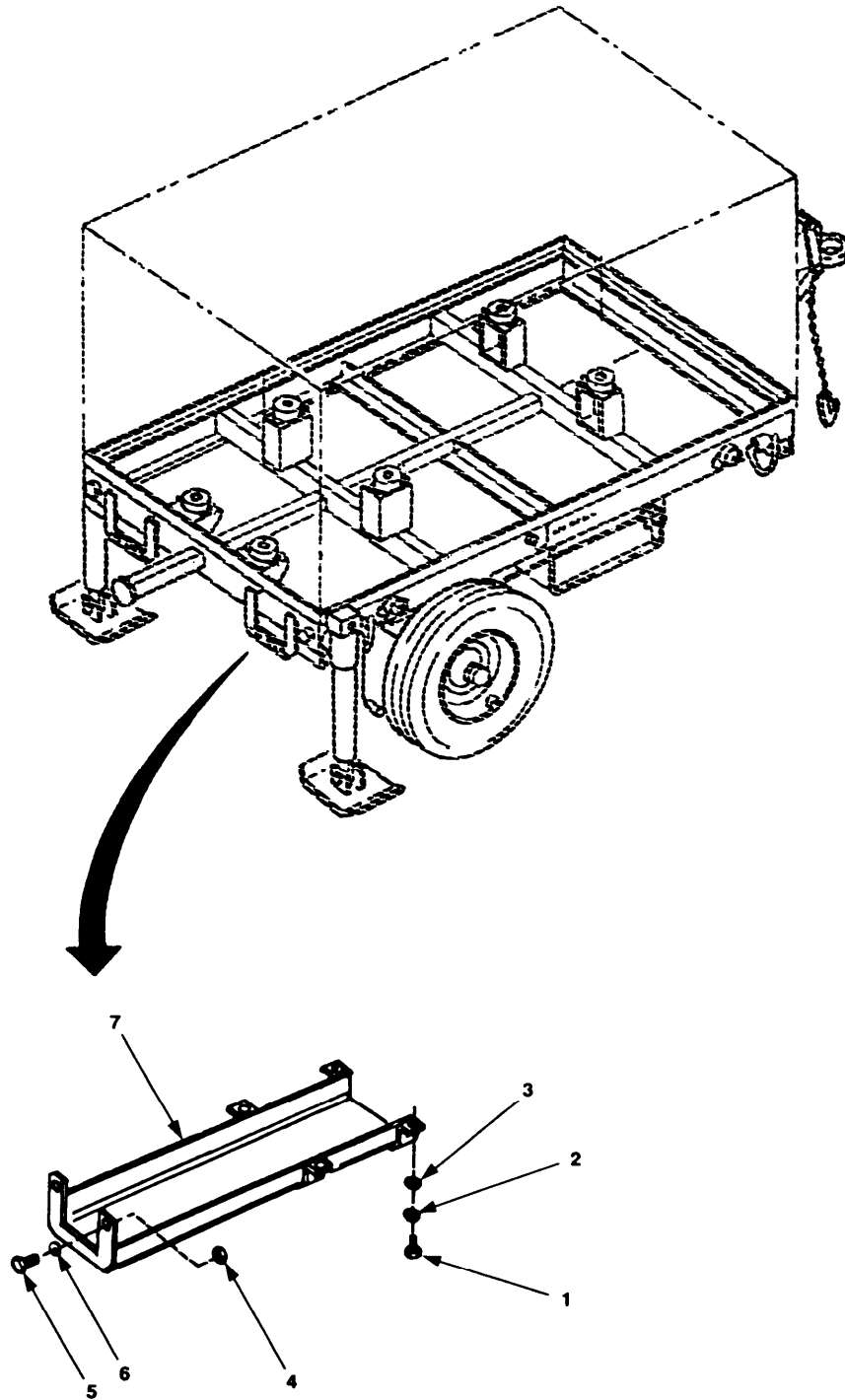


Figure 127. Forklift Pocket

SECTION II				TM10-4320-344-24P-2	
(1)	(2)	(3)	(4)	(5)	(6)
ITEM NO	SMR CODE	CAGEC	PART NUMBER	DESCRIPTION AND USABLE ON CODES (UOC)	QTY
				GROUP 12 WHEEL MOUNTED FRAME ASSEMBLY	
				FIG. 127 FORKLIFT POCKET	
1	PBOZZ	96906	MS90725-60	.SCREW,CAP,HEXAGON H	8
2	PBOZZ	96906	MS27183-15	.WASHER,FLAT	8
3	PBOZZ	96906	MS35338-46	.WASHER,LOCK	8
4	XBOZZ	15991	DD08	.LOCK NUT	4
5	XBOZZ	15991	B0814	.SCREW,MACHINE 1/2-13 UNC-2BX3.50 (INCHES)	4
6	PBOZZ	96906	MS27183-19	.WASHER,FLAT	4
7	XBOZZ	58319	11912	.POCKET,FORKLIFT	2
				END OF FIGURE	

9  
10 THRU 12

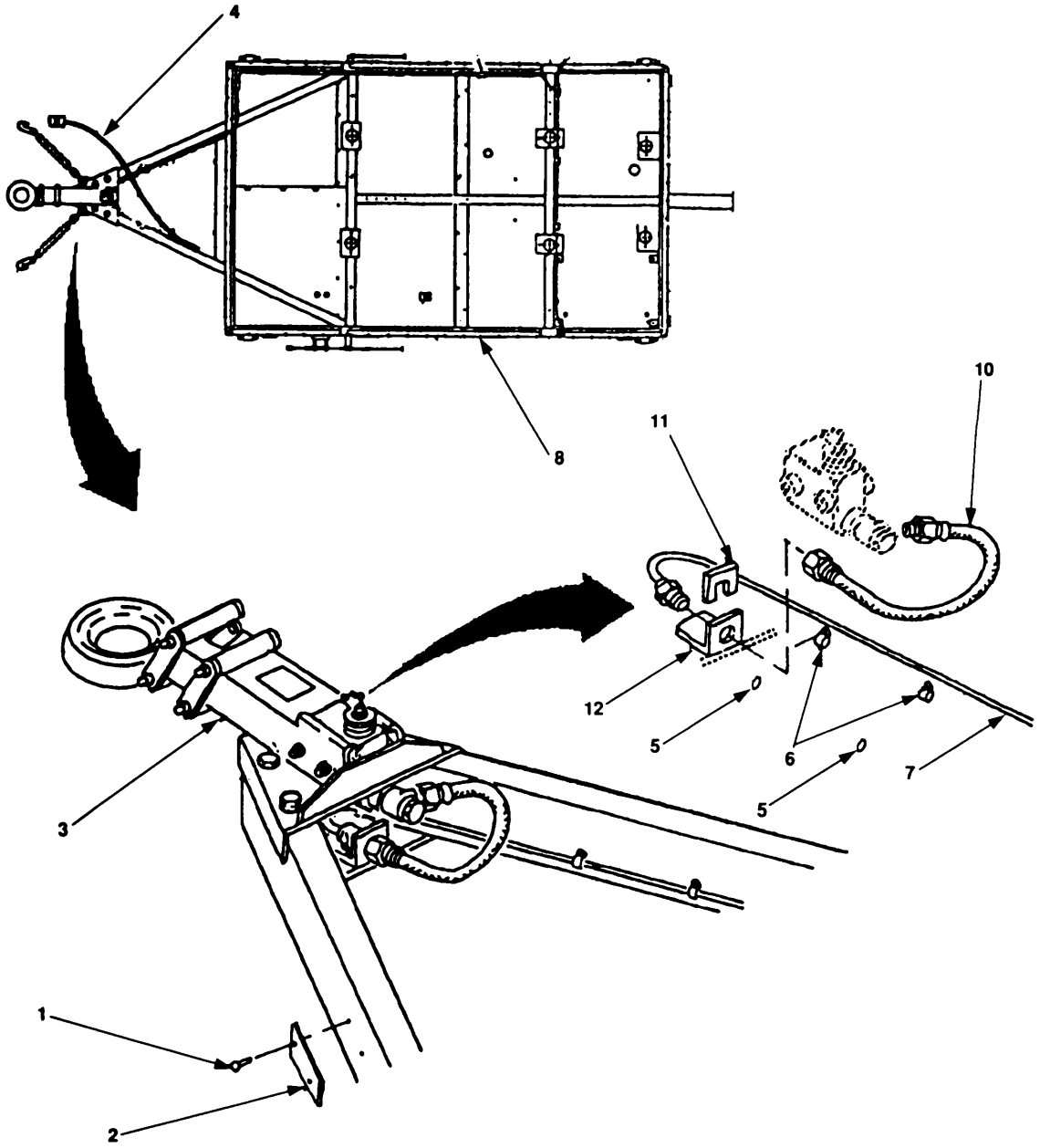


Figure 128. Brake System



SECTION II		TM10-4320-344-24P-2			
(1)	(2)	(3)	(4)	(5)	(6)
ITEM NO	SMR CODE	CAGEC	PART NUMBER	DESCRIPTION AND USABLE ON CODES (UOC)	QTY
				GROUP 12 WHEEL MOUNTED FRAME ASSEMBLY	
				FIG. 128 BRAKE SYSTEM	
1	XBOZZ	94222	38-104-04-13	.RIVET	4
2	XBOZZ	58319	9274	.PLATE,SERIAL NUMBER	1
3	XBOOO	58319	11893	.ACTUATOR,HYD MODIFIED TA-6 WITH 3 IN. LUNETT EYE	1
4	XBOZZ	58319	11963	.WIRING ASSY	1
5	XBOZZ	56049	16638	.SCREW CAP,SELF TAPP 1/4 IN	2
6	XBOZZ	6M055	E-223	.CLAMP	12
7	XBOZZ	58319	10047	.TUBING,HYD,STEEL KANT KINK 3/16ID W/FLARED FITTINGS 51IN L	1
8	XBOZZ	58319	11841	.TRAILER SUBASSY PARIAL WLDMNT	1
9	XBOZZ	56049	80910	..KIT,ACCESSORY	1
10	XBOZZ	79470	BH-11146	...HOSE ASSY,NM	1
11	XBOZZ	79470	112-05011	...CLIP,SPR TNSN	1
12	XBOZZ	56049	16197	...BRACKET,FRAME	1
				END OF FIGURE	

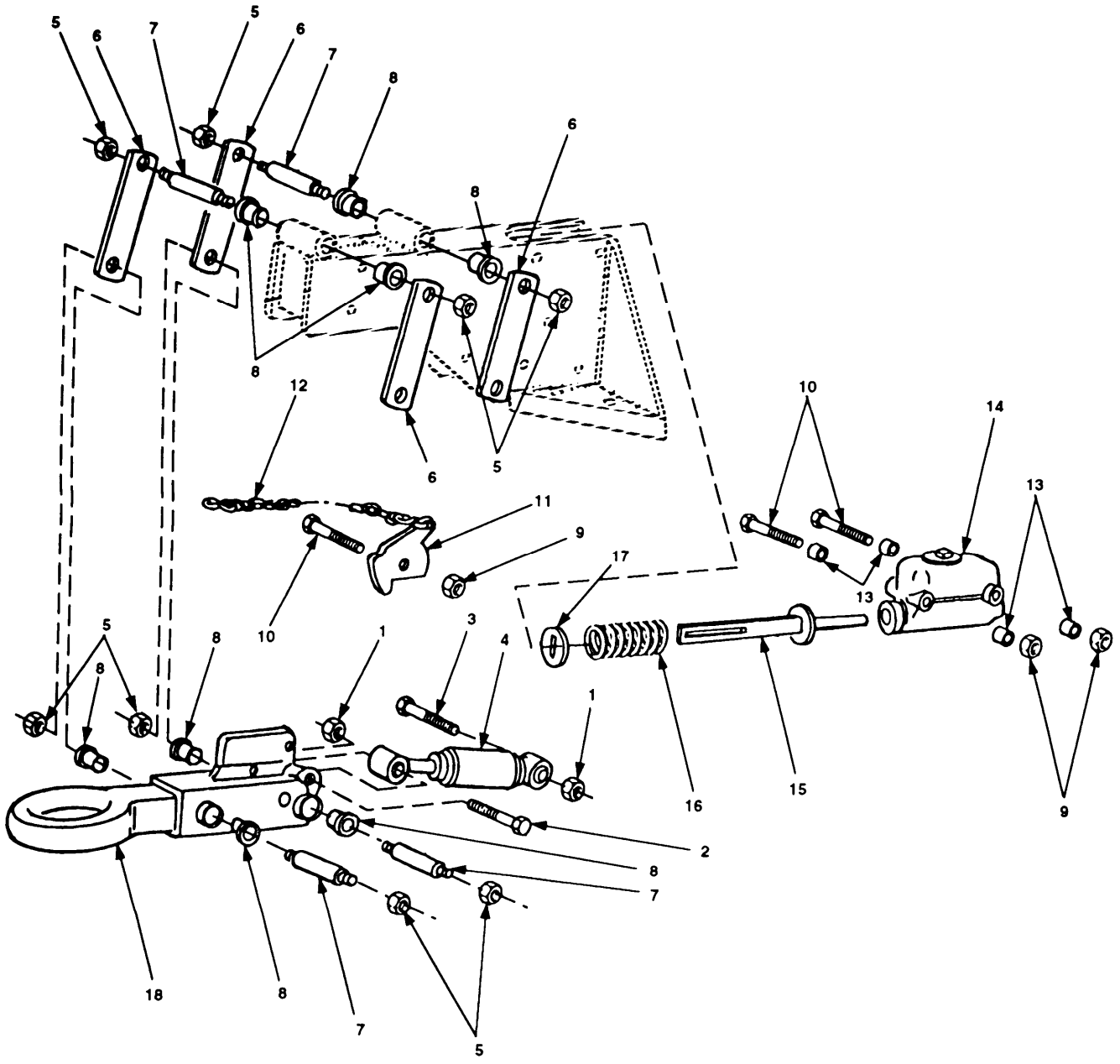


Figure 129. Brake Actuator Assembly

SECTION II (1)	ITEM (2)	(3)	TM10-4320-344-24P-2 (4)	(5)	(6)
NO	SMR CODE	CAGEC	PART NUMBER	DESCRIPTION AND USABLE ON CODES (UOC)	QTY
GROUP 12 WHEEL MOUNTED FRAME ASSEMBLY					
FIG. 129 BRAKE ACTUATOR ASSEMBLY					
1	PBFZZ	93072	1847	..NUT, SELF-LOCKING, HE	2
2	PBFZZ	96906	MS90727-91	..SCREW, CAP, HEXAGON H	1
3	PBFZZ	93072	1854	..SCREW, CAP, HEXAGON H	1
4	PBFZZ	93072	1844-2	..SHOCK ABSORBER, DIRE	1
5	PBFZZ	93072	1753	..NUT, SELF-LOCKING, SI	8
6	PBFZZ	93072	1808-1	..LINK, CHAIN	4
7	PBFZZ	93072	1829	..SHAFT, CHAIN	4
8	PBFZZ	93072	1745	..BEARING, SLEEVE	8
9	PBFZZ	93072	1747	..NUT, LOCK	3
10	PBFZZ	93072	1846	..SCREW, CAP, HEXAGON H	3
11	PAFZZ	93072	1804	..LEVER, BREAKAWAY	1
12	XBOZZ	93072	10511	..CHAIN ASSEMBLY INCLUDES S-HOOK	1
13	PBFZZ	93072	1841	..SPACER, SLEEVE	4
14	PAFZZ	93072	10614	..CYLINDER ASSEMBLY, H	1
15	PAFZZ	93072	10607	..PUSH ROD	1
16	PBFZZ	93072	1828	..SPRING	1
17	PBFZZ	93072	1840	..WASHER, PUSH ROD	1
18	PBFZZ	93072	10632	..COUPLER, DRAWBAR, RIN	1

END OF FIGURE

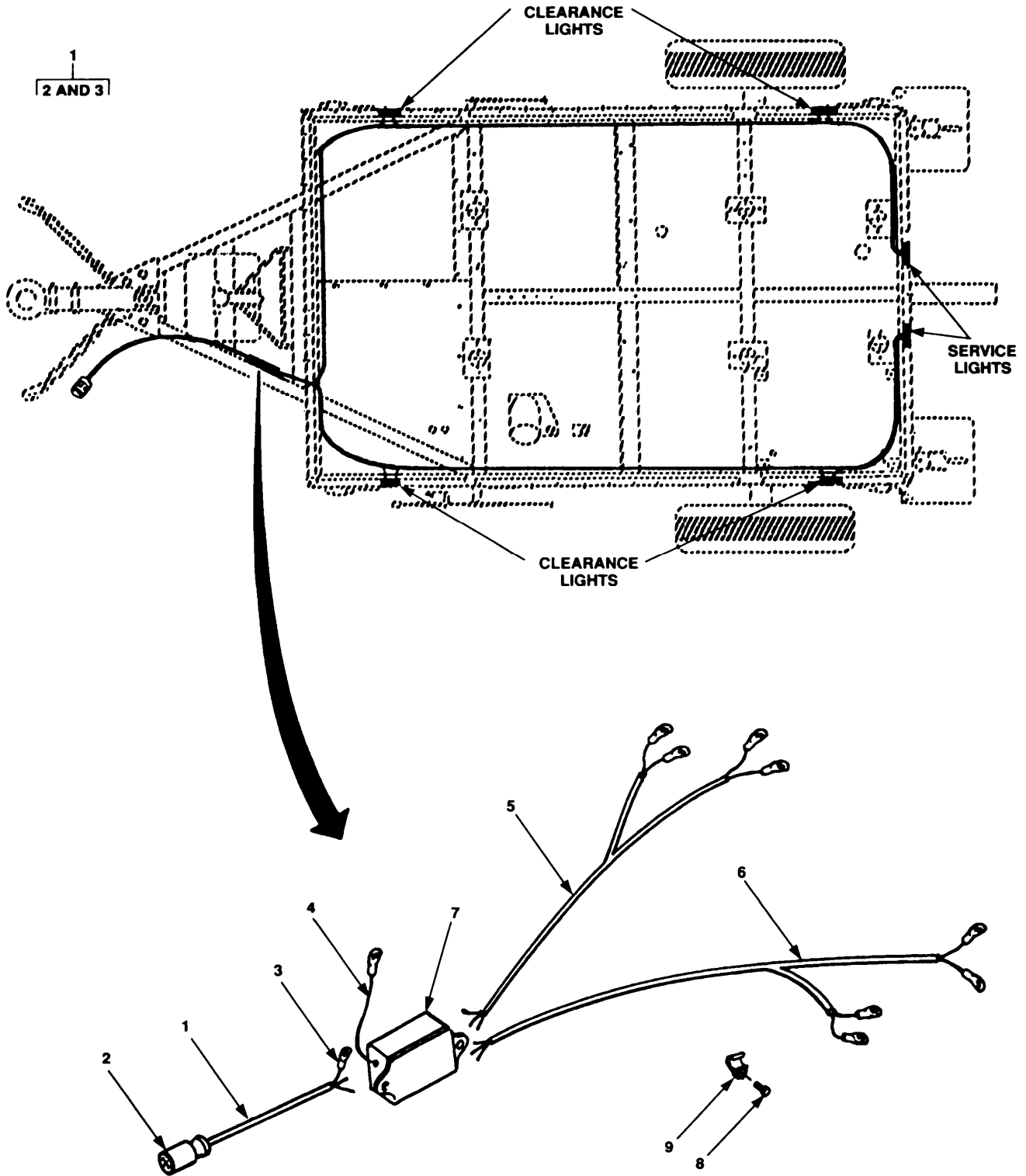


Figure 130. Wiring Harness, Trailer

SECTION II				TM10-4320-344-24P-2	
(1)	(2)	(3)	(4)	(5)	(6)
ITEM NO	SMR CODE	CAGEC	PART NUMBER	DESCRIPTION AND USABLE ON CODES (UOC)	QTY
GROUP 12 WHEEL MOUNTED FRAME ASSEMBLY					
FIG.130 WIRING HARNESS, TRAILER					
1	XBOZZ	58319	11226	..CABLE ASSY	1
2	PAOZA	96906	MS75020-1	...CONNECTOR, PLUG, ELEC	1
3	PBOZZ	96906	MS25036-154	...TERMINAL, LUG	8
4	XBOZZ	58319	11992	..WIRE, GROUND	1
5	XBOZZ	58319	11901	..WIRING HARNESS RIGHT HAND	1
6	XBOZZ	58319	11900	..WIRE HARNESS LEFT HAND	1
7	XBOZZ	06721	22010	..BOX, JUNCTION	1
8	XBOZZ	56049	16638	.SCREW CAP, SELF TAPP	28
9	XBOZZ	3M007	RLC-3/8X1/4	.CLAMP, CABLE	28

END OF FIGURE

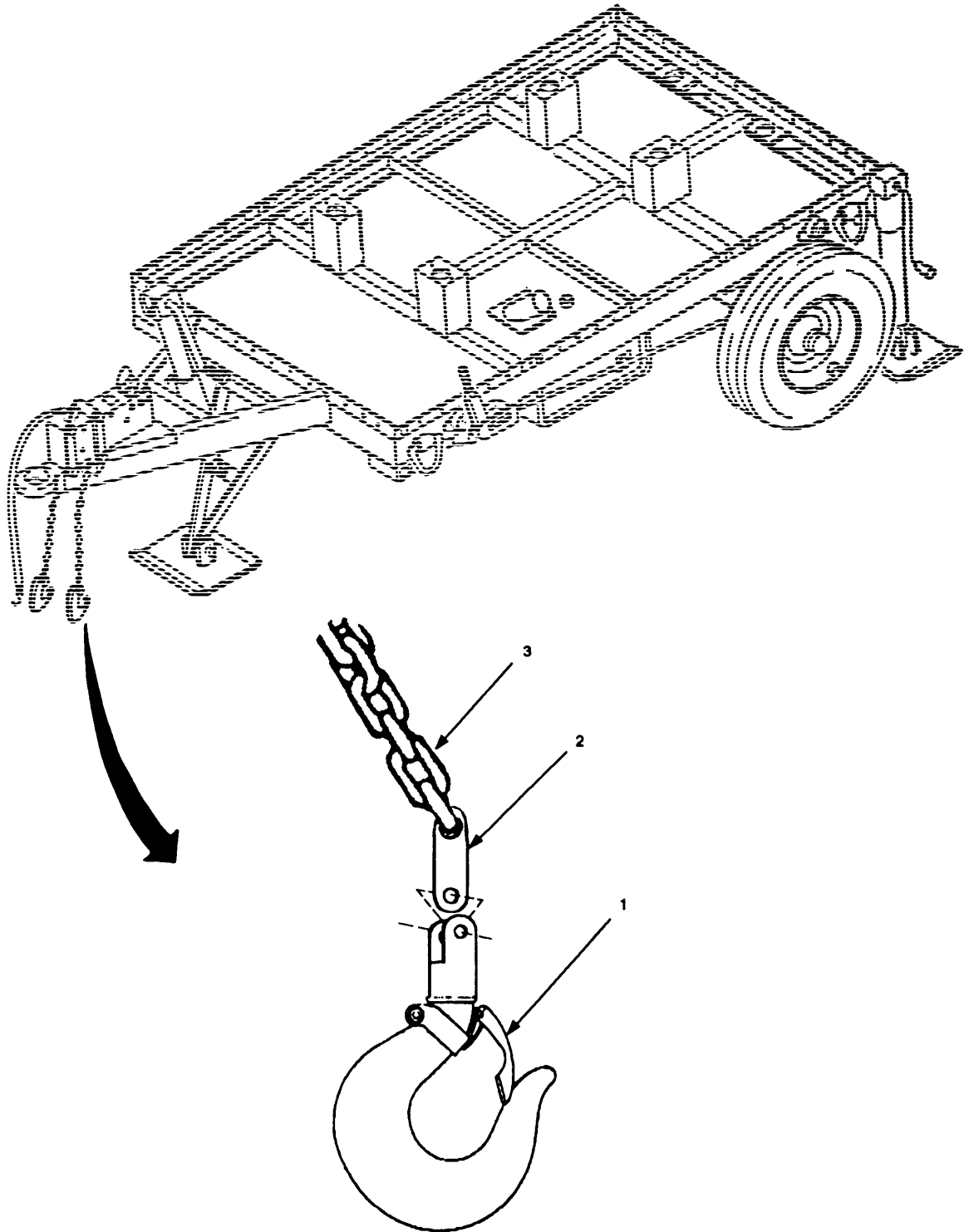


Figure 131. Safety Chains

SECTION II				TM10-4320-344-24P-2	
(1)	(2)	(3)	(4)	(5)	(6)
ITEM NO	SMR CODE	CAGEC	PART NUMBER	DESCRIPTION AND USABLE ON CODES (UOC)	QTY
				GROUP 12 WHEEL MOUNTED FRAME ASSEMBLY	
				FIG. 131 SAFETY CHAINS	
1	XBFZZ	41576	SA	.LATCH, SAFETY	2
2	XBFZZ	58319	11891	.LINK	2
3	MFFZZ	19099	RRC271TY1GRCCL4	.CHAIN, SAFETY MAKE FROM BULK P/N RR-C-271, TY1, GRC, CL4, 3/8IN. STEEL, 30.50 IN	1
				END OF FIGURE	





SECTION II (1)	SMR (2)	CAGEC (3)	PART (4)	DESCRIPTION AND USABLE ON CODES (UOC) (5)	QTY (6)
NO	CODE		NUMBER		
				GROUP 13 BULK	
				FIG. BULK	
1	MOOZZ	81349	MIL-H-8794-8	HOSE,RUBBER	V
2	MOOZZ	25567	073-39	TUBING,PLASTIC	1
3	MOOZZ	25567	18523-366	TUBING,PLASTIC	1
				END OF FIGURE	

BULK-1



SECTION III. SPECIAL TOOLS LIST

Not Applicable



## CROSS-REFERENCE INDEXES

## NATIONAL STOCK NUMBER INDEX

STOCK NUMBER	FIG.	ITEM	STOCK NUMBER	FIG.	ITEM
2815-00-003-0021	113	8	4730-00-254-6228	84	2
5310-00-003-4094	70	9	4730-00-266-0533	74	57
	83	10		80	3
5930-00-011-7872	74	40	4730-00-266-0538	84	11
5310-00-014-5850	68	82	5305-00-269-3211	80	12
	70	24		83	22
	78	56		119	7
	90	5		127	1
5310-00-045-3296	68	2	5325-00-276-4993	74	36
5310-00-045-3299	124	2	5365-00-282-1831	82	31
5310-00-045-4007	97	2	5330-00-300-5095	82	3
6140-00-057-2554	72	3	6625-00-321-6365	74	34
5935-00-059-2841	130	2	5330-00-360-0595	79	10
5305-00-068-0500	70	19	5310-00-407-9566	68	80
5305-00-068-0501	68	52		75	4
5305-00-068-0502	71	15		76	4
	91	2		85	5
5305-00-068-0508	74	2	3110-00-436-7329	111	20
5305-00-068-0509	82	24	5355-00-556-0145	74	41
	84	14	5355-00-559-8943	74	43
5310-00-087-7493	68	43	5310-00-582-5965	70	17
	75	3		71	14
	76	5		74	3
	85	6		84	13
3110-00-100-5303	125	17	2910-00-646-9727	94	6
5305-00-115-9526	71	4	5930-00-683-1628	74	39
2530-00-161-7575	126	29	5305-00-709-8542	129	2
2530-00-161-7576	126	29	5305-00-723-9381	82	21
5310-00-166-8341	68	23	5310-00-732-0558	71	3
	70	20		72	4
	71	9		80	10
	73	1		83	20
	79	15	5310-00-761-6882	70	18
	83	24		71	13
	91	4		74	1
	119	1		84	12
2590-00-175-9502	114	13	5310-00-763-8920	80	5
5940-00-177-2669	72	1		82	8
5940-00-177-2670	72	2	5310-00-763-8921	81	1
5905-00-186-3125	74	42	5365-00-803-7301	126	18
5306-00-225-8496	68	10	5310-00-809-3078	68	7
	71	10		69	38
	79	16		73	4
	119	2	5310-00-809-3079	70	10
5306-00-226-4825	68	6		83	13
	70	21		127	6
5306-00-226-4835	91	5	5310-00-809-4058	74	4
5940-00-230-0515	130	3	5310-00-809-4061	72	6
4730-00-250-7927	74	18		119	9
4730-00-253-4413	84	18		127	2

## CROSS-REFERENCE INDEXES

## NATIONAL STOCK NUMBER INDEX

STOCK NUMBER	FIG.	ITEM	STOCK NUMBER	FIG.	ITEM
5310-00-820-6653	80	6	5365-01-049-3976	113	17
5930-00-852-2407	74	38	2510-01-050-7136	129	4
5945-00-855-7478	73	5	5310-01-050-8832	129	17
4730-00-869-5246	79	9	2530-01-050-8929	129	14
6240-00-877-3405	124	13	3120-01-052-1151	129	8
5310-00-880-7744	85	4	5365-01-053-6898	129	13
5330-00-896-3554	81	5	5360-01-054-2281	129	16
	82	5	5310-01-056-0028	129	5
2910-00-911-0081	119	5	5310-01-056-0029	129	9
4320-00-917-5125	82	10	5305-01-056-0089	129	10
4930-00-917-5127	82	19	5306-01-056-2942	73	2
4730-00-939-6234	101	2		85	7
	103	1	5305-01-056-5415	129	3
5305-00-947-4354	81	3	5935-01-059-0117	72	11
4730-00-948-1719	79	12	2540-01-060-7031	129	18
5310-00-951-7209	80	9	2990-01-075-8300	90	2
5307-00-985-4918	82	4	5365-01-078-9653	82	37
5305-00-988-1727	82	7	5340-01-087-9679	126	30
5365-01-011-1458	82	14	5310-01-100-2064	88	3
5360-01-012-3590	113	10	5330-01-109-9915	112	5
5306-01-012-7251	113	4	4720-01-114-6629	94	1
5330-01-012-8854	118	13	5935-01-147-1281	124	9
5330-01-012-8860	108	7	5310-01-149-3703	112	2
5306-01-013-2928	118	2	5306-01-151-0039	110	7
5305-01-013-5452	82	13	4730-01-151-0129	88	7
5310-01-013-5463	100	7	2815-01-151-0145	113	12
	108	2	5330-01-165-7588	108	14
	109	10	5310-01-166-5857	85	2
	110	17		87	3
	111	13		88	11
	112	3		102	3
	114	3	2910-01-174-1334	89	3
	118	3	3120-01-178-1865	116	12
5310-01-013-5473	113	5	4730-01-185-5348	84	25
5310-01-013-5628	106	2	3020-01-185-6149	117	19
5310-01-013-5630	100	20	2910-01-187-2244	88	10
	110	19	3040-01-187-5240	92	7
5310-01-013-5631	96	13	2815-01-187-7163	113	24
	97	6	5330-01-188-0793	114	12
	100	22	5330-01-188-0850	118	23
	115	9	5330-01-188-0852	92	8
5365-01-013-5649	113	25	3120-01-188-0980	118	18
5330-01-014-0198	106	13	5365-01-188-1089	113	25
2815-01-021-9068	113	23	5935-01-188-2782	87	1
2815-01-021-9092	113	14	3020-01-188-3272	92	6
2815-01-022-0094	112	22	4730-01-188-8241	85	3
5305-01-024-2407	79	3	5310-01-190-7468	112	19
5340-01-029-1194	113	9	5360-01-191-8019	112	21
5330-01-035-9418	125	16	5330-01-191-8167	110	21
5975-01-047-0069	74	20	4720-01-191-8332	88	9

## CROSS-REFERENCE INDEXES

## NATIONAL STOCK NUMBER INDEX

STOCK NUMBER	FIG.	ITEM	STOCK NUMBER	FIG.	ITEM
3040-01-192-4465	112	9	5340-01-197-1502	118	19
3120-01-192-5794	117	10	5365-01-197-1503	118	12
5325-01-192-5822	110	11	5365-01-197-1504	118	8
5325-01-192-5823	110	12	5365-01-197-2332	88	21
2815-01-192-9801	112	23	4820-01-197-4745	88	4
5365-01-193-7160	114	14	3120-01-197-6657	116	9
5306-01-193-9282	115	7	5307-01-197-8199	112	8
5306-01-193-9283	100	19	4730-01-197-8226	88	6
5306-01-193-9285	114	1	5306-01-198-6464	111	14
5365-01-193-9335	118	14	3120-01-199-2175	114	21
5365-01-193-9336	118	6	3130-01-199-3497	117	9
5310-01-194-0686	118	9	5305-01-199-6251	111	9
5365-01-194-0758	114	6	5365-01-201-1890	117	13
3120-01-194-5062	118	17	5365-01-201-2008	113	6
5310-01-194-5922	117	7	5365-01-202-3642	117	12
5306-01-194-5925	111	1	6130-01-202-8719	97	4
5305-01-194-5926	114	17	3110-01-203-1015	82	32
5305-01-194-5928	100	14	5340-01-203-1070	82	20
5305-01-194-5930	112	17	6620-01-204-3181	102	4
3120-01-194-6285	117	2	5307-01-207-0170	113	3
5340-01-194-9143	112	20	5310-01-207-7205	111	16
3110-01-194-9908	114	20	5310-01-207-7206	113	7
5330-01-194-9950	100	24	5310-01-207-7208	112	7
3120-01-194-9980	117	11	5310-01-207-7209	92	5
3120-01-194-9981	112	12	5310-01-207-7210	88	13
4730-01-195-3668	88	2	5307-01-208-3691	92	11
4730-01-195-4244	102	15	5310-01-208-6603	117	17
5306-01-195-4992	117	6	5340-01-209-7006	114	10
5315-01-195-5439	116	10	5310-01-209-7008	86	2
5330-01-195-5622	111	11		107	5
5310-01-195-5845	83	18		110	3
5315-01-195-6658	117	18	5330-01-209-7031	104	6
2815-01-195-7143	112	4	5330-01-209-7032	104	8
5340-01-195-7304	111	10	5310-01-209-7212	112	16
2910-01-195-7430	112	15	5310-01-209-9396	105	16
3120-01-195-7984	114	7	5310-01-209-9405	118	21
3120-01-195-7985	114	19	5330-01-210-4983	118	5
5306-01-196-0433	116	11	5306-01-210-7391	114	2
5307-01-196-3329	111	4	5315-01-210-7569	117	15
5307-01-196-3330	111	5	2920-01-211-6691	97	7
5310-01-196-3870	86	1	2815-01-212-0934	116	3
	105	1	5306-01-212-5195	92	1
	106	1	3130-01-212-6110	117	8
	109	4	4730-01-212-6643	102	14
	110	5	5360-01-213-4636	114	11
	112	14	4320-01-214-7232	105	17
5310-01-196-3871	98	3	2940-01-217-4967	102	1
5365-01-196-6635	116	2	4810-01-232-7123	87	4
5310-01-197-1476	125	11	2815-01-234-4876	112	10
5315-01-197-1478	118	15	2815-01-234-7390	113	11

## CROSS-REFERENCE INDEXES

## NATIONAL STOCK NUMBER INDEX

STOCK NUMBER	FIG.	ITEM	STOCK NUMBER	FIG.	ITEM
4730-01-235-1454	88	1	5310-01-261-6507	90	3
5310-01-235-1857	109	9	2530-01-263-7061	126	8
	111	2	3030-01-270-9659	95	2
	111	12	2910-01-273-5877	86	3
	113	2	5310-01-273-7430	108	1
5310-01-235-3044	92	9	5365-01-273-7446	108	9
	96	12	5330-01-273-7454	70	39
	112	6	5340-01-273-7477	100	4
	113	19	5310-01-273-7516	106	11
4820-01-235-9022	84	16	4730-01-273-7522	108	10
5340-01-236-6391	117	16	5310-01-273-7526	108	8
5310-01-237-2051	100	2	5305-01-273-7535	83	15
	100	15	5305-01-273-7537	114	4
5306-01-237-2761	110	23	4720-01-273-7544	106	9
5310-01-237-2774	110	4	5340-01-273-7547	98	1
5310-01-237-2776	92	2	5305-01-273-7552	70	37
	110	16		106	10
3431-01-237-3636	94	2	5305-01-273-7553	98	5
5306-01-237-4919	109	5	5305-01-273-7556	109	11
5365-01-237-9127	102	2	4730-01-273-7557	100	8
5310-01-239-1304	92	10	5330-01-273-7569	108	12
	102	6	2940-01-273-7594	85	11
5305-01-239-1322	112	1	2910-01-273-7613	85	8
5305-01-239-2282	107	1	5310-01-274-2086	107	13
5305-01-239-2283	100	6		111	3
5310-01-239-2570	102	13	5310-01-274-2087	70	38
	106	6	5310-01-274-2088	114	5
	107	8	5305-01-274-2097	100	21
	109	2	5305-01-274-2098	100	18
	110	6	5305-01-274-4403	115	1
5306-01-239-3241	105	3	5340-01-274-7403	118	11
	106	3	5305-01-274-7424	115	8
	110	10	5305-01-274-7430	118	10
5305-01-242-0539	100	1	5365-01-274-7435	113	25
5340-01-242-6249	68	5	5365-01-274-7436	113	25
2835-01-244-2184	118	20	2815-01-274-7459	105	21
5310-01-250-3730	118	7	5310-01-277-9849	111	17
4320-01-251-6486	82	15	2815-01-280-4287	112	11
3120-01-251-6488	82	35	3030-01-281-8802	95	1
5340-01-251-6493	78	31	5310-01-283-4552	102	11
	84	22	4720-01-283-4570	103	3
	93	12	5360-01-287-7297	126	10
4730-01-251-6496	82	34	5315-01-287-8770	126	11
5310-01-252-5040	92	4	2530-01-287-9409	126	14
5305-01-252-6435	90	4	5360-01-288-5870	126	5
5340-01-252-7240	113	21	2815-01-294-1587	113	13
5310-01-252-7282	121	4	2815-01-294-1588	113	15
5306-01-253-1589	97	5	2815-01-294-5905	116	4
5306-01-254-2361	110	15	5315-01-304-5121	125	10
5310-01-258-4634	105	2	2910-01-314-4509	92	12



## CROSS-REFERENCE INDEXES

## NATIONAL STOCK NUMBER INDEX

STOCK NUMBER	FIG.	ITEM	STOCK NUMBER	FIG.	ITEM
5305-01-317-3243	109	12			
5360-01-320-5818	126	6			
5360-01-320-5819	126	9			
5360-01-320-5820	126	17			
2530-01-324-3704	116	1			
2815-01-324-3705	112	18			
5305-01-325-4590	106	5			
2950-01-325-4749	106	12			
5940-01-337-3315	124	10			
5330-01-343-2648	86	5			
4320-01-354-9593	81	8			
4610-01-354-9594	74	49			
2815-01-354-9595	109	13			
4030-01-361-1233	79	4			
	101	9			
4610-01-361-4050	74	51			
5330-01-364-4896	70	34			
5330-01-364-4897	70	33			
2815-01-364-6220	83	14			
2990-01-365-6928	98	4			
5310-01-377-3242	92	3			
5330-01-387-5409	100	3			
5307-01-387-5417	113	22			

## CROSS-REFERENCE INDEXES

CAGEC	PART NUMBER	PART NUMBER INDEX STOCK NUMBER	FIG.	ITEM
83930	AA-5/16-1		74	52
19099	AAAAA		98	7
61957	AD42BS		67	5
			71	17
			74	6
			83	5
			93	1
25567	AE02		84	26
25567	AE20		79	7
00736	AHRG-3781G		71	16
25567	AK 06		74	26
25567	AK 08		74	30
25567	AK 10		70	26
			74	15
			78	53
25567	AK04		82	25
90598	A7857		123	3
79470	BH-11146		128	10
25567	BP 10-04		69	45
			70	3
25567	BT0504		68	48
05624	BYRF1346	5305-01-252-6435	90	4
25567	B0402		69	39
25567	B0622		96	9
15991	B0814		127	5
25567	B0823		83	12
25567	B0832		70	11
25567	B1018		80	8
97111	B25		84	7
75800	CD1017610-826		71	7
00736	CD1017612R		71	6
28396	CON-150-C-M-1/8		81	7
81518	CWC		71	20
25567	C0808	5307-00-985-4918	82	4
25567	C1011		82	9
25567	C1211		82	6
70847	C304		69	17
78553	C33144-6		78	30
			84	21
70847	C354		69	16
25567	D 06		74	25
			97	1
25567	D 08		124	1
25567	D 08S		74	29
25567	D 10S		74	19
			78	54
15991	DD08		127	4
25567	DD04		68	51
			69	37
			91	1
25567	DD05		68	42

## CROSS-REFERENCE INDEXES

CAGEC	PART NUMBER	PART NUMBER INDEX STOCK NUMBER	FIG.	ITEM
25567	DM1004S	5305-01-013-5452	82	13
05624	DYNC-182		90	6
05624	DYNC11220-300-24 V		91	9
05624	DYNR10242		90	1
05624	DYNT10100	2990-01-075-8300	90	2
65149	DYNZ-47-1		90	7
05624	DYN1-10807-000-0 -24		74	50
05624	DYN2-40027-000-0 -24	4610-01-354-9594	74	49
05624	DYRF110		90	8
05624	DYRF532	5310-01-261-6507	90	3
6M055	E-223		128	6
78388	EPS-1-4	4610-01-361-4050	74	51
99189	F-SP-16510		82	18
25567	F0504		68	44
62445	F6L912B	2815-01-364-6220	83	14
05624	GYRF-42-900		90	9
35871	HAS-88		119	3
35871	HAS12	4730-00-939-6234	101	2
			103	1
97111	H5E		84	31
81349	MIL-H-8794-8		BULK	1
19099	MMMMM		122	4
04713	MR752		78	35
96906	MS16624-1050	5365-00-803-7301	126	18
96906	MS16624-1215	5365-00-282-1831	82	31
96906	MS18154-58	5305-00-115-9526	71	4
96906	MS19081-69	3110-00-100-5303	125	17
96906	MS24523-22	5930-00-683-1628	74	39
96906	MS24532-2	6625-00-321-6365	74	34
96906	MS24659-23D	5930-00-852-2407	74	38
96906	MS25036-154	5940-00-230-0515	130	3
96906	MS27020-9	4730-00-948-1719	79	12
96906	MS27028-9	4730-00-869-5246	79	9
96906	MS27030-5	5330-00-360-0595	79	10
96906	MS27183-10	5310-00-809-4058	74	4
96906	MS27183-11	5310-00-809-3078	68	7
			69	38
			73	4
96906	MS27183-13	5310-00-087-7493	68	43
			75	3
			76	5
			85	6
			96	5
96906	MS27183-15	5310-00-809-4061	72	6
			96	8
			119	9
			127	2
96906	MS27183-19	5310-00-809-3079	70	10

## CROSS-REFERENCE INDEXES

CAGEC	PART NUMBER	PART NUMBER INDEX STOCK NUMBER	FIG.	ITEM
96906	MS27183-19	5310-00-809-3079	83	13
			127	6
96906	MS27183-22	5310-00-951-7209	80	9
96906	MS27183-42	5310-00-014-5850	68	82
			70	24
			78	56
			90	5
96906	MS35000-3	6140-00-057-2554	72	3
96906	MS35338-41	5310-00-045-4007	97	2
96906	MS35338-42	5310-00-045-3299	124	2
96906	MS35338-43	5310-00-045-3296	68	2
			72	9
96906	MS35338-44	5310-00-582-5965	70	17
			71	14
			74	3
			84	13
			93	8
96906	MS35338-45	5310-00-407-9566	68	80
			75	4
			76	4
			85	5
			96	3
96906	MS35338-46		71	5
			72	13
			80	11
			83	21
			91	7
			96	7
			119	8
			127	3
96906	MS35338-48	5310-00-003-4094	70	9
			83	10
96906	MS35338-50	5310-00-820-6653	80	6
96906	MS35645-2	2910-00-911-0081	119	5
96906	MS35649-202		70	23
			72	8
96906	MS35869-22	4730-00-266-0533	74	57
			80	3
96906	MS35869-23	4730-00-266-0538	84	11
96906	MS51963-69	5305-00-723-9381	82	21
96906	MS51967-14		70	8
			82	1
			83	9
96906	MS51967-2	5310-00-761-6882	70	18
			71	13
			74	1
			84	12
			93	7
96906	MS51967-20	5310-00-763-8920	80	5
			82	8
96906	MS51967-23	5310-00-763-8921	81	1

## CROSS-REFERENCE INDEXES

CAGEC	PART NUMBER	PART NUMBER INDEX STOCK NUMBER	FIG.	ITEM
96906	MS51967-5	5310-00-880-7744	85	4
96906	MS51967-8	5310-00-732-0558	71	3
			72	4
			80	10
			83	20
			96	6
81349	MS55629A20RK		74	37
96906	MS75020-1	5935-00-059-2841	130	2
96906	MS90725-3	5305-00-068-0500	70	19
			93	9
96906	MS90725-31	5306-00-225-8496	68	10
			71	10
			79	16
			119	2
96906	MS90725-35	5306-01-056-2942	73	2
			85	7
96906	MS90725-36		96	2
96906	MS90725-5	5305-00-068-0501	68	52
96906	MS90725-6	5305-00-068-0502	71	15
			91	2
96906	MS90725-60	5305-00-269-3211	80	12
			83	22
			119	7
			127	1
96906	MS90727-57		72	12
96906	MS90727-91	5305-00-709-8542	129	2
96906	MS90728-10	5305-00-068-0509	82	24
			84	14
96906	MS90728-191	5305-00-947-4354	81	3
96906	MS90728-32	5306-00-226-4825	68	6
			70	21
96906	MS90728-42	5306-00-226-4835	91	5
96906	MS90728-6	5305-00-068-0508	74	2
96906	MS91528-1K2B	5355-00-556-0145	74	41
96906	MS91528-2K2B	5355-00-559-8943	74	43
19099	NNNNN		122	5
25567	N0605-1/2		82	36
24381	PB-600		74	59
78357	PDP23-6		84	6
25567	P04		82	22
25567	P06		70	30
59730	RB44	5940-01-337-3315	124	10
00736	RC09450D		71	2
3M007	RLC-3/8X1/4		130	9
19099	RRC271TY1GRCL4		131	3
25567	RS06	4730-00-253-4413	84	18
19099	RV4NAYS0503A		74	44
81860	R18733-3		80	7
			83	11
25567	R24		79	14
41576	SA		131	1

## CROSS-REFERENCE INDEXES

CAGEC	PART NUMBER	PART NUMBER INDEX STOCK NUMBER	FIG.	ITEM
06383	SSC-2S-S10-C	5975-01-047-0069	74	20
06383	SST1-5M		78	39
			80	1
			84	19
25567	S1790		77	6
			78	20
25567	S1950		77	11
25567	S621		76	1
70842	TC6566	5935-01-147-1281	124	9
3B163	TS-4, COUPLED W/B 1304 E/E X 36IN		80	2
3B163	TS-4, COUPLED W/B 1304 E/E X22IN		74	62
3B163	TS-4, COUPLED W/B 1304 E/EX30-1/4		80	4
3B163	TS-4, COUPLEDW/B1 304 E/EX32IN		74	61
3B163	TS-4, CPLD W/B130 4 E/E X11-1/2		74	55
3B163	TS-4, CPLD W/B130 4 E/EX12-1/2		74	56
25567	T06		84	5
25567	T2024		79	8
25567	T2436		79	13
12697	VPR10F-200OHMS		74	28
25567	X 06-02		74	27
			97	3
25567	X 08-02-1/2		124	3
25567	X 10-01-1/2		70	25
25567	X 10-02	5305-01-024-2407	79	3
25567	X 10-02S		68	1
			74	14
			78	52
			101	8
25567	X 10-03S		74	21
25567	X 10-04		72	10
19099	XXXXXXX		78	17
25567	X0404	5305-00-988-1727	82	7
25567	X0502-1/2		68	79
62445	003-2043	4820-01-197-4745	88	4
15460	006-005-00	5310-01-252-7282	121	4
44655	0149	5905-00-186-3125	74	42
25567	073-39		BULK	2
15460	10-1	5330-01-035-9418	125	16
79470	10012B-112		101	4
58319	10047		128	7
58319	10095		121	3
58319	10096		121	6
25567	10278	5365-01-011-1458	82	14
93072	10511		129	12
93072	10607		129	15

## CROSS-REFERENCE INDEXES

CAGEC	PART NUMBER	PART NUMBER INDEX STOCK NUMBER	FIG.	ITEM
93072	10614	2530-01-050-8929	129	14
93072	10632	2540-01-060-7031	129	18
62445	110 0110		70	32
62445	110 1428	5305-01-273-7535	83	15
62445	110 2298	5305-01-273-7537	114	4
62445	110 3735	5305-01-273-7556	109	11
62445	110 3790		83	16
62445	110 4935	5305-01-274-4403	115	1
62445	110 5501		97	10
62445	110 7550	5310-01-273-7516	106	11
62445	110 7602		97	8
62445	110-1294	5310-01-196-3871	98	3
62445	110-1492	5310-01-273-7526	108	8
62445	110-2659	5310-01-235-3044	92	9
			96	12
			112	6
			113	19
62445	110-2797	5310-01-013-5628	106	2
62445	110-2800	5310-01-013-5631	96	13
62445	110-3316	5306-01-239-3241	105	3
			106	3
			110	10
80686	110-42		74	65
62445	110-7095	5310-01-239-2570	102	13
			106	6
			107	8
			109	2
			110	6
62445	110-7105	5310-01-239-1304	92	10
			96	14
			102	6
62445	110-7283	5310-01-237-2776	92	2
			110	16
62445	110-7548	5310-01-237-2051	100	2
			100	15
			104	2
62445	1100169	5310-01-252-5040	92	4
62445	1102193		104	1
62445	1102797	5310-01-209-7008	86	2
			88	15
			107	5
			110	3
			115	5
62445	1102799	5310-01-013-5630	100	20
			105	8
			110	19
62445	1102800	5310-01-013-5631	97	6
			100	22
			115	9
25567	11049	3120-01-251-6488	82	35
62445	1105166	5315-01-195-6658	117	18

## CROSS-REFERENCE INDEXES

CAGEC	PART NUMBER	PART NUMBER INDEX STOCK NUMBER	FIG.	ITEM			
62445	1107101	5310-01-013-5463	100	7			
			108	2			
			109	10			
			110	17			
			111	13			
			112	3			
			114	3			
			118	3			
			62445	1107556	5365-01-194-0758	114	6
			62445	1107821	5365-01-196-6635	116	2
			62445	111 0259	5307-01-387-5417	113	22
			62445	111 0548		110	20
			62445	111 0573		104	3
			62445	111 0664	5305-01-274-7424	115	8
62445	111 1092		102	12			
62445	111 1191		102	10			
62445	111 1218	5305-01-317-3243	109	12			
62445	111 1336	5305-01-274-2097	100	21			
62445	111 1339		96	15			
62445	111 1382		102	5			
62445	111 2232		109	1			
62445	111 2297		115	10			
62445	111 2333	5305-01-239-2283	105	7			
62445	111 7861	5310-01-258-4634	100	6			
62445	111 8642		105	2			
62445	111 8659		85	10			
62445	111 8659	5310-01-250-3730	118	7			
62445	111 8673	5330-01-012-8854	118	13			
62445	111 8727	5310-01-194-0686	118	9			
62445	111 9246		85	1			
62445	111-2232		85	9			
			107	4			
			110	2			
62445	111-2240		88	16			
			107	7			
		5306-01-151-0039	110	7			
62445	111-2264	5306-01-237-4919	109	5			
62445	111-2307	5306-01-237-2761	110	23			
62445	111-2322	5305-01-239-2282	107	1			
62445	111-2341	5305-01-239-1322	112	1			
62445	111-2813	5310-01-196-3870	86	1			
			88	14			
			105	1			
			106	1			
			109	4			
			110	5			
			112	14			
62445	111-2824	5310-01-235-1857	109	9			
			111	2			
			111	12			
			113	2			



## CROSS-REFERENCE INDEXES

CAGEC	PART NUMBER	PART NUMBER INDEX STOCK NUMBER	FIG.	ITEM
62445	111-3476	5307-01-197-8199	112	8
62445	111-5333	5315-01-197-1478	118	15
62445	111-7869	5310-01-274-2087	70	38
62445	111-8693	5310-01-166-5857	85	2
			87	3
			102	3
62445	111-8960	5365-01-237-9127	102	2
62445	111-9610		105	14
62445	1110422	5365-01-197-1503	118	12
62445	1110577	5305-01-194-5928	100	14
62445	1110606		105	13
62445	1110688	5305-01-194-5926	114	17
62445	1111153	5306-01-198-6464	111	14
62445	1111168	5306-01-210-7391	114	2
62445	1111179	5306-01-193-9285	114	1
62445	1112295	5306-01-193-9283	100	19
			115	4
62445	1112299	5306-01-254-2361	110	15
62445	1112322	5306-01-013-2928	118	2
62445	1112418	5306-01-253-1589	97	5
62445	1112429	5306-01-193-9282	115	7
62445	1113148	5310-01-209-7212	112	16
62445	1115459	3120-01-195-7984	114	7
62445	1115464	5315-01-210-7569	117	15
62445	1118647	5310-01-100-2064	88	3
62445	1118693	5310-01-166-5857	88	11
62445	1118750		114	9
62445	1118760	5310-01-207-7206	113	7
62445	1118998	5365-01-193-9336	118	6
62445	1119231	4730-01-195-3668	88	2
62445	1119237	4730-01-151-0129	88	7
62445	1119611	5310-01-209-9405	118	21
62445	112 2399	5305-01-274-2098	100	18
62445	112 5788		108	6
62445	112 5801	5310-01-195-5845	83	18
62445	112 7679	5310-01-274-2088	114	5
79470	112-05011		128	11
62445	112-6918	5305-01-242-0539	100	1
58319	11225		125	8
58319	11226		130	1
58319	11246		122	3
62445	1124753	5307-01-207-0170	113	3
58319	11251		122	6
58319	11256		122	1
58319	11259		123	4
62445	1128196	5306-01-212-5195	92	1
62445	113 6454		70	31
62445	113 6481		108	16
62445	113-7459	5935-01-188-2782	87	1
62445	1132314	5305-01-199-6251	111	9
62445	1136990	5306-01-195-4992	117	6

## CROSS-REFERENCE INDEXES

CAGEC	PART NUMBER	PART NUMBER INDEX STOCK NUMBER	FIG.	ITEM
62445	116 5788		114	15
62445	116 5789	5365-01-273-7446	108	9
62445	116 5839	5340-01-274-7403	118	11
62445	116 8140		109	3
36719	116-2449		108	4
62445	116-8817	2815-00-003-0021	113	8
62445	1160592	5325-01-192-5823	110	12
62445	1161469		88	19
62445	1166103	5330-01-188-0852	92	8
62445	1166110	5330-01-194-9950	100	24
62445	1166951		117	3
62445	1167010	5310-01-208-6603	117	17
62445	1167266	3120-01-188-0980	118	18
19207	11674728	5935-01-059-0117	72	11
19207	11674729		72	15
19207	11674730		72	14
19207	11675004		72	16
19207	11682345		72	17
62445	117 0289		88	17
62445	117 0293		88	18
62445	117 2979	5340-01-273-7547	98	1
62445	117 3627	4730-01-273-7522	108	10
62445	117 3631	5330-01-273-7569	108	12
62445	117 3962		100	12
62445	117 3971		106	8
62445	117 4336		116	7
62445	117 4483		85	14
62445	117 4706	5330-01-343-2648	86	5
62445	117 4764		107	2
62445	117 5630		100	13
62445	117 6107		116	6
62445	117 6374		118	22
62445	117 7087		108	15
62445	117 7826		116	5
62445	117-4421	2940-01-217-4967	102	1
62445	117-4482		85	13
62445	117-5634	4720-01-273-7544	106	9
62445	117-6023	6620-01-204-3181	102	4
62445	1170580	5340-01-236-6391	117	16
62445	1170642		88	20
62445	1171763	5305-01-273-7553	98	5
62445	1172303	5310-01-209-9396	105	16
62445	1172655	3110-00-436-7329	111	20
62445	1173241	2920-01-211-6691	97	7
62445	1174190	5307-01-208-3691	92	11
62445	1174191	5307-01-196-3329	111	4
62445	1174192	5307-01-196-3330	111	5
62445	1174194	5306-01-194-5925	111	1
62445	1174311	5330-01-188-0850	118	23
62445	1174429	4720-01-191-8332	88	9
58319	11840		120	1

## CROSS-REFERENCE INDEXES

CAGEC	PART NUMBER	PART NUMBER INDEX STOCK NUMBER	FIG.	ITEM
58319	11841		128	8
58319	11890		122	2
58319	11891		131	2
58319	11893		128	3
58319	11897		121	1
58319	11900		130	6
58319	11901		130	5
58319	11902		125	6
58319	11912		127	7
58319	11933		119	11
58319	11941		122	8
58319	11953		125	5
58319	11957		122	7
58319	11963		128	4
58319	11991		125	4
58319	11992		130	4
62445	121 0230		105	4
62445	121 5567	5305-01-274-7430	118	10
62445	121 6108	5310-01-274-2086	107	13
			111	3
62445	121 6127	5310-01-283-4552	102	11
62445	121 6143	5330-01-387-5409	100	3
62445	121 6697	5340-01-273-7477	100	4
62445	121-5850	5310-01-237-2774	110	4
62445	121-6107	5310-01-194-5922	117	7
62445	121-6307	5310-01-149-3703	112	2
62445	121-6492	4730-01-235-1454	88	1
62445	1210231		105	6
62445	1214987	5365-01-197-1504	118	8
62445	1215235	5365-01-193-9335	118	14
62445	1215500	5365-01-049-3976	113	17
62445	1216080	5310-01-207-7208	112	7
62445	1216128		117	4
62445	1216151		104	4
62445	1216240	5340-01-197-1502	118	19
62445	1216306	5310-01-207-7210	88	13
62445	1216511	4730-01-195-4244	102	15
62445	1236290	5365-01-193-7160	114	14
62445	1236291	2590-00-175-9502	114	13
93061	125HBL-4-6		84	17
6A152	127-0896		74	22
6A152	127-0896 .1		74	23
62445	129-0579	4730-01-188-8241	85	3
62445	129-8481		89	10
94189	12972		126	16
62445	1298479		89	7
62445	1298480		89	4
62445	130 9537		89	11
62445	130 9605	5305-01-325-4590	106	5
62445	1306957		89	9
62445	132 0402		85	12

## CROSS-REFERENCE INDEXES

CAGEC	PART NUMBER	PART NUMBER INDEX STOCK NUMBER	FIG.	ITEM
62445	132 0794		97	11
62445	140 0708	4720-01-283-4570	103	3
62445	140 1420		109	8
22421	146		74	58
15460	15-2		121	5
8L740	15-4BUNA(N)		119	15
15460	15-57		125	12
93061	150F-6-6		84	3
00736	150145-029N		71	8
60038	15245-15123		125	13
56049	16197		128	12
08806	1662	6240-00-877-3405	124	13
56049	16638		123	1
			128	5
			130	8
25567	1679GC	5330-00-896-3554	81	5
			82	5
94189	17406		126	15
93072	1745	3120-01-052-1151	129	8
93072	1747	5310-01-056-0029	129	9
93072	1753	5310-01-056-0028	129	5
94189	17917		126	25
15460	18-11		125	3
93072	1804		129	11
93072	1808-1		129	6
25567	18111-008		78	25
25567	18124-005		78	22
25567	18124-007		78	23
25567	18142-411		77	16
			78	26
25567	18142-421		77	15
			78	24
25567	18142-441		78	32
25567	18149-035		78	27
93072	1828	5360-01-054-2281	129	16
93072	1829		129	7
93072	1840	5310-01-050-8832	129	17
93072	1841	5365-01-053-6898	129	13
93072	1844-2	2510-01-050-7136	129	4
93072	1846	5305-01-056-0089	129	10
93072	1847		129	1
94189	18496		126	31
94189	18497		126	20
94189	18502		126	26
94189	18503		126	21
94189	18508	5315-01-287-8770	126	11
25567	18523-366		BULK	3
25567	18523-366AR		84	24
			93	13
25567	18523-756		119	6
93072	1854	5305-01-056-5415	129	3

## CROSS-REFERENCE INDEXES

CAGEC	PART NUMBER	PART NUMBER INDEX STOCK NUMBER	FIG.	ITEM
25567	18763-026		78	37
25567	18763-028		78	38
25567	18763-227		124	11
25567	18763-244		77	18
25567	18763-245		77	17
25567	18763-247		78	33
25567	18763-248		78	29
25567	18763-249		78	28
94189	18836	2530-01-287-9409	126	14
94189	18950		126	7
15460	19-2	5315-01-304-5121	125	10
31211	2-26		96	1
91929	2TL1-50	5930-00-011-7872	74	40
53203	20011	2910-00-646-9727	94	6
71956	2012	5365-01-078-9653	82	37
62445	20168121		89	8
62445	20168122		89	6
56049	20187		125	7
53203	20249		93	15
15460	21-1		125	9
62445	210 1785		110	1
62445	210 2313		115	6
62445	2101007	3120-01-199-2175	114	21
62445	2101224		117	1
62445	2101681	5306-01-012-7251	113	4
62445	2101802	5330-01-191-8167	110	21
25567	21161-481		84	4
25567	21168-305		68	54
25567	21171-511		82	29
53203	21249		94	7
25569	21263-561		69	47
25567	21281-472		73	3
25567	21285-244		79	1
			84	20
			93	5
			101	6
4K184	21295-N		70	13
62445	213 0498		99	1
62445	213 2685	5310-01-377-3242	92	3
62445	213 4064		108	11
62445	213 5024		114	8
62445	213 5736		107	14
62445	213 5737		107	6
62445	213 5748		107	9
62445	213 6438		110	18
62445	213 6517		110	22
62445	213 7096	2815-01-151-0145	113	12
62445	213 8185	3130-01-199-3497	117	9
62445	213 8415		107	11
62445	213 8417		107	10
62445	213 8442		107	3

## CROSS-REFERENCE INDEXES

CAGEC	PART NUMBER	PART NUMBER INDEX STOCK NUMBER	FIG.	ITEM
62445	213-1029	2815-01-234-7390	113	11
62445	213-4045		108	3
62445	213-7302	2815-01-021-9092	113	14
62445	213-7306		113	16
36719	213-7612		105	20
62445	2130385	4320-01-214-7232	105	17
62445	2131081		115	3
62445	2133835		111	19
62445	2133837		111	22
62445	2134266		100	11
62445	2134631		105	9
62445	2134712		108	13
62445	2134806		111	18
62445	2134884	5310-01-207-7205	111	16
62445	2135002	2910-01-187-2244	88	10
62445	2135019	5340-01-209-7006	114	10
62445	2136432		111	23
62445	2136433		111	21
62445	2136434	5330-01-195-5622	111	11
62445	2136596	5365-01-201-2008	113	6
62445	2136720	5330-01-209-7031	104	6
62445	2137256	5365-01-013-5649	113	25
36719	2137534		88	5
62445	2137568		89	1
62445	2137580	5340-01-252-7240	113	21
62445	2137591		113	20
62445	2137750	3120-01-178-1865	116	12
36719	2137909	5330-01-014-0198	106	13
62445	2138184	3130-01-212-6110	117	8
62445	2138266		103	4
62445	2139287	3020-01-188-3272	92	6
62445	2139737	3120-01-194-5062	118	17
62445	2139771		105	5
62445	216 3210		83	19
93061	216P-4		74	67
25567	21769-107		68	21
			68	26
			68	29
			68	33
			68	37
			68	40
			68	58
			68	64
			68	68
			68	73
			68	86
			68	90
			68	93
			68	96
25567	21769-108		119	10
75665	22-793		82	39

## CROSS-REFERENCE INDEXES

CAGEC	PART NUMBER	PART NUMBER INDEX STOCK NUMBER	FIG.	ITEM
53203	220 451	3431-01-237-3636	94	2
06721	22010		130	7
62445	223 0216	2815-01-021-9068	113	23
62445	223 0418		102	16
36719	223 0704	5330-01-165-7588	108	14
62445	223 1127	5330-01-273-7454	70	39
62445	223 1138		70	40
62445	223 1944		110	24
62445	223 2033		106	7
62445	223 2963	5365-01-188-1089	113	25
62445	223 3056		100	23
62445	223 4134		118	1
62445	223 4457		102	7
62445	223 4896		102	9
62445	223 4903		100	10
62445	223 4922		109	6
62445	223 4943		109	7
62445	223 5352	2950-01-325-4749	106	12
62445	223 5461	2815-01-354-9595	109	13
62445	223 5812		114	16
62445	223 5816	3030-01-281-8802	95	1
62445	223 5846		110	13
62445	223 6578		112	13
62445	223 7494		105	10
62445	223 8156		103	2
62445	223 8623		117	5
62445	223 9331	5365-01-274-7436	113	25
62445	223 9458		107	12
62445	223 9471		100	5
62445	223-2528		113	18
62445	223-3085	2910-01-174-1334	89	3
62445	223-5180	3030-01-270-9659	95	2
62445	223-5715	4730-01-273-7557	100	8
62445	223-6736	2815-01-280-4287	112	11
36719	223-7234		105	19
36719	223-7346		105	18
36719	223-7923	2815-01-274-7459	105	21
62445	223-8548		108	5
62445	223-9584	2835-01-244-2184	118	20
62445	2230170	5365-01-201-1890	117	13
62445	2230181	5365-01-202-3642	117	12
62445	2230761		104	7
62445	2231082		118	16
62445	2231136	4730-01-197-8226	88	6
62445	2231924	2815-01-187-7163	113	24
62445	2232281	4730-01-212-6643	102	14
62445	2232840	5310-01-190-7468	112	19
62445	2232935		110	9
62445	2233086		89	5
62445	2234133	5330-01-188-0793	114	12
62445	2234172	3110-01-194-9908	114	20

## CROSS-REFERENCE INDEXES

CAGEC	PART NUMBER	PART NUMBER INDEX STOCK NUMBER	FIG.	ITEM
62445	2234784	2815-01-195-7143	112	4
62445	2234870		118	4
62445	2235117	3040-01-187-5240	92	7
62445	2235118	5310-01-207-7209	92	5
62445	2235520	5306-01-196-0433	116	11
62445	2237256	3020-01-185-6149	117	19
62445	2237638	5360-01-213-4636	114	11
62445	2237661	3120-01-194-9981	112	12
62445	2237665	3040-01-192-4465	112	9
62445	2237847	5340-01-195-7304	111	10
62445	2238196	5310-01-277-9849	111	17
62445	2238751		105	15
62445	2239280		118	24
62445	2239550	2910-01-273-5877	86	3
62445	2239984		105	12
62445	224 0193		115	2
62445	224 7827		87	2
62445	224 8237		115	12
62445	224 8490		98	2
62445	224-6170		83	17
62445	224-8132	2940-01-273-7594	85	11
62445	224-8154	2910-01-273-7613	85	8
62445	2245062		98	6
62445	2248270	4810-01-232-7123	87	4
25567	22569-005		68	12
			68	15
			68	18
			68	32
			68	36
			68	61
			68	67
			68	85
25567	22645-129		83	3
25567	22645-132		75	2
25567	22645-135		76	3
25567	22645-162		91	6
25567	22645-164		82	28
25567	22645-180		70	14
			83	1
25567	22645-342		70	16
25567	23282-012	3110-01-203-1015	82	32
94189	23323		126	13
94189	23457		126	28
62445	241 1054	5310-01-273-7430	108	1
62445	242 0249	5330-01-364-4896	70	34
70485	2426		93	14
94189	24668		126	22
94189	24669		126	22
93061	249F-6-6	4730-00-254-6228	84	2
15460	25-11		125	15
8L740	252121		119	13



## CROSS-REFERENCE INDEXES

CAGEC	PART NUMBER	PART NUMBER INDEX STOCK NUMBER	FIG.	ITEM
25567	25512-109		81	6
25567	26861-022		74	24
75665	27-328		82	41
97945	2701-90021Y		74	33
97945	2701-90031Y		74	32
97945	2701-90051Y		74	31
97945	2701-90095Y		99	2
25567	27111-315	5340-01-251-6493	78	31
			84	22
			93	12
25567	27141-254		74	60
25567	27213-028		78	1
25567	27214-503		77	8
25567	27214-504		77	7
25567	27214-505		77	5
25567	27214-513		77	3
25567	27214-514		77	2
25567	27214-515		77	4
			78	12
25567	27214-516		78	11
25567	27214-526		78	5
25567	27214-527		78	4
			78	9
			78	15
25567	27214-528		78	3
25567	27215-302		77	14
25567	27215-312		77	12
25567	27215-313		78	14
25567	27215-321		77	13
25567	27215-322		78	13
25567	27216-564		78	8
25567	27216-565		78	2
25567	27216-576		78	7
25567	27228-505		77	1
			78	16
25567	27228-515		77	9
			78	6
25567	27236-043		78	19
25567	27236-255		78	21
25567	27245-103		78	40
25567	27245-115		78	41
25567	27245-123		78	34
25567	27245-135		78	42
25567	27284-202		77	10
			78	10
25567	27475-017		78	43
25567	27475-018		78	44
25567	27475-019		78	45
25567	27761-001	6130-01-202-8719	97	4
93061	28-4-2	4730-01-185-5348	84	25
27182	29-4	5340-01-242-6249	68	5

## CROSS-REFERENCE INDEXES

CAGEC	PART NUMBER	PART NUMBER INDEX STOCK NUMBER	FIG.	ITEM
04618	29104	5940-00-177-2669	72	1
04618	29257	5940-00-177-2670	72	2
25567	29331-941		78	18
53203	300040		94	3
53203	300046	4720-01-114-6629	94	1
53203	300179		94	5
53203	300238		94	4
53203	301040		93	3
82465	31WLF51618-.625		68	4
			83	25
			93	11
82465	31WLF51618	5310-00-166-8341	68	23
			70	20
			71	9
			73	1
			79	15
			83	24
			91	4
			93	10
			119	1
25567	31133-126		82	17
25567	31133-127		82	16
25567	31143-091		96	4
25567	31144-014		82	33
99003	3121		124	7
99003	3123		124	6
25567	31411-220		84	15
25567	31411-221		96	10
25567	31412-061		101	3
25567	31851-009		101	11
25567	31851-010		79	6
25567	31911-003		70	36
25567	31912-030		70	1
28520	3323		93	2
25567	33363-001		79	17
25567	33431-050		68	46
25567	33546-006		68	49
25567	33546-007		68	50
62445	336 1218	5330-01-364-4897	70	33
62445	336 2601		104	5
62445	336 9305	5360-01-012-3590	113	10
62445	336-0673		70	35
62445	3361809	5325-01-192-5822	110	11
62445	3362279	3120-01-194-9980	117	11
62445	3362337	5330-01-210-4983	118	5
62445	3362379	3120-01-192-5794	117	10
62445	3362538	3120-01-195-7985	114	19
62445	3362581	5330-01-209-7032	104	8
62445	3364077		115	11
62445	3365861	5305-01-194-5930	112	17
25567	33659-009		68	71

## CROSS-REFERENCE INDEXES

CAGEC	PART NUMBER	PART NUMBER INDEX STOCK NUMBER	FIG.	ITEM
25567	33659-011		70	4
62445	3367789	3120-01-194-6285	117	2
62445	337-1666	5310-01-013-5473	113	5
62445	337-1867	2815-01-234-4876	112	10
62445	337-1876	5360-01-191-8019	112	21
62445	3371587	5315-01-195-5439	116	10
62445	3371612	3120-01-197-6657	116	9
62445	3371660	2815-01-212-0934	116	3
36719	3371689	5330-01-012-8860	108	7
62445	3371692	5330-01-109-9915	112	5
36719	3371748	5340-01-029-1194	113	9
62445	3371845	2910-01-195-7430	112	15
62445	3371885	2815-01-192-9801	112	23
62445	3371887	2815-01-022-0094	112	22
62445	3371888	5340-01-194-9143	112	20
62445	3372269	5365-01-197-2332	88	21
62445	338 2693		98	8
79470	3400X4		74	68
25567	34133-020		71	19
25567	34211-017		91	3
25567	34316-009		68	75
25567	34414-027		68	97
25567	34611-015		70	12
25567	34621-151		68	8
25567	34621-154		68	27
25567	34631-016		82	26
25567	34648-004		68	70
62445	347 0246	5305-01-273-7552	70	37
			106	10
25567	34781-002		68	24
25567	34851-153		68	76
25567	34851-165		71	11
25567	34851-166		68	30
25567	34874-021		68	77
25567	34874-041		68	81
25567	34874-042		68	83
79260	35794		70	7
			71	21
39428	3606T17		79	5
			101	10
39428	3606T31	4030-01-361-1233	79	4
			101	9
94222	38-104-04-13		128	1
94222	38-104-07-13		67	1
75665	38-969		82	40
25567	38421-022		68	55
25567	38515-574		82	43
25567	38647-916		81	2
25567	38647-919		81	4
25567	38664-153		69	46
25567	38665-026		69	49

## CROSS-REFERENCE INDEXES

CAGEC	PART NUMBER	PART NUMBER INDEX STOCK NUMBER	FIG.	ITEM
25567	38665-027		69	43
25567	38665-030		70	5
25567	38665-031		69	44
25567	38675-006		69	4
25567	38675-007		69	26
25567	38675-008		69	24
25567	38675-009		69	28
25567	38675-010		69	15
25567	38687-050		79	11
25567	38689-024		70	28
25567	38811-099		74	9
25567	38811-109		67	17
25567	38811-110		67	10
25567	38811-111		67	15
25567	38811-112		67	9
25567	38811-113		67	14
25567	38811-114		67	25
25567	38811-115		67	24
25567	38811-116		67	20
25567	38811-119		74	53
25567	38811-120		74	54
25567	38811-121		67	19
25567	38811-122		83	2
25567	38811-123		91	8
25567	38811-124		74	45
25567	38811-125		74	47
25567	38811-126		74	48
25567	38811-129		78	46
25567	38811-130		78	47
25567	38811-131		78	48
25567	38811-132		78	49
25567	38811-133		78	50
25567	38811-134		78	51
25567	38811-135		78	55
25567	38811-136		71	18
25567	38811-137		74	13
25567	38811-138		74	11
25567	38811-139		74	46
25567	38813-022		67	11
25567	38813-023		74	7
25567	38813-024		67	13
25567	38815-021		74	8
25567	38815-022		67	8
25567	38815-606		67	22
25567	38816-151		67	3
25567	38816-154		67	7
25567	38816-158		67	2
25567	38816-159		83	4
25567	38816-160		67	16
25567	38816-161		83	6
25567	38816-162		67	12

## CROSS-REFERENCE INDEXES

CAGEC	PART NUMBER	PART NUMBER INDEX STOCK NUMBER	FIG.	ITEM
25567	38817-063		67	4
25567	38817-064		67	6
25567	38817-065		67	21
25567	38817-067		67	23
25567	38818-046		74	10
25567	38818-047		74	12
25567	38818-048		67	18
25567	38881-480		69	18
8L740	40-477		119	14
81834	40192-3		124	5
81834	40193-3		124	4
25567	41146-002		68	3
25567	41437-001		70	27
25567	41437-002		68	59
25567	41437-003		68	88
25567	41437-004		68	94
25567	41437-005		68	91
25567	41437-006		68	57
25567	41437-007		68	92
25567	41437-008		68	89
25567	41437-009		68	95
25567	41437-010		70	22
62445	415 0089		96	16
62445	415 0264	5365-01-274-7435	113	25
62445	415 0450		116	8
62445	415 1011		117	14
62445	415 1774		106	4
62445	415 1806	2910-01-314-4509	92	12
62445	415 2511		111	7
62445	415 2521		111	8
62445	415 2528		111	15
62445	415 2627		113	1
62445	415 2877	2815-01-324-3705	112	18
62445	415 3069		100	16
62445	415 3159		100	17
62445	415 3996		114	18
62445	415 4336		88	22
62445	415 4337		88	23
62445	415 4338		88	24
62445	415 4339		88	25
62445	415 4340		88	26
62445	415 4341		88	27
62445	415 4610		98	9
62445	415 4891	2530-01-324-3704	116	1
62445	415 4919		88	12
62445	415 6099		89	2
62445	4153631	2815-01-294-1587	113	13
62445	4153697	2815-01-294-1588	113	15
62445	4156566	2815-01-294-5905	116	4
25567	41824-007		70	15
25567	41881-377		91	10

## CROSS-REFERENCE INDEXES

CAGEC	PART NUMBER	PART NUMBER INDEX STOCK NUMBER	FIG.	ITEM
25567	41881-378		75	5
25567	41881-379		76	6
25567	41881-380		83	26
25567	41881-383		68	53
62445	419 1001	2990-01-365-6928	98	4
94189	42030		126	1
94189	42031		126	1
25567	42114-081		68	65
25567	42114-082		68	9
25567	42114-083		68	63
25567	42121-417		68	62
25567	42121-418		68	16
25567	42121-419		68	13
25567	42121-420		68	19
25567	42121-424		68	17
25567	42121-425		68	11
25567	42121-426		68	14
25567	42121-427		68	60
25567	42142-065		68	38
25567	42142-066		68	69
25567	42142-067		68	74
25567	42142-068		68	41
25567	42142-069		68	87
25567	42142-070		68	22
25567	42142-073		68	35
25567	42142-074		68	66
25567	42142-075		68	84
25567	42142-076		68	72
25567	42142-077		68	20
25567	42142-078		68	39
25567	42147-011		68	34
25567	42147-014		68	31
25567	42164-001		68	
25567	42167-004		68	56
25567	42167-005		68	78
25567	42167-006		68	25
25567	42167-007		68	28
25567	42381-503		82	27
25567	42381-504		82	23
25567	42431-034		72	7
25567	42617-003		83	8
25567	42821-181		74	70
14242	4318H-1280-S		83	7
25567	4329	4730-01-251-6496	82	34
25567	44232-028		76	2
25567	44232-029		93	6
25567	44232-030		75	1
08108	456		124	8
25567	46121-208	4320-01-354-9593	81	8
25567	46121-504		81	
25567	46241-507		70	29

## CROSS-REFERENCE INDEXES

CAGEC	PART NUMBER	PART NUMBER INDEX STOCK NUMBER	FIG.	ITEM
25567	46281-003		71	22
25567	46281-901		68	45
25567	46282-001		70	2
25567	46282-002		70	6
25567	46312-012		119	4
25567	46341-017		101	1
25567	46341-785		84	28
25567	46341-786		84	27
25567	46341-787		84	8
25567	46341-788		84	10
25567	46341-789		84	1
25567	46341-790		84	29
25567	46381-004		101	7
25567	46381-005		79	2
25567	46381-107		101	5
25567	46661-003		69	48
25567	46711-055		119	12
25567	46823-001		69	19
25567	46823-002		69	20
25567	46823-003		69	42
25567	46823-004		69	41
25567	46823-005		69	2
25567	46823-006		69	34
25567	46823-007		69	25
25567	46823-008		69	23
25567	46823-010		69	14
25567	46823-011		69	35
25567	46823-012		69	3
25567	46823-013		69	6
25567	46823-015		69	22
25567	46823-016		69	7
25567	46823-017		69	8
25567	46823-018		69	12
25567	46823-019		69	10
25567	46823-020		69	11
25567	46823-024		69	13
25567	46823-025		69	27
25567	46823-026		69	9
25567	46823-027		69	40
25567	46823-028		69	36
25567	46823-501		69	21
25567	46823-502		69	32
25567	46823-503		69	31
25567	46823-504		69	5
25567	46823-506		69	30
25567	46823-507		69	29
25567	47651-072		74	5
93061	48FL-6		84	9
25567	4820G		82	11
25567	48217-501		69	1
25567	4822		82	2

## CROSS-REFERENCE INDEXES

CAGEC	PART NUMBER	PART NUMBER INDEX STOCK NUMBER	FIG.	ITEM
25567	4822G	5330-00-300-5095	82	3
25567	48311-609		77	
25567	48312-860		71	12
25567	48313-609 (CONT)		77	
79470	50X4X4	4730-00-250-7927	74	18
81834	50232		124	12
75665	5057280		82	38
75665	5057280-1		82	42
S4692	51-014		74	66
80686	51-42		74	63
81860	510-1-R-S		80	13
			83	23
80686	53-42		74	64
25567	5400F		82	12
25567	5401L	4320-01-251-6486	82	15
25567	5404	4320-00-917-5125	82	10
25567	5404A	4930-00-917-5127	82	19
25567	5792 10010	5340-01-203-1070	82	20
22973	5856-BG-28		78	36
15460	6-1	5310-01-197-1476	125	11
15460	6-7		125	1
81646	6203		84	23
			84	30
25576	623181-208		68	47
79470	6709	4820-01-235-9022	84	16
94189	6814	5360-01-320-5820	126	17
35197	7-3		125	2
80089	70-903	5945-00-855-7478	73	5
66295	72KS3		71	1
98441	731604		74	69
82654	75000315		69	33
70485	763	5325-00-276-4993	74	36
			93	4
25567	7665E		82	30
94189	7820		126	4
94189	7949		126	24
15460	8-174-5		125	14
68505	8AR3080F		96	11
56049	80910		128	9
92867	81000191		123	2
81349	8794-8AR		84	32
22973	900-009-00		74	17
58319	901600		121	2
22973	923-313-28		74	35
94189	9254	5340-01-087-9679	126	30
58319	9274		128	2
22973	930-720-28		74	16
94189	9776	2530-00-161-7575	126	29
94189	9777	2530-00-161-7576	126	29
94189	9783		126	27
94189	9784		126	12



## CROSS-REFERENCE INDEXES

CAGEC	PART NUMBER	PART NUMBER INDEX STOCK NUMBER	FIG.	ITEM
94189	9785	5360-01-320-5818	126	6
94189	9786	5360-01-288-5870	126	5
94189	9789	2530-01-263-7061	126	8
94189	9790	5360-01-320-5819	126	9
94189	9791	5360-01-287-7297	126	10
94189	9792		126	23
94189	9793		126	23
94189	9794		126	3
94189	9795		126	2
94189	9796		126	19

## CROSS-REFERENCE INDEXES

FIG.	ITEM	FIGURE AND ITEM NUMBER INDEX		PART NUMBER
		STOCK NUMBER	CAGEC	
BULK	1		81349	MIL-H-8794-8
BULK	2		25567	073-39
BULK	3		25567	18523-366
67	1		94222	38-104-07-13
67	2		25567	38816-158
67	3		25567	38816-151
67	4		25567	38817-063
67	5		61957	AD42BS
67	6		25567	38817-064
67	7		25567	38816-154
67	8		25567	38815-022
67	9		25567	38811-112
67	10		25567	38811-110
67	11		25567	38813-022
67	12		25567	38816-162
67	13		25567	38813-024
67	14		25567	38811-113
67	15		25567	38811-111
67	16		25567	38816-160
67	17		25567	38811-109
67	18		25567	38818-048
67	19		25567	38811-121
67	20		25567	38811-116
67	21		25567	38817-065
67	22		25567	38815-606
67	23		25567	38817-067
67	24		25567	38811-115
67	25		25567	38811-114
68			25567	42164-001
68	1		25567	X 10-02S
68	2	5310-00-045-3296	96906	MS35338-43
68	3		25567	41146-002
68	4		82465	31WLF551618-.625
68	5	5340-01-242-6249	27182	29-4
68	6	5306-00-226-4825	96906	MS90728-32
68	7	5310-00-809-3078	96906	MS27183-11
68	8		25567	34621-151
68	9		25567	42114-082
68	10	5306-00-225-8496	96906	MS90725-31
68	11		25567	42121-425
68	12		25567	22569-005
68	13		25567	42121-419
68	14		25567	42121-426
68	15		25567	22569-005
68	16		25567	42121-418
68	17		25567	42121-424
68	18		25567	22569-005
68	19		25567	42121-420
68	20		25567	42142-077
68	21		25567	21769-107
68	22		25567	42142-070

## CROSS-REFERENCE INDEXES

FIG.	ITEM	FIGURE AND ITEM NUMBER INDEX		PART NUMBER
		STOCK NUMBER	CAGEC	
68	23	5310-00-166-8341	82465	31WLF51618
68	24		25567	34781-002
68	25		25567	42167-006
68	26		25567	21769-107
68	27		25567	34621-154
68	28		25567	42167-007
68	29		25567	21769-107
68	30		25567	34851-166
68	31		25567	42147-014
68	32		25567	22569-005
68	33		25567	21769-107
68	34		25567	42147-011
68	35		25567	42142-073
68	36		25567	22569-005
68	37		25567	21769-107
68	38		25567	42142-065
68	39		25567	42142-078
68	40		25567	21769-107
68	41		25567	42142-068
68	42		25567	DD05
68	43	5310-00-087-7493	96906	MS27183-13
68	44		25567	F0504
68	45		25567	46281-901
68	46		25567	33431-050
68	47		25576	623181-208
68	48		25567	BT0504
68	49		25567	33546-006
68	50		25567	33546-007
68	51		25567	DD04
68	52	5305-00-068-0501	96906	MS90725-5
68	53		25567	41881-383
68	54		25567	21168-305
68	55		25567	38421-022
68	56		25567	42167-004
68	57		25567	41437-006
68	58		25567	21769-107
68	59		25567	41437-002
68	60		25567	42121-427
68	61		25567	22569-005
68	62		25567	42121-417
68	63		25567	42114-083
68	64		25567	21769-107
68	65		25567	42114-081
68	66		25567	42142-074
68	67		25567	22569-005
68	68		25567	21769-107
68	69		25567	42142-066
68	70		25567	34648-004
68	71		25567	33659-009
68	72		25567	42142-076
68	73		25567	21769-107

## CROSS-REFERENCE INDEXES

FIG.	ITEM	FIGURE AND ITEM NUMBER INDEX		PART NUMBER
		STOCK NUMBER	CAGEC	
68	74		25567	42142-067
68	75		25567	34316-009
68	76		25567	34851-153
68	77		25567	34874-021
68	78		25567	42167-005
68	79		25567	X0502-1/2
68	80	5310-00-407-9566	96906	MS35338-45
68	81		25567	34874-041
68	82	5310-00-014-5850	96906	MS27183-42
68	83		25567	34874-042
68	84		25567	42142-075
68	85		25567	22569-005
68	86		25567	21769-107
68	87		25567	42142-069
68	88		25567	41437-003
68	89		25567	41437-008
68	90		25567	21769-107
68	91		25567	41437-005
68	92		25567	41437-007
68	93		25567	21769-107
68	94		25567	41437-004
68	95		25567	41437-009
68	96		25567	21769-107
68	97		25567	34414-027
69	1		25567	48217-501
69	2		25567	46823-005
69	3		25567	46823-012
69	4		25567	38675-006
69	5		25567	46823-504
69	6		25567	46823-013
69	7		25567	46823-016
69	8		25567	46823-017
69	9		25567	46823-026
69	10		25567	46823-019
69	11		25567	46823-020
69	12		25567	46823-018
69	13		25567	46823-024
69	14		25567	46823-010
69	15		25567	38675-010
69	16		70847	C354
69	17		70847	C304
69	18		25567	38881-480
69	19		25567	46823-001
69	20		25567	46823-002
69	21		25567	46823-501
69	22		25567	46823-015
69	23		25567	46823-008
69	24		25567	38675-008
69	25		25567	46823-007
69	26		25567	38675-007
69	27		25567	46823-025

## CROSS-REFERENCE INDEXES

FIGURE AND ITEM NUMBER INDEX			
FIG.	ITEM	STOCK NUMBER	PART NUMBER
69	28		25567 38675-009
69	29		25567 46823-507
69	30		25567 46823-506
69	31		25567 46823-503
69	32		25567 46823-502
69	33		82654 75000315
69	34		25567 46823-006
69	35		25567 46823-011
69	36		25567 46823-028
69	37		25567 DD04
69	38	5310-00-809-3078	96906 MS27183-11
69	39		25567 B0402
69	40		25567 46823-027
69	41		25567 46823-004
69	42		25567 46823-003
69	43		25567 38665-027
69	44		25567 38665-031
69	45		25567 BP 10-04
69	46		25567 38664-153
69	47		25567 21263-561
69	48		25567 4661-003
69	49		25567 38665-026
70	1		25567 31912-030
70	2		25567 46282-001
70	3		25567 BP 10-04
70	4		25567 33659-011
70	5		25567 38665-030
70	6		25567 46282-002
70	7		79260 35794
70	8		96906 MS51967-14
70	9	5310-00-003-4094	96906 MS35338-48
70	10	5310-00-809-3079	96906 MS27183-19
70	11		25567 B0832
70	12		25567 34611-015
70	13		4K184 21295-N
70	14		25567 22645-180
70	15		25567 41824-007
70	16		25567 22645-342
70	17	5310-00-582-5965	96906 MS35338-44
70	18	5310-00-761-6882	96906 MS51967-2
70	19	5310-00-068-0500	96906 MS90725-3
70	20	5310-00-166-8341	82465 31WLF51618
70	21	5306-00-226-4825	96906 MS90728-32
70	22		25567 451437-010
70	23		96906 MS35649-202
70	24	5310-00-014-5850	96906 MS27183-42
70	25		25567 X 10-01-1/2
70	26		25567 AK 10
70	27		25567 41437-001
70	28		25567 38689-024
70	29		25567 46241-507

## CROSS-REFERENCE INDEXES

FIG.	ITEM	FIGURE AND ITEM NUMBER INDEX		PART NUMBER
		STOCK NUMBER	CAGEC	
70	30		25567	P06
70	31		62445	113 6454
70	32		62445	110 0110
70	33	5330-01-364-4897	62445	336 1218
70	34	5330-01-364-4896	62445	242 0249
70	35		62445	336-0673
70	36		25567	31911-003
70	37	5305-01-273-7552	62445	347 0246
70	38	5310-01-274-2087	62445	111-7869
70	39	5330-01-273-7454	62445	223 1127
70	40		62445	223 1138
71	1		66295	72KS3
71	2		00736	RC09450D
71	3	5310-00-732-0558	96906	MS51967-8
71	4	5305-00-115-9526	96906	MS18154-58
71	5		96906	MS35338-46
71	6		00736	CD1017612R
71	7		75800	CD1017610-826
71	8		00736	150145-029N
71	9	5310-00-166-8341	82465	31WLF51618
71	10	5306-00-225-8496	96906	MS90725-31
71	11		25567	34851-165
71	12		25567	48312-860
71	13	5310-00-761-6882	96906	MS51967-2
71	14	5310-00-582-5965	96906	MS35338-44
71	15	5305-00-068-0502	96906	MS90725-6
71	16		00736	AHRG-3781G
71	17		61957	AD42BS
71	18		25567	38811-136
71	19		25567	34133-020
71	20		81518	CWC
71	21		79260	35794
71	22		25567	46281-003
72	1	5940-00-177-2669	04618	29104
72	2	5940-00-177-2670	04618	29257
72	3	6140-00-057-2554	96906	MS35000-3
72	4	5310-00-732-0558	96906	MS51967-8
72	6	5310-00-809-4061	96906	MS27183-15
72	7		25567	42431-034
72	8		96906	MS35649-202
72	9		96906	MS35338-43
72	10		25567	X 10-04
72	11	5935-01-059-0117	19207	11674728
72	12		96906	MS90727-57
72	13		96906	MS35338-46
72	14		19207	11674730
72	15		19207	11674729
72	16		19207	11675004
72	17		19207	11682345
73	1	5310-00-166-8341	82465	31WLF51618
73	2	5306-01-056-2942	96906	MS90725-35

## CROSS-REFERENCE INDEXES

FIG.	ITEM	FIGURE AND ITEM NUMBER INDEX		PART NUMBER
		STOCK NUMBER	CAGEC	
73	3		25567	21281-472
73	4	5310-00-809-3078	96906	MS27183-11
73	5	5945-00-855-7478	80089	70-903
74	1	5310-00-761-6882	96906	MS51967-2
74	2	5305-00-068-0508	96906	MS90728-6
74	3	5310-00-582-5965	96906	MS35338-44
74	4	5310-00-809-4058	96906	MS27183-10
74	5		25567	47651-072
74	6		61957	AD42BS
74	7		25567	38813-023
74	8		25567	38815-021
74	9		25567	38811-099
74	10		25567	38818-046
74	11		25567	38811-138
74	12		25567	38818-047
74	13		25567	38811-137
74	14		25567	X 10-02S
74	15		25567	AK 10
74	16		22973	930-720-28
74	17		22973	900-009-00
74	18	4730-00-250-7927	79470	50X4X4
74	19		25567	D 10S
74	20	5975-01-047-0069	06383	SSC-2S-S10-C
74	21		25567	X 10-03S
74	22		6A152	127-0896
74	23		6A152	127-0896.1
74	24		25567	26861-022
74	25		25567	D 06
74	26		25567	AK 06
74	27		25567	X 06-02
74	28		12697	VPR10F-200OHMS
74	29		25567	D 08S
74	30		25567	AK 08
74	31		97945	2701-90051Y
74	32		97945	2701-90031Y
74	33		97945	2701-90021Y
74	34	6625-00-321-6365	96906	MS24532-2
74	35		22973	923-313-28
74	36	5325-00-276-4993	70485	763
74	37		81349	MS55629A20RK
74	38	5930-00-852-2407	96906	MS24659-23D
74	39	5930-00-683-1628	96906	MS24523-22
74	40	5930-00-011-7872	91929	2TL1-50
74	41	5355-00-556-0145	96906	MS91528-1K2B
74	42	5905-00-186-3125	44655	0149
74	43	5355-00-559-8943	96906	MS91528-2K2B
74	44		19099	RV4NAYS0503A
74	45		25567	38811-124
74	46		25567	38811-139
74	47		25567	38811-125
74	48		25567	38811-126

## CROSS-REFERENCE INDEXES

FIG.	ITEM	FIGURE AND ITEM NUMBER INDEX		PART NUMBER
		STOCK NUMBER	CAGEC	
74	49	4610-01-354-9594	05624	DYN2-40027-000-0 -24
74	50		05624	DYN1-10807-000-0 -24
74	51	4610-01-361-4050	78388	EPS-1-4
74	52		83930	AA-5/16-1
74	53		25567	38811-119
74	54		25567	38811-120
74	55		3B163	TS-4,CPLD W/B130 4 E/E X11-1/2
74	56		3B163	TS-4,CPLD W/B130 4 E/EX12-1/2
74	57	4730-00-266-0533	96906	MS35869-22
74	58		22421	146
74	59		24381	PB-600
74	60		25567	27141-254
74	61		3B163	TS-4,COUPLEDW/B1 304 E/EX32IN
74	62		3B163	TS-4,COUPLED W/B 1304 E/E X22IN
74	63		80686	51-42
74	64		80686	53-42
74	65		80686	110-42
74	66		S4692	51-014
74	67		93061	216P-4
74	68		79470	3400X4
74	69		98441	731604
74	70		25567	42821-181
75	1		25567	44232-030
75	2		25567	22645-132
75	3	5310-00-087-7493	96906	MS27183-13
75	4	5310-00-407-9566	96906	MS35338-45
75	5		25567	41881-378
76	1		25567	S621
76	2		25567	44232-028
76	3		25567	22645-135
76	4	5310-00-407-9566	96906	MS35338-45
76	5	5310-00-087-7493	96906	MS27183-13
76	6		25567	41881-379
77			25567	48311-609
77			25567	48313-609 (CONT)
77	1		25567	27228-505
77	2		25567	27214-514
77	3		25567	27214-513
77	4		25567	27214-515
77	5		25567	27214-505
77	6		25567	S1790
77	7		25567	27214-504
77	8		25567	27214-503
77	9		25567	27228-515
77	10		25567	27284-202



## CROSS-REFERENCE INDEXES

FIG.	ITEM	FIGURE AND ITEM NUMBER INDEX		PART NUMBER
		STOCK NUMBER	CAGEC	
77	11		25567	S1950
77	12		25567	27215-312
77	13		25567	27215-321
77	14		25567	27215-302
77	15		25567	18142-421
77	16		25567	18142-411
77	17		25567	18763-245
77	18		25567	18763-244
78	1		25567	27213-028
78	2		25567	27216-565
78	3		25567	27214-528
78	4		25567	27214-527
78	5		25567	27214-526
78	6		25567	27228-515
78	7		25567	27216-576
78	8		25567	27216-564
78	9		25567	27214-527
78	10		25567	27284-202
78	11		25567	27214-516
78	12		25567	27214-515
78	13		25567	27215-322
78	14		25567	27215-313
78	15		25567	27214-527
78	16		25567	27228-505
78	17		19099	XXXXXXXX
78	18		25567	29331-941
78	19		25567	27236-043
78	20		25567	S1790
78	21		25567	27236-255
78	22		25567	18124-005
78	23		25567	18124-007
78	24		25567	18142-421
78	25		25567	18111-008
78	26		25567	18142-411
78	27		25567	18149-035
78	28		25567	18763-249
78	29		25567	18763-248
78	30		78553	C33144-6
78	31	5340-01-251-6493	25567	27111-315
78	32		25567	18142-441
78	33		25567	18763-247
78	34		25567	27245-123
78	35		04713	MR752
78	36		22973	5856-BG-28
78	37		25567	18763-026
78	38		25567	18763-028
78	39		06383	SST1-5M
78	40		25567	27245-103
78	41		25567	27245-115
78	42		25567	27245-135
78	43		25567	27475-017

## CROSS-REFERENCE INDEXES

FIG.	ITEM	FIGURE AND ITEM NUMBER INDEX		PART NUMBER
		STOCK NUMBER	CAGEC	
78	44		25567	27475-018
78	45		25567	27475-019
78	46		25567	38811-129
78	47		25567	38811-130
78	48		25567	38811-131
78	49		25567	38811-132
78	50		25567	38811-133
78	51		25567	38811-134
78	52		25567	X 10-02S
78	53		25567	AK 10
78	54		25567	D 10S
78	55		25567	38811-135
78	56	5310-00-014-5850	96906	MS27183-42
79	1		25567	21285-244
79	2		25567	46381-005
79	3	5305-01-024-2407	25567	X 10-02
79	4	4030-01-361-1233	39428	3606T31
79	5		39428	3606T17
79	6		25567	31851-010
79	7		25567	AE20
79	8		25567	T2024
79	9	4730-00-869-5246	96906	MS27028-9
79	10	5330-00-360-0595	96906	MS27030-5
79	11		25567	38687-050
79	12	4730-00-948-1719	96906	MS27020-9
79	13		25567	T2436
79	14		25567	R24
79	15	5310-00-166-8341	82465	31WLF51618
79	16	5306-00-225-8496	96906	MS90725-31
79	17		25567	33363-001
80	1		06383	SST1-5M
80	2		3B163	TS-4, COUPLED W/B 1304 E/E X 36IN
80	3	4730-00-266-0533	96906	MS35869-22
80	4		3B163	TS-4, COUPLED W/B 1304 E/EX30-1/4
80	5	5310-00-763-8920	96906	MS51967-20
80	6	5310-00-820-6653	96906	MS35338-50
80	7		81860	R18733-3
80	8		25567	B1018
80	9	5310-00-951-7209	96906	MS27183-22
80	10	5310-00-732-0558	96906	MS51967-8
80	11		96906	MS35338-46
80	12	5305-00-269-3211	96906	MS90725-60
80	13		81860	510-1-R-S
81			25567	46121-504
81	1	5310-00-763-8921	96906	MS51967-23
81	2		25567	38647-916
81	3	5305-00-947-4354	96906	MS90728-191
81	4		25567	38647-919
81	5	5330-00-896-3554	25567	1679GC

## CROSS-REFERENCE INDEXES

FIG.	ITEM	FIGURE AND ITEM NUMBER INDEX		PART NUMBER
		STOCK NUMBER	CAGEC	
81	6		25567	25512-109
81	7		28396	CON-150-C-M-1/8
81	8	4320-01-354-9593	25567	46121-208
82	1		96906	MS51967-14
82	2		25567	4822
82	3	5330-00-300-5095	25567	4822G
82	4	5307-00-985-4918	25567	C0808
82	5	5330-00-896-3554	25567	1679GC
82	6		25567	C1211
82	7	5305-00-988-1727	25567	X0404
82	8	5310-00-763-8920	96906	MS51967-20
82	9		25567	C1011
82	10	4320-00-917-5125	25567	5404
82	11		25567	4820G
82	12		25567	5400F
82	13	5305-01-013-5452	25567	DM1004S
82	14	5365-01-011-1458	25567	10278
82	15	4320-01-251-6486	25567	5401L
82	16		25567	31133-127
82	17		25567	31133-126
82	18		99189	F-SP-16510
82	19	4930-00-917-5127	25567	5404A
82	20	5340-01-203-1070	25567	5792 10010
82	21	5305-00-723-9381	96906	MS51963-69
82	22		25567	P04
82	23		25567	42381-504
82	24	5305-00-068-0509	96906	MS90728-10
82	25		25567	AK04
82	26		25567	34631-016
82	27		25567	42381-503
82	28		25567	22645-164
82	29		25567	21171-511
82	30		25567	7665E
82	31	5365-00-282-1831	96906	MS16624-1215
82	32	3110-01-203-1015	25567	23282-012
82	33		25567	31144-014
82	34	4730-01-251-6496	25567	4329
82	35	3120-01-251-6488	25567	11049
82	36		25567	N0605-1/2
82	37	5365-01-078-9653	71956	2012
82	38		75665	5057280
82	39		75665	22-793
82	40		75665	38-969
82	41		75665	27-328
82	42		75665	5057280-1
82	43		25567	38515-574
83	1		25567	22645-180
83	2		25567	38811-122
83	3		25567	22645-129
83	4		25567	38816-159
83	5		61957	AD42BS

## CROSS-REFERENCE INDEXES

FIG.	ITEM	FIGURE AND ITEM NUMBER INDEX		PART NUMBER
		STOCK NUMBER	CAGEC	
83	6		25567	38816-161
83	7		14242	4318H-1280-S
83	8		25567	42617-003
83	9		96906	MS51967-14
83	10	5310-00-003-4094	96906	MS35338-48
83	11		81860	R18733-3
83	12		25567	B0823
83	13	5310-00-809-3079	96906	MS27183-19
83	14	2815-01-364-6220	62445	F6L912B
83	15	5305-01-273-7535	62445	110 1428
83	16		62445	110 3790
83	17		62445	224-6170
83	18	5310-01-195-5845	62445	112 5801
83	19		62445	216 3210
83	20	5310-00-732-0558	96906	MS51967-8
83	21		96906	MS35338-46
83	22	5305-00-269-3211	96906	MS90725-60
83	23		81860	510-1-R-S
83	24	5310-00-166-8341	82465	31WLF51618
83	25		82465	31WLF51618-.625
83	26		25567	41881-380
84	1		25567	46341-789
84	2	4730-00-254-6228	93061	249F-6-6
84	3		93061	150F-6-6
84	4		25567	21161-481
84	5		25567	T06
84	6		78357	PDP23-6
84	7		97111	B25
84	8		25567	46341-787
84	9		93061	48FL-6
84	10		25567	46341-788
84	11	4730-00-266-0538	96906	MS35869-23
84	12	5310-00-761-6882	96906	MS51967-2
84	13	5310-00-582-5965	96906	MS35338-44
84	14	5305-00-068-0509	96906	MS90728-10
84	15		25567	31411-220
84	16	4820-01-235-9022	79470	6709
84	17		93061	125HBL-4-6
84	18	4730-00-253-4413	25567	RS06
84	19		06383	SST1-5M
84	20		25567	21285-244
84	21		78553	C33144-6
84	22	5340-01-251-6493	25567	27111-315
84	23		81646	6203
84	24		25567	18523-366AR
84	25	4730-01-185-5348	93061	28-4-2
84	26		25567	AE02
84	27		25567	46341-786
84	28		25567	46341-785
84	29		25567	46341-790
84	30		81646	6203

## CROSS-REFERENCE INDEXES

FIG.	ITEM	FIGURE AND ITEM NUMBER INDEX		PART NUMBER
		STOCK NUMBER	CAGEC	
84	31		97111	H5E
84	32		81349	8794-8AR
85	1		62445	111 9246
85	2	5310-01-166-5857	62445	111-8693
85	3	4730-01-188-8241	62445	129-0579
85	4	5310-00-880-7744	96906	MS51967-5
85	5	5310-00-407-9566	96906	MS35338-45
85	6	5310-00-087-7493	96906	MS27183-13
85	7	5306-01-056-2942	96906	MS90725-35
85	8	2910-01-273-7613	62445	224-8154
85	9		62445	111-2232
85	10		62445	111 8642
85	11	2940-01-273-7594	62445	224-8132
85	12		62445	132 0402
85	13		62495	117-4482
85	14		62495	117 4483
86	1	5310-01-196-3870	62445	111-2813
86	2	5310-01-209-7008	62445	1102797
86	3	2910-01-273-5877	62445	2239550
86	5	5330-01-343-2648	62445	117 4706
87	1	5935-01-188-2782	62445	113-7459
87	2		62445	224 7827
87	3	5310-01-166-5857	62445	111-8693
87	4	4810-01-232-7123	62445	2248270
88	1	4730-01-235-1454	62445	121-6492
88	2	4730-01-195-3668	62445	1119231
88	3	5310-01-100-2064	62445	1118647
88	4	4820-01-197-4745	62445	003-2043
88	5		36719	2137534
88	6	4730-01-197-8226	62445	2231136
88	7	4730-01-151-0129	62445	1119237
88	9	4720-01-191-8332	62445	1174429
88	10	2910-01-187-2244	62445	2135002
88	11	5310-01-166-5857	62445	1118693
88	12		62445	415 4919
88	13	5310-01-207-7210	62445	1216306
88	14		62445	111-2813
88	15		62445	1102797
88	16		62445	111-2240
88	17		62445	117 0289
88	18		62445	117 0293
88	19		62445	1161469
88	20		62445	1170642
88	21	5365-01-197-2332	62445	3372269
88	22		62445	415 4336
88	23		62445	415 4337
88	24		62445	415 4338
88	25		62445	415 4339
88	26		62445	415 4340
88	27		62445	415 4341
89	1		62445	2137568

## CROSS-REFERENCE INDEXES

FIG.	ITEM	FIGURE AND ITEM NUMBER INDEX		PART NUMBER
		STOCK NUMBER	CAGEC	
89	2		62445	415 6099
89	3	2910-01-174-1334	62445	223-3085
89	4		62445	1298480
89	5		62445	2233086
89	6		62445	20168122
89	7		62445	1298479
89	8		62445	20168121
89	9		62445	1306957
89	10		62445	129-8481
89	11		62445	130 9537
90	1		05624	DYNR10242
90	2	2990-01-075-8300	05624	DYNT10100
90	3	5310-01-261-6507	05624	DYRF532
90	4	5305-01-252-6435	05624	BYRF1346
90	5	5310-00-014-5850	96906	MS27183-42
90	6		05624	DYNC-182
90	7		65149	DYNZ-47-1
90	8		05624	DYRF110
90	9		05624	GYRF-42-900
91	1		25567	DD04
91	2	5305-00-068-0502	96906	MS90725-6
91	3		25567	34211-017
91	4	5310-00-166-8341	82465	31WLF51618
91	5	5306-00-226-4835	96906	MS90728-42
91	6		25567	22645-162
91	7		96906	MS35338-46
91	8		25567	38811-123
91	9		05624	DYNC11220-300-24 V
91	10		25567	41881-377
92	1	5306-01-212-5195	62445	1128196
92	2	5310-01-237-2776	62445	110-7283
92	3	5310-01-377-3242	62445	213 2685
92	4	5310-01-252-5040	62445	1100169
92	5	5310-01-207-7209	62445	2235118
92	6	3020-01-188-3272	62445	2139287
92	7	3040-01-187-5240	62445	2235117
92	8	5330-01-188-0852	62445	1166103
92	9	5310-01-235-3044	62445	110-2659
92	10	5310-01-239-1304	62445	110-7105
92	11	5307-01-208-3691	62445	1174190
92	12	2910-01-314-4509	62445	415 1806
93	1		61957	AD42BS
93	2		28520	3323
93	3		53203	301040
93	4		70485	763
93	5		25567	21285-244
93	6		25567	44232-029
93	7		96906	MS51967-2
93	8		96906	MS35338-44
93	9		96906	MS90725-3

## CROSS-REFERENCE INDEXES

FIG.	ITEM	FIGURE AND ITEM NUMBER INDEX		PART NUMBER
		STOCK NUMBER	CAGEC	
93	10		82465	31WLF51618
93	11		82465	31WLF51618-.625
93	12	5340-01-251-6493	25567	27111-315
93	13		25567	18523-366AR
93	14		70485	2426
93	15		53203	20249
94	1	4720-01-114-6629	53203	300046
94	2	3431-01-237-3636	53203	220 451
94	3		53203	300040
94	4		53203	300238
94	5		53203	300179
94	6	2910-00-646-9727	53203	20011
94	7		53203	21249
95	1	3030-01-281-8802	62445	223 5816
95	2	3030-01-270-9659	62445	223-5180
96	1		31211	2-26
96	2		96906	MS90725-36
96	3		96906	MS35338-45
96	4		25567	31143-091
96	5		96906	MS27183-13
96	6		96906	MS51967-8
96	7		96906	MS35338-46
96	8		96906	MS27183-15
96	9		25567	B0622
96	10		25567	31411-221
96	11		68505	8AR3080F
96	12	5310-01-235-3044	62445	110-2659
96	13	5310-01-013-5631	62445	110-2800
96	14		62445	110-7105
96	15		62445	111 1339
96	16		62445	415 0089
97	1		25567	D 06
97	2	5310-00-045-4007	96906	MS35338-41
97	3		25567	X 06-02
97	4	6130-01-202-8719	25567	27761-001
97	5	5306-01-253-1589	62445	1112418
97	6	5310-01-013-5631	62445	1102800
97	7	2920-01-211-6691	62445	1173241
97	8		62445	110 7602
97	10		62445	110 5501
97	11		62445	132 0794
98	1	5340-01-273-7547	62445	117 2979
98	2		62445	224 8490
98	3	5310-01-196-3871	62445	110-1294
98	4	2990-01-365-6928	62445	419 1001
98	5	5305-01-273-7553	62445	1171763
98	6		62445	2245062
98	7		19099	AAAAA
98	8		62445	338 2693
98	9		62445	415 4610
99	1		62445	213 0498

## CROSS-REFERENCE INDEXES

FIG.	ITEM	FIGURE AND ITEM NUMBER INDEX		PART NUMBER
		STOCK NUMBER	CAGEC	
99	2		97945	2701-90095Y
100	1	5305-01-242-0539	62445	112-6918
100	2	5310-01-237-2051	62445	110-7548
100	3	5330-01-387-5409	62445	121 6143
100	4	5340-01-273-7477	62445	121 6697
100	5		62445	223 9471
100	6	5305-01-239-2283	62445	111 2333
100	7	5310-01-013-5463	62445	1107101
100	8	4730-01-273-7557	62445	223-5715
100	10		62445	223 4903
100	11		62445	2134266
100	12		62445	117 3962
100	13		62445	117 5630
100	14	5305-01-194-5928	62445	1110577
100	15	5310-01-237-2051	62445	110-7548
100	16		62445	415 3069
100	17		62445	415 3159
100	18	5305-01-274-2098	62445	112 2399
100	19	5306-01-193-9283	62445	1112295
100	20	5310-01-013-5630	62445	1102799
100	21	5305-01-274-2097	62445	111 1336
100	22	5310-01-013-5631	62445	1102800
100	23		62445	223 3056
100	24	5330-01-194-9950	62445	1166110
101	1		25567	46341-017
101	2	4730-00-939-6234	35871	HAS12
101	3		25567	31412-061
101	4		79470	10012B-112
101	5		25567	46381-107
101	6		25567	21285-244
101	7		25567	46381-004
101	8		25567	X 10-02S
101	9	4030-01-361-1233	39428	3606T31
101	10		39428	3606T17
101	11		25567	31851-009
102	1	2940-01-217-4967	62445	117-4421
102	2	5365-01-237-9127	62445	111-8960
102	3	5310-01-166-5857	62445	111-8693
102	4	6620-01-204-3181	62445	117-6023
102	5		62445	111 1382
102	6	5310-01-239-1304	62445	110-7105
102	7		62445	223 4457
102	9		62445	223 4896
102	10		62445	111 1191
102	11	5310-01-283-4552	62445	121 6127
102	12		62445	111 1092
102	13	5310-01-239-2570	62445	110-7095
102	14	4730-01-212-6643	62445	2232281
102	15	4730-01-195-4244	62445	1216511
102	16		62445	223 0418
103	1	4730-00-939-6234	35871	HAS12



## CROSS-REFERENCE INDEXES

FIG.	ITEM	FIGURE AND ITEM NUMBER INDEX		PART NUMBER
		STOCK NUMBER	CAGEC	
103	2		62445	223 8156
103	3	4720-01-283-4570	62445	140 0708
103	4		62445	2138266
104	1		62445	1102193
104	2		62445	110-7548
104	3		62445	111 0573
104	4		62445	1216151
104	5		62445	336 2601
104	6	5330-01-209-7031	62445	2136720
104	7		62445	2230761
104	8	5330-01-209-7032	62445	3362581
105	1	5310-01-196-3870	62445	111-2813
105	2	5310-01-258-4634	62445	111 7861
105	3	5306-01-239-3241	62445	110-3316
105	4		62445	121 0230
105	5		62445	2139771
105	6		62445	1210231
105	7		62445	111 2297
105	8		62445	1102799
105	9		62445	2134631
105	10		62445	223 7494
105	12		62445	2239984
105	13		62445	1110606
105	14		62445	111-9610
105	15		62445	2238751
105	16	5310-01-209-9396	62445	1172303
105	17	4320-01-214-7232	62445	2130385
105	18		36719	223-7346
105	19		36719	223-7234
105	20		36719	213-7612
105	21	2815-01-274-7459	36719	223-7923
106	1	5310-01-196-3870	62445	111-2813
106	2	5310-01-013-5628	62445	110-2797
106	3	5306-01-239-3241	62445	110-3316
106	4		62445	415 1774
106	5	5305-01-325-4590	62445	130 9605
106	6	5310-01-239-2570	62445	110-7095
106	7		62445	223 2033
106	8		62445	117 3971
106	9	4720-01-273-7544	62445	117-5634
106	10	5305-01-273-7552	62445	347 0246
106	11	5310-01-273-7516	62445	110 7550
106	12	2950-01-325-4749	62445	223 5352
106	13	5330-01-014-0198	36719	2137909
107	1	5305-01-239-2282	62445	111-2322
107	2		62445	117 4764
107	3		62445	213 8442
107	4		62445	111-2232
107	5	5310-01-209-7008	62445	1102797
107	6		62445	213 5737
107	7		62445	111-2240

## CROSS-REFERENCE INDEXES

FIG.	ITEM	FIGURE AND ITEM NUMBER INDEX		PART NUMBER
		STOCK NUMBER	CAGEC	
107	8	5310-01-239-2570	62445	110-7095
107	9		62445	213 5748
107	10		62445	213 8417
107	11		62445	213 8415
107	12		62445	223 9458
107	13	5310-01-274-2086	62445	121 6108
107	14		62445	213 5736
108	1	5310-01-273-7430	62445	241 1054
108	2	5310-01-013-5463	62445	1107101
108	3		62445	213-4045
108	4		36719	116-2449
108	5		62445	223-8548
108	6		62445	112 5788
108	7	5330-01-012-8860	36719	3371689
108	8	5310-01-273-7526	62445	110-1492
108	9	5365-01-273-7446	62445	116 5789
108	10	4730-01-273-7522	62445	117 3627
108	11		62445	213 4064
108	12	5330-01-273-7569	62445	117 3631
108	13		62445	2134712
108	14	5330-01-165-7588	36719	223 0704
108	15		62445	117 7087
108	16		62445	113 6481
109	1		62445	111 2232
109	2	5310-01-239-2570	62445	110-7095
109	3		62445	116 8140
109	4	5310-01-196-3870	62445	111-2813
109	5	5306-01-237-4919	62445	111-2264
109	6		62445	223 4922
109	7		62445	223 4943
109	8		62445	140 1420
109	9	5310-01-235-1857	62445	111-2824
109	10	5310-01-013-5463	62445	1107101
109	11	5305-01-273-7556	62445	110 3735
109	12	5305-01-317-3243	62445	111 1218
109	13	2815-01-354-9595	62445	223 5461
110	1		62445	210 1785
110	2		62445	111-2232
110	3	5310-01-209-7008	62445	1102797
110	4	5310-01-237-2774	62445	121-5850
110	5	5310-01-196-3870	62445	111-2813
110	6	5310-01-239-2570	62445	110-7095
110	7	5306-01-151-0039	62445	111-2240
110	9		62445	2232935
110	10	5306-01-239-3241	62445	110-3316
110	11	5325-01-192-5822	62445	3361809
110	12	5325-01-192-5823	62445	1160592
110	13		62445	223 5846
110	15	5306-01-254-2361	62445	1112299
110	16	5310-01-237-2776	62445	110-7283
110	17	5310-01-013-5463	62445	1107101

## CROSS-REFERENCE INDEXES

FIG.	ITEM	FIGURE AND ITEM NUMBER INDEX		PART NUMBER
		STOCK NUMBER	CAGEC	
110	18		62445	213 6438
110	19	5310-01-013-5630	62445	1102799
110	20		62445	111 0548
110	21	5330-01-191-8167	62445	2101802
110	22		62445	213 6517
110	23	5306-01-237-2761	62445	111-2307
110	24		62445	223 1944
111	1	5306-01-194-5925	62445	1174194
111	2	5310-01-235-1857	62445	111-2824
111	3	5310-01-274-2086	62445	121 6108
111	4	5307-01-196-3329	62445	1174191
111	5	5307-01-196-3330	62445	1174192
111	7		62445	415 2511
111	8		62445	415 2521
111	9	5305-01-199-6251	62445	1132314
111	10	5340-01-195-7304	62445	2237847
111	11	5330-01-195-5622	62445	2136434
111	12	5310-01-235-1857	62445	111-2824
111	13	5310-01-013-5463	62445	1107101
111	14	5306-01-198-6464	62445	1111153
111	15		62445	415 2528
111	16	5310-01-207-7205	62445	2134884
111	17	5310-01-277-9849	62445	2238196
111	18		62445	2134806
111	19		62445	2133835
111	20	3110-00-436-7329	62445	1172655
111	21		62445	2136433
111	22		62445	2133837
111	23		62445	2136432
112	1	5305-01-239-1322	62445	111-2341
112	2	5310-01-149-3703	62445	121-6307
112	3	5310-01-013-5463	62445	1107101
112	4	2815-01-195-7143	62445	2234784
112	5	5330-01-109-9915	62445	3371692
112	6	5310-01-235-3044	62445	110-2659
112	7	5310-01-207-7208	62445	1216080
112	8	5307-01-197-8199	62445	111-3476
112	9	3040-01-192-4465	62445	2237665
112	10	2815-01-234-4876	62445	337-1867
112	11	2815-01-280-4287	62445	223-6736
112	12	3120-01-194-9981	62445	2237661
112	13		62445	223 6578
112	14	5310-01-196-3870	62445	111-2813
112	15	2910-01-195-7430	62445	3371845
112	16	5310-01-209-7212	62445	1113148
112	17	5305-01-194-5930	62445	3365861
112	18	2815-01-324-3705	62445	415 2877
112	19	5310-01-190-7468	62445	2232840
112	20	5340-01-194-9143	62445	3371888
112	21	5360-01-191-8019	62445	337-1876
112	22	2815-01-022-0094	62445	3371887

## CROSS-REFERENCE INDEXES

FIG.	ITEM	FIGURE AND ITEM NUMBER INDEX		PART NUMBER
		STOCK NUMBER	CAGEC	
112	23	2815-01-192-9801	62445	3371885
113	1		62445	415 2627
113	2	5310-01-235-1857	62445	111-2824
113	3	5307-01-207-0170	62445	1124753
113	4	5306-01-012-7251	62445	2101681
113	5	5310-01-013-5473	62445	337-1666
113	6	5365-01-201-2008	62445	2136596
113	7	5310-01-207-7206	62445	1118760
113	8	2815-00-003-0021	62445	116-8817
113	9	5340-01-029-1194	36719	3371748
113	10	5360-01-012-3590	62445	336 9305
113	11	2815-01-234-7390	62445	213-1029
113	12	2815-01-151-0145	62445	213 7096
113	13	2815-01-294-1587	62445	4153631
113	14	2815-01-021-9092	62445	213-7302
113	15	2815-01-294-1588	62445	4153697
113	16		62445	213-7306
113	17	5365-01-049-3976	62445	1215500
113	18		62445	223-2528
113	19	5310-01-235-3044	62445	110-2659
113	20		62445	2137591
113	21	5340-01-252-7240	62445	2137580
113	22	5307-01-387-5417	62445	111 0259
113	23	2815-01-021-9068	62445	223 0216
113	24	2815-01-187-7163	62445	2231924
113	25	5365-01-013-5649	62445	2137256
113	25	5365-01-188-1089	62445	223 2963
113	25	5365-01-274-7435	62445	415 0264
113	25	5365-01-274-7436	62445	223 9331
114	1	5306-01-193-9285	62445	1111179
114	2	5306-01-210-7391	62445	1111168
114	3	5310-01-013-5463	62445	1107101
114	4	5305-01-273-7537	62445	110 2298
114	5	5310-01-274-2088	62445	112 7679
114	6	5365-01-194-0758	62445	1107556
114	7	3120-01-195-7984	62445	1115459
114	8		62445	213 5024
114	9		62445	1118750
114	10	5340-01-209-7006	62445	2135019
114	11	5360-01-213-4636	62445	2237638
114	12	5330-01-188-0793	62445	2234133
114	13	2590-00-175-9502	62445	1236291
114	14	5365-01-193-7160	62445	1236290
114	15		62445	116 5788
114	16		62445	223 5812
114	17	5305-01-194-5926	62445	1110688
114	18		62445	415 3996
114	19	3120-01-195-7985	62445	3362538
114	20	3110-01-194-9908	62445	2234172
114	21	3120-01-199-2175	62445	2101007
115	1	5305-01-274-4403	62445	110 4935

## CROSS-REFERENCE INDEXES

FIG.	ITEM	FIGURE AND ITEM NUMBER INDEX		PART NUMBER
		STOCK NUMBER	CAGEC	
115	2		62445	224 0193
115	3		62445	2131081
115	4		62445	1112295
115	5		62445	1102797
115	6		62445	210 2313
115	7	5306-01-193-9282	62445	1112429
115	8	5305-01-274-7424	62445	111 0664
115	9	5310-01-013-5631	62445	1102800
115	10		62445	111 2232
115	11		62445	3364077
115	12		62445	224 8237
116	1	2530-01-324-3704	62445	415 4891
116	2	5365-01-196-6635	62445	1107821
116	3	2815-01-212-0934	62445	3371660
116	4	2815-01-294-5905	62445	4156566
116	5		62445	117 7826
116	6		62445	117 6107
116	7		62445	117 4336
116	8		62445	415 0450
116	9	3120-01-197-6657	62445	3371612
116	10	5315-01-195-5439	62445	3371587
116	11	5306-01-196-0433	62445	2235520
116	12	3120-01-178-1865	62445	2137750
117	1		62445	2101224
117	2	3120-01-194-6285	62445	3367789
117	3		62445	1166951
117	4		62445	1216128
117	5		62445	223 8623
117	6	5306-01-195-4992	62445	1136990
117	7	5310-01-194-5922	62445	121-6107
117	8	3130-01-212-6110	62445	2138184
117	9	3130-01-199-3497	62445	213 8185
117	10	3120-01-192-5794	62445	3362379
117	11	3120-01-194-9980	62445	3362279
117	12	5365-01-202-3642	62445	2230181
117	13	5365-01-201-1890	62445	2230170
117	14		62445	415 1011
117	15	5315-01-210-7569	62445	1115464
117	16	5340-01-236-6391	62445	1170580
117	17	5310-01-208-6603	62445	1167010
117	18	5315-01-195-6658	62445	1105166
117	19	3020-01-185-6149	62445	2237256
118	1		62445	223 4134
118	2	5306-01-013-2928	62445	1112322
118	3	5310-01-013-5463	62445	1107101
118	4		62445	2234870
118	5	5330-01-210-4983	62445	3362337
118	6	5365-01-193-9336	62445	1118998
118	7	5310-01-250-3730	62445	111 8659
118	8	5365-01-197-1504	62445	1214987
118	9	5310-01-194-0686	62445	111 8727

## CROSS-REFERENCE INDEXES

FIG.	ITEM	FIGURE AND ITEM NUMBER INDEX		PART NUMBER
		STOCK NUMBER	CAGEC	
118	10	5305-01-274-7430	62445	121 5567
118	11	5340-01-274-7403	62445	116 5839
118	12	5365-01-197-1503	62445	1110422
118	13	5330-01-012-8854	62445	111 8673
118	14	5365-01-193-9335	62445	1215235
118	15	5315-01-197-1478	62445	111-5333
118	16		61445	2231082
118	17	3120-01-194-5062	62445	2139737
118	18	3120-01-188-0980	62445	1167266
118	19	5340-01-197-1502	62445	1216240
118	20	2835-01-244-2184	62445	223-9584
118	21	5310-01-209-9405	62445	1119611
118	22		62445	117 6374
118	23	5330-01-188-0850	62445	1174311
118	24		62445	2239280
119	1	5310-00-166-8341	82465	31WLF51618
119	2	5306-00-225-8496	96906	MS90725-31
119	3		35871	HAS-88
119	4		25567	46312-012
119	5	2910-00-911-0081	96906	MS35645-2
119	6		25567	18523-756
119	7	5305-00-269-3211	96906	MS90725-60
119	8		96906	MS35338-46
119	9	5310-00-809-4061	96906	MS27183-15
119	10		25567	21769-108
119	11		58319	11933
119	12		25567	46711-055
119	13		8L740	252121
119	14		8L740	40-477
119	15		8L740	15-4BUNA(N)
120	1		58319	11840
121	1		58319	11897
121	2		58319	901600
121	3		58319	10095
121	4	5310-01-252-7282	15460	006-005-00
121	5		15460	15-2
121	6		58319	10096
122	1		58319	11256
122	2		58319	11890
122	3		58319	11246
122	4		19099	MMMMM
122	5		19099	NNNNN
122	6		58319	11251
122	7		58319	11957
122	8		58319	11941
123	1		56049	16638
123	2		92867	81000191
123	3		90598	A7857
123	4		58319	11259
124	1		25567	D 08
124	2	5310-00-045-3299	96906	MS35338-42

## CROSS-REFERENCE INDEXES

FIG.	ITEM	FIGURE AND ITEM NUMBER INDEX		PART NUMBER
		STOCK NUMBER	CAGEC	
124	3		25567	X 08-02-1/2
124	4		81834	40193-3
124	5		81834	40192-3
124	6		99003	3123
124	7		99003	3121
124	8		08108	456
124	9	5935-01-147-1281	70842	TC6566
124	10	5940-01-337-3315	59730	RB44
124	11		25567	18763-227
124	12		81834	50232
124	13	6240-00-877-3405	08806	1662
125	1		15460	6-7
125	2		35197	7-3
125	3		15460	18-11
125	4		58319	11991
125	5		58319	11953
125	6		58319	11902
125	7		56049	20187
125	8		58319	11225
125	9		15460	21-1
125	10	5315-01-304-5121	15460	19-2
125	11	5310-01-197-1476	15460	6-1
125	12		15460	15-57
125	13		60038	15245-15123
125	14		15460	8-174-5
125	15		15460	25-11
125	16	5330-01-035-9418	15460	10-1
125	17	3110-00-100-5303	96906	MS19081-69
126	1		94189	42030
126	1		94189	42031
126	2		94189	9795
126	3		94189	9794
126	4		94189	7820
126	5	5360-01-288-5870	94189	9786
126	6	5360-01-320-5818	94189	9785
126	7		94189	18950
126	8	2530-01-263-7061	94189	9789
126	9	5360-01-320-5819	94189	9790
126	10	5360-01-287-7297	94189	9791
126	11	5315-01-287-8770	94189	18508
126	12		94189	9784
126	13		94189	23323
126	14	2530-01-287-9409	94189	18836
126	15		94189	17406
126	16		94189	12972
126	17	5360-01-320-5820	94189	6814
126	18	5365-00-803-7301	96906	MS16624-1050
126	19		94189	9796
126	20		94189	18497
126	21		94189	18503
126	22		94189	24668

## CROSS-REFERENCE INDEXES

FIG.	ITEM	FIGURE AND ITEM NUMBER INDEX		PART NUMBER
		STOCK NUMBER	CAGEC	
126	22		94189	24669
126	23		94189	9792
126	23		94189	9793
126	24		94189	7949
126	25		94189	17917
126	26		94189	18502
126	27		94189	9783
126	28		94189	23457
126	29	2530-00-161-7575	94189	9776
126	29	2530-00-161-7576	94189	9777
126	30	5340-01-087-9679	94189	9254
126	31		84189	18496
127	1	5305-00-269-3211	96906	MS90725-60
127	2	5310-00-809-4061	96906	MS27183-15
127	3		96906	MS35338-46
127	4		15991	DD08
127	5		15991	B0814
127	6	5310-00-809-3079	96906	MS27183-19
127	7		58319	11912
128	1		94222	38-104-04-13
128	2		58319	9274
128	3		58319	11893
128	4		58319	11963
128	5		56049	16638
128	6		6M055	E-223
128	7		58319	10047
128	8		58319	11841
128	9		56049	80910
128	10		79470	BH-11146
128	11		79470	112-05011
128	12		56049	16197
129	1		93072	1847
129	2	5305-00-709-8542	96906	MS90727-91
129	3	5305-01-056-5415	93072	1854
129	4	2510-01-050-7136	93072	1844-2
129	5	5310-01-056-0028	93072	1753
129	6		93072	1808-1
129	7		93072	1829
129	8	3120-01-052-1151	93072	1745
129	9	5310-01-056-0029	93072	1747
129	10	5305-01-056-0089	93072	1846
129	11		93072	1804
129	12		93072	10511
129	13	5365-01-053-6898	93072	1841
129	14	2530-01-050-8929	93072	10614
129	15		93072	10607
129	16	5360-01-054-2281	93072	1828
129	17	5310-01-050-8832	93072	1840
129	18	2540-01-060-7031	93072	10632
130	1		58319	11226
130	2	5935-00-059-2841	96906	MS75020-1




## CROSS-REFERENCE INDEXES

FIG.	ITEM	FIGURE AND ITEM NUMBER INDEX		PART NUMBER
		STOCK NUMBER	CAGEC	
130	3	5940-00-230-0515	96906	MS25036-154
130	4		58319	11992
130	5		58319	11901
130	6		58319	11900
130	7		06721	22010
130	8		56049	16638
130	9		3M007	RLC-3/8X1/4
131	1		41576	SA
131	2		58319	11891
131	3		19099	RRC271TY1GRCL4



By Order of the Secretary of the Army:

Official:



**MILTON H. HAMILTON**

*Administrative Assistant to the*

*Secretary of the Army*

06520

**GORDON R. SULLIVAN**  
*General, United States Army*  
*Chief of Staff*

**DISTR1BUTION:**

To be distributed in accordance with DA Form 12-25-E, block no. 6209, requirements for TM 10-4320-344-24P-2.



RECOMMENDED CHANGES TO EQUIPMENT TECHNICAL PUBLICATIONS

SOMETHING WRONG WITH THIS PUBLICATION?



THEN... JOT DOWN THE DOPE ABOUT IT ON THIS FORM. CAREFULLY TEAR IT OUT. FOLD IT AND DROP IT IN THE MAIL!

FROM (PRINT YOUR UNIT'S COMPLETE ADDRESS)  
 CDR, 1st Br, 65th ADA  
 ATTN: SP4 J. Brown  
 Key West, FL 33040

DATE SENT  
 10 Jun 79

PUBLICATION NUMBER  
 TM 9-1430-550-34-1

PUBLICATION DATE  
 7 Sep 72 .

PUBLICATION TITLE Unit of Radar Set  
 AN/MPQ-50 Tested at the HFC

BE EXACT PIN-POINT WHERE IT IS

PAGE NO	PARA. GRAPH	FIGURE NO	TABLE NO
9-19		9-5	
21-2	step 1C	21-2	

IN THIS SPACE TELL WHAT IS WRONG AND WHAT SHOULD BE DONE ABOUT IT:

"B" Ready Relay K11 is shown with two #9 contacts. That contact which is wired to pin 8 of relay K16 should be changed to contact #10.

Reads: Multimeter B indicates 600 K ohms to 9000 K ohms.

Change to read: Multimeter B indicates 600 K ohms minimum.

Reason: Circuit being checked could measure infinity. Multimeter can read above 9000 K ohms and still be correct.

SAMPLE

PRINTED NAME GRADE OR TITLE AND TELEPHONE NUMBER  
 SP4 J.T. Brown, Jr.

SIGN HERE  
 SP4 James Brown, Jr.

DA FORM 2028-2  
 2 JUL 79

REPLACES DA FORM 2028-2 1 APR 78 WHICH WILL BE USED UNTR EXHAUSTED  
 (MAY M Overprint 1, 1 Mar 91)

P.S.--IF YOUR OUTFIT WANTS TO KNOW ABOUT YOUR RECOMMENDATION MAKE A CARBON COPY OF THIS AND GIVE IT TO YOUR HEADQUARTERS

TEAR ALONG PERFORATED LINE

FILL IN YOUR  
UNITS ADDRESS



FOLD BACK

DEPARTMENT OF THE ARMY

---

---

OFFICIAL BUSINESS

COMMANDER  
U.S. ARMY AVIATION AND TROOP COMMAND  
ATTN: AMSAT-I-MP  
4300 GOODFELLOW BOULEVARD  
ST. LOUIS, MO 63120-1798

TEAR ALONG PERFORATED LINE




FILL IN YOUR  
UNITS ADDRESS



FOLD BACK

DEPARTMENT OF THE ARMY



OFFICIAL BUSINESS

COMMANDER  
U.S. ARMY AVIATION AND TROOP COMMAND  
ATTN: AMSAT-I-MP  
4300 GOODFELLOW BOULEVARD  
ST. LOUIS, MO 63120-1798

TEAR ALONG PERFORATED LINE



RECOMMENDED CHANGES TO EQUIPMENT TECHNICAL PUBLICATIONS



THEN... JOT DOWN THE DOPE ABOUT IT ON THIS FORM. CAREFULLY TEAR IT OUT. FOLD IT AND DROP IT IN THE MAIL.

**SOMETHING WRONG WITH THIS PUBLICATION?**

FROM (PRINT YOUR UNIT'S COMPLETE ADDRESS)

DATE SENT

PUBLICATION NUMBER

TM 10-4320-344-24P-2

PUBLICATION DATE

4 APRIL 1994

PUBLICATION TITLE

PUMPING ASSEMBLY, WATER, 600 GPM

BE EXACT PIN-POINT WHERE IT IS

PAGE NO

PARA-GRAPH

FIGURE NO

TABLE NO

IN THIS SPACE TELL WHAT IS WRONG AND WHAT SHOULD BE DONE ABOUT IT:

PRINTED NAME GRADE OR TITLE AND TELEPHONE NUMBER

SIGN HERE

DA FORM 2028-2  
1 JUL 79

PREVIOUS EDITIONS ARE OBSOLETE


P.S. - IF YOUR OUTFIT WANTS TO KNOW ABOUT YOUR RECOMMENDATION MAKE A CARBON COPY OF THIS AND GIVE IT TO YOUR HEADQUARTERS

FILL IN YOUR  
UNITS ADDRESS



FOLD BACK

DEPARTMENT OF THE ARMY



OFFICIAL BUSINESS

COMMANDER  
U.S. ARMY AVIATION AND TROOP COMMAND  
ATTN: AMSAT-I-MP  
4300 GOODFELLOW BOULEVARD  
ST. LOUIS, MO 63120-1798

TEAR ALONG PERFORATED LINE

RECOMMENDED CHANGES TO EQUIPMENT TECHNICAL PUBLICATIONS



THEN... JOT DOWN THE DOPE ABOUT IT ON THIS FORM. CAREFULLY TEAR IT OUT, FOLD IT AND DROP IT IN THE MAIL!

**SOMETHING WRONG WITH THIS PUBLICATION?**

FROM (PRINT YOUR UNIT'S COMPLETE ADDRESS)

DATE SENT

PUBLICATION NUMBER

TM 10-4320-344-24P-2

PUBLICATION DATE

4 APRIL 1994

PUBLICATION TITLE

PUMPING ASSEMBLY, WATER, 600 GPM

BE EXACT PIN-POINT WHERE IT IS

PAGE NO

PARA-GRAPH

FIGURE NO

TABLE NO

IN THIS SPACE TELL WHAT IS WRONG AND WHAT SHOULD BE DONE ABOUT IT:

PRINTED NAME GRADE OR TITLE AND TELEPHONE NUMBER


SIGN HERE

FILL IN YOUR  
UNITS ADDRESS



FOLD BACK

DEPARTMENT OF THE ARMY



OFFICIAL BUSINESS

COMMANDER  
U.S. ARMY AVIATION AND TROOP COMMAND  
ATTN: AMSAT-I-MP  
4300 GOODFELLOW BOULEVARD  
ST. LOUIS, MO 63120-1798

TEAR ALONG PERFORATED LINE

# The Metric System and Equivalents

## Linear Measure

1 centimeter = 10 millimeters = .39 inch  
 1 decimeter = 10 centimeters = 3.94 inches  
 1 meter = 10 decimeters = 39.37 inches  
 1 dekameter = 10 meters = 32.8 feet  
 1 hectometer = 10 dekameters = 328.08 feet  
 1 kilometer = 10 hectometers = 3,280.8 feet

## Weights

1 centigram = 10 milligrams = .15 grain  
 1 decigram = 10 centigrams = 1.54 grains  
 1 gram = 10 decigram = .035 ounce  
 1 dekagram = 10 grams = .35 ounce  
 1 hectogram = 10 dekagrams = 3.52 ounces  
 1 kilogram = 10 hectograms = 2.2 pounds  
 1 quintal = 100 kilograms = 220.46 pounds  
 1 metric ton = 10 quintals = 1.1 short tons

## Liquid Measure

1 centiliter = 10 milliliters = .34 fl. ounce  
 1 deciliter = 10 centiliters = 3.38 fl. ounces  
 1 liter = 10 deciliters = 33.81 fl. ounces  
 1 dekaliter = 10 liters = 2.64 gallons  
 1 hectoliter = 10 dekaliters = 26.42 gallons  
 1 kiloliter = 10 hectoliters = 264.18 gallons

## Square Measure

1 sq. centimeter = 100 sq. millimeters = .155 sq. inch  
 1 sq. decimeter = 100 sq. centimeters = 15.5 sq. inches  
 1 sq. meter (centare) = 100 sq. decimeters = 10.76 sq. feet  
 1 sq. dekameter (are) = 100 sq. meters = 1,076.4 sq. feet  
 1 sq. hectometer (hectare) = 100 sq. dekameters = 2.47 acres  
 1 sq. kilometer = 100 sq. hectometers = .386 sq. mile

## Cubic Measure

1 cu. centimeter = 1000 cu. millimeters = .06 cu. inch  
 1 cu. decimeter = 1000 cu. centimeters = 61.02 cu. inches  
 1 cu. meter = 1000 cu. decimeters = 35.31 cu. feet

## Approximate Conversion Factors

To change	To	Multiply by	To change	To	Multiply by
inches	centimeters	2.540	ounce-inches	newton-meters	.007062
feet	meters	.305	centimeters	inches	.394
yards	meters	.914	meters	feet	3.280
miles	kilometers	1.609	meters	yards	1.094
square inches	square centimeters	6.451	kilometers	miles	.621
square feet	square meters	.093	square centimeters	square inches	.155
square yards	square meters	.836	square meters	square feet	10.764
square miles	square kilometers	2.590	square meters	square yards	1.196
acres	square hectometers	.405	square kilometers	square miles	.386
cubic feet	cubic meters	.028	square hectometers	acres	2.471
cubic yards	cubic meters	.765	cubic meters	cubic feet	35.315
fluid ounces	milliliters	29.573	cubic meters	cubic yards	1.308
pints	liters	.473	milliliters	fluid ounces	.034
quarts	liters	.946	liters	pints	2.113
gallons	liters	3.785	liters	quarts	1.057
ounces	grams	28.349	liters	gallons	.264
pounds	kilograms	.454	grams	ounces	.035
short tons	metric tons	.907	kilograms	pounds	2.205
pound-feet	newton-meters	1.356	metric tons	short tons	1.102
pound-inches	newton-meters	.11296			

## Temperature (Exact)

°F	Fahrenheit	5/9 (after	Celsius	°C
	temperature	subtracting 32)	temperature	

